XAL 20

Workbook

EN DE



Spotlights & Downlights

UNICO
recessed




linear
➔ 20

square
➔ 24

➔ 16

ceiling




linear
NEW ➔ 28

square
NEW ➔ 32

CAVO
recessed






round
➔ 36

square
➔ 36

linear
NEW ➔ 38

system
➔ 40

➔ 34

SASSO
recessed






60 round
➔ 48

60 square
➔ 52

100 round
NEW ➔ 50

100 square
NEW ➔ 54

➔ 44

semi-recessed




60/100 round
NEW ➔ 56/58

60/100 square
NEW ➔ 60/62

ceiling



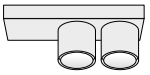


60/100 round
NEW ➔ 56/58

60/100 square
NEW ➔ 60/62

60 round base
NEW ➔ 66

60 square base
NEW ➔ 66

suspended



60/100 round
NEW ➔ 64

wall


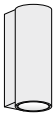
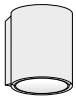


60 direct
NEW ➔ 68

60 direct/indirect
NEW ➔ 68

100 direct
NEW ➔ 68

100 direct/indirect
NEW ➔ 68

SASSO PRO
recessed








80 flush
➔ 74

80 offset
➔ 74

80 downlight
➔ 78

100 flush
➔ 76

100 offset
➔ 76

100 downlight
➔ 80

➔ 70

KARO
recessed


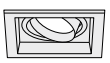

80
➔ 84

100
➔ 86

➔ 82

INVISIBLE/ BUBBLE
recessed





round
➔ 90

square
➔ 92

bubble
➔ 94

➔ 88

MOVE IT
recessed


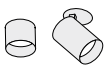
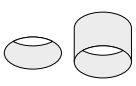

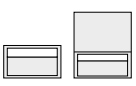

45 round
➔ 98

45 round flex
➔ 102

85 round
➔ 100

45 square
➔ 104

85 square
➔ 106

➔ 96

TWIST
recessed

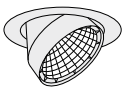

recessed
➔ 110

➔ 108

SPADO
recessed

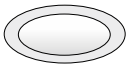
100 / 150 round
➔ 114

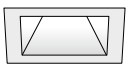
150 square
➔ 116

➔ 112

SQUADRO
recessed

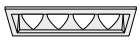
wallwasher
➔ 120

track

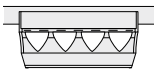
wallwasher
➔ 122

➔ 118

BO
semi-recessed


32
NEW ➔ 126


45
NEW ➔ 126

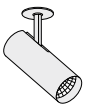
55
NEW ➔ 126

➔ 124

surface


32
NEW ➔ 126


45
NEW ➔ 126


55
NEW ➔ 126

surface

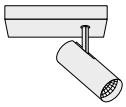
45 base
NEW ➔ 128

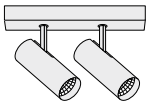
45 base
NEW ➔ 128

track

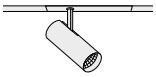
32
NEW ➔ 130

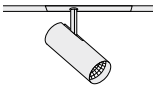
45
NEW ➔ 130

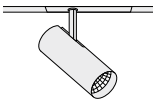
55
NEW ➔ 130 / 132

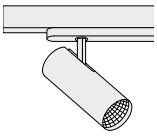
70
NEW ➔ 132

VARO
track

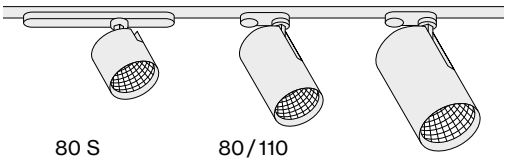
80 S
NEW ➔ 136

80 / 110
➔ 138

➔ 138

➔ 134

TIMO
track

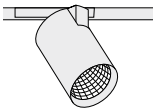
80 free
➔ 142

➔ 140

ARGO
recessed

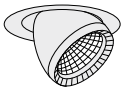
recessed
➔ 146

track

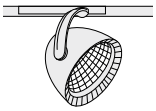
track
➔ 148

➔ 144

STRAIGHT
track

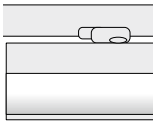
wallwasher
➔ 152

➔ 150

PABLO
track

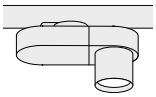
basic / focus
➔ 156

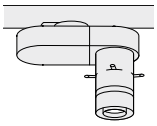
shutter / iris / gobo
➔ 158

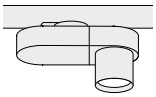
colour tune
NEW ➔ 160

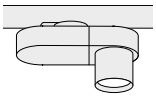
tunable white
NEW ➔ 160

➔ 154

TULA
suspended

nano
➔ 164


micro
➔ 164

➔ 162

ARY
suspended

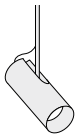
rod
NEW ➔ 168

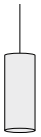
cable
NEW ➔ 170


shade
NEW ➔ 170

➔ 166

NOD
suspended

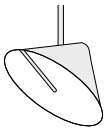
suspended
➔ 174

➔ 172

TRACK
3-phase

STUCCHI
recessed
NEW ➔ 180

EUTRAC
recessed
➔ 184


STUCCHI
surface
NEW ➔ 181


EUTRAC
surface
➔ 185

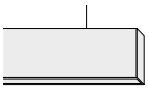
STUCCHI
indirect susp.
NEW ➔ 182

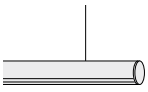
STUCCHI
suspended
NEW ➔ 183


EUTRAC
suspended
➔ 185

➔ 176

Luminaires

MENO
recessed



trimless
➔ 190 ➔ 192

COMBO
recessed



trim
➔ 194 ➔ 196

JANE
semi-recessed
surface
suspended

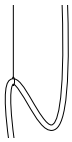

NEW ➔ 198 NEW ➔ 200

VELA
surface



surface
➔ 202 ➔ 204

suspended



suspended
➔ 208

SONO
recessed



recessed
➔ 212 ➔ 214

surface



surface
➔ 216

suspended

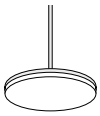

suspended
➔ 218

TASK
surface



round
➔ 220 ➔ 222



square
➔ 226



ceiling
➔ 230

suspended

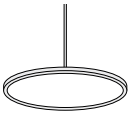

round
➔ 224

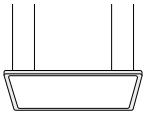

square
➔ 228

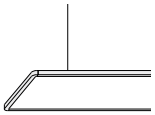

suspended
➔ 232

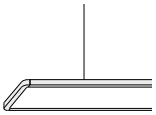

S suspended
➔ 234

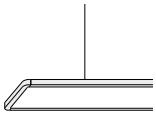

S suspended
system ➔ 236

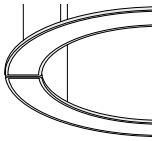

circle
➔ 240

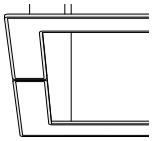

angular
➔ 242

acoustic

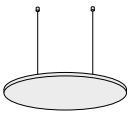

round
NEW ➔ 244

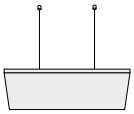

square
NEW ➔ 244

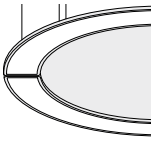

circle inlay
NEW ➔ 244

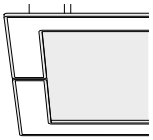

angular inlay
NEW ➔ 244



system inlay
NEW ➔ 244

wall



wall
➔ 246

free standing

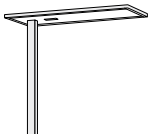

free standing
➔ 248

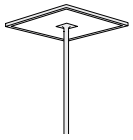

square
➔ 250

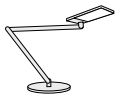

table
➔ 252

VILO
suspended

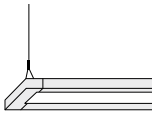

suspended
➔ 254 ➔ 256

FLOW
surface



surface
➔ 258 ➔ 260

suspended

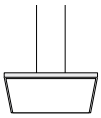

suspended
➔ 262

GEAR 3
suspended

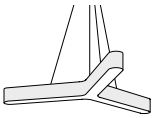

suspended
➔ 264 ➔ 266

INO
horizontal
suspended

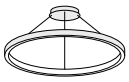

circle
NEW 270

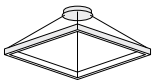

square
NEW 272

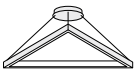

trig
NEW 274

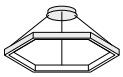

hex
NEW 276

268

INO
vertical
suspended

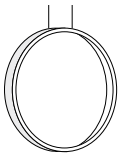

circle
NEW 278

278

MINO CIRCLE
ceiling

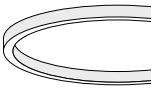

ceiling
280

suspended

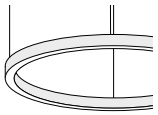

suspended
282

SONIC
suspended



suspended/
acoustic
284

free standing



free standing/
acoustic
286 288 290

CIRO
ceiling

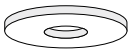

ceiling
292 294

suspended



suspended
296

HELIOS
suspended



suspended
298 300

free standing



free standing
302

LITO
suspended

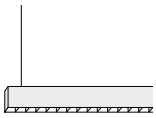

40 suspended
304 306



60 suspended
308

BETO
recessed



160
NEW 312



circle trim
NEW 314

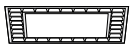

square trim
NEW 316

310

suspended

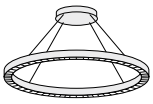

circle
NEW 318

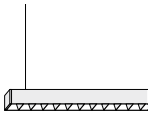

suspended
NEW 320

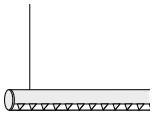

tube susp.
NEW 320

free standing

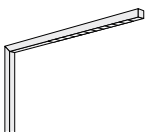

free standing
NEW 322

HEX-O
ceiling



ceiling/
acoustic
324 NEW 326

suspended

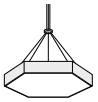

suspended/
acoustic
NEW 328

TRIG-O
ceiling

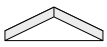

ceiling/
acoustic
324 NEW 330

suspended

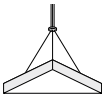

suspended/
acoustic
NEW 332

MUSE
acoustic
suspended

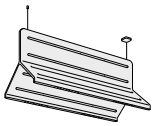

double light
336 338

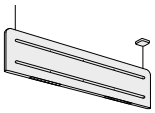

light
340

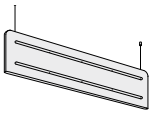

baffle
340

acoustic
table
mounted



desk low
342



desk high
342

STRETTA
surface



surface
344 NEW 346

RECOVER
wall

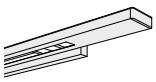

wall
348 350

Profiles

Magnetic Profile Systems

MOVE IT 25
tracks

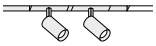
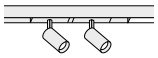
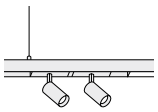

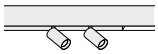
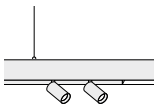


25 S recessed ➔ 359 | 25 S surface ➔ 360 | 25 S suspended ➔ 360 | 25 recessed ➔ 363 | 25 surface ➔ 364 | 25 suspended ➔ 364 | insets ➔ 366

➔ 356

MOVE IT 45
tracks


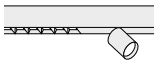
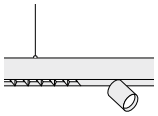
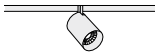

45 recessed ➔ 389 | 45 surface ➔ 390 | 45 suspended ➔ 390 | insets ➔ 392

NEW ➔ 386

LINEA
wall



wall ➔ 402

➔ 400

Flat Profile Systems

LENO
recessed




100 trim ➔ 408 | 100 trimless ➔ 412

➔ 406

semi-recessed



100 ➔ 416

surface



100 ➔ 420

suspended

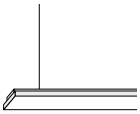

100 ➔ 424

LENO GRID
recessed

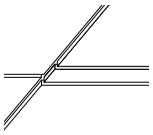
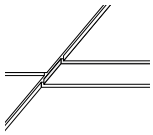

100 ➔ 428 | 150 ➔ 432

Standard Profile Systems

BETO
ceiling

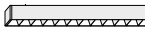

ceiling NEW ➔ 438

➔ 436

suspended

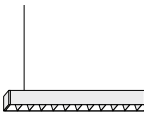

suspended NEW ➔ 438

surface

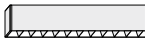


40 NEW ➔ 456 | 60 NEW ➔ 472

suspended

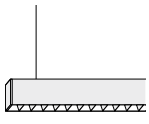
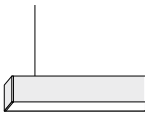

40 NEW ➔ 462 | 60 NEW ➔ 472

BASO
recessed

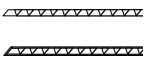
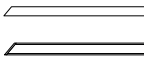

40 trim / trimless NEW ➔ 444 | 60 trim / trimless NEW ➔ 468

➔ 442

Advanced Profile Systems

CANYON
recessed

➔ 476 60 trim offset

FRAME
recessed

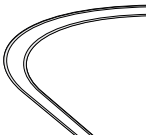


➔ 480 60 trim | 60 curve trim | 100 trim

MINIMAL
recessed

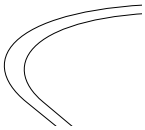


➔ 490 60 trimless | 60 curve trimless | 100 trimless

MINO
surface


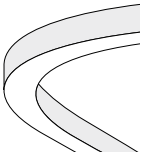


suspended


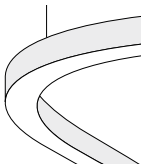
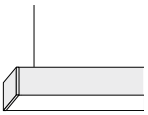

➔ 500 60 | 60 curve | 100 | 60 | 60 curve | 100

EDGE
recessed

➔ 516 60 trimless

TUBO
surface



suspended

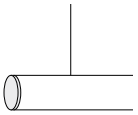

➔ 522 100 | 100

CORNER
surface



➔ 526 65

COVE
wall

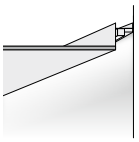

ceiling

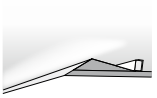

➔ 530 65 | 65

Outdoor

SONO IP54
surface



surface
➔ 538 ➔ 540

SONO LOOP IP54
surface



surface
➔ 538 ➔ 542

BASO IP54
recessed

60 trim
➔ 544 NEW ➔ 546

surface



60
NEW ➔ 550

STREAM-CUT
surface



surface
➔ 554 ➔ 556

wall recessed



wall recessed
➔ 558

bollard

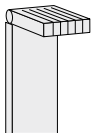

bollard
➔ 560

DOC
surface



surface
➔ 562 ➔ 564

Showcase Lighting

NANO
recessed



turn
➔ 570 ➔ 574



line
➔ 576



just
➔ 578

INEO
surface



surface
➔ 582

PICO
standing



standing
➔ 584

PICO SUPPORT
standing



round
➔ 586



square
➔ 586

MICRO
recessed

recessed
➔ 588

JUST
semi-recessed



semi-recessed
➔ 590

surface



surface
➔ 590

Controls

DALI-2 control



➔ 598

Professional building management

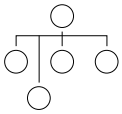

➔ 601

Know-How



➔ 602

Product Index

A

	PAGE
ACOUSTIC elements accessory 25	384
ACOUSTIC elements accessory 45	398
ARGO recessed	146
ARGO track	148
ARY cable decorative inset 25	374
ARY cable decorative inset 25 S	374
ARY cable suspended	170
ARY rod decorative inset 25	372
ARY rod decorative inset 25 S	372
ARY rod suspended	168

B

	PAGE
BASO 40 surface	456
BASO 40 suspended	462
BASO 40 trim	444
BASO 40 trimless	450
BASO 60 surface	472
BASO 60 suspended	472
BASO 60 trim	468
BASO 60 trimless	470
BASO 60 IP54 surface	550
BASO 60 IP54 trim	546
BATWING linear inset 25	382
BATWING linear inset 25 S	382
BETO circle 160 recessed	312
BETO circle 240/450 recessed	314
BETO circle suspended	318
BETO free standing	322
BETO square recessed	316
BETO suspended	320
BETO system linear ceiling	438
BETO system linear suspended	438
BETO system curve ceiling	438
BETO system curve suspended	438
BETO system s-line ceiling	438
BETO system s-line suspended	438
BO 32 semi-recessed	126
BO 32 surface	126
BO 32 intrack	130
BO 45 base surface	128
BO 45 semi-recessed	126
BO 45 surface	126
BO 45 intrack	128
BO 55 semi-recessed	126
BO 55 surface	126
BO 55 intrack	130
BO 55 track	132
BO 70 track	132
BUBBLE recessed	94

C

	PAGE
CANYON 60 trim offset	478
CAVO linear	38
CAVO round	36
CAVO square	36
CAVO system	40
CIRO ceiling	294
CIRO suspended	296
COMBO trim	196
CORNER surface	526
COVE ceiling	532
COVE wall	530

D

	PAGE
DOC wall	564

E

	PAGE
EDGE system recessed	516

F

	PAGE
FLEXTRACK system extension 25	370
FLEXTRACK system extension 25 S	370
FLOW surface	260
FLOW suspended	262
FRAME 60 trim	480
FRAME 100 trim	486

G

	PAGE
GEAR 3 suspended	266

H

	PAGE
HELIOS free standing	302
HELIOS suspended	300
HEX-O ceiling	326
HEX-O suspended	328

I

	PAGE
INEO surface	582
INO circle suspended	270
INO hex suspended	276
INO square suspended	272
INO trig suspended	274
INO circle vertical suspended	278
INVISIBLE round recessed	90
INVISIBLE square recessed	92

J

	PAGE
JANE semi-recessed / surface / susp.	200
JUST 32 surface	590
JUST 32 semi-recessed	590
JUST 32 spotlight inset 25	366
JUST 32 spotlight inset 25 S	366
JUST 45 spotlight inset 45	396
JUST 55 spotlight inset 45	396
JUST 45 spotlight inset 25	366
JUST 45 spotlight inset 25 S	366
JUST 55 spotlight inset 25	366
JUST 55 spotlight inset 25 S	366

K

	PAGE
KARO 80 trim recessed	84
KARO 80 trimless recessed	84
KARO 100 trim recessed	86
KARO 100 trimless recessed	86

L

	PAGE
L1 – 6 linear inset 45	392
L10 office linear inset 45	392
L24 office linear inset 45	392
LENO GRID 100	428
LENO GRID 150	432
LENO semi-recessed	416
LENO surface	420
LENO suspended	424
LENO trim	408
LENO trimless	412
LINEA wall	402
LITO 40 suspended	306
LITO 60 suspended	308

M

	PAGE
MENO trimless	192
MICRO recessed	588
MINIMAL 60 trimless	490
MINIMAL 100 trimless	496
MINO 60 surface	500
MINO 60 suspended	502
MINO 100 surface	510
MINO 100 suspended	512
MINO CIRCLE ceiling	282
MINO CIRCLE suspended	284
MOVE IT 25 system	356
MOVE IT 25 S system	356
MOVE IT 45 system	388
MOVE IT 45 round flex recessed	102
MOVE IT 45 round recessed	98
MOVE IT 45 square recessed	104
MOVE IT 85 round recessed	100
MOVE IT 85 square recessed	106
MUSE desk high	342
MUSE desk low	342
MUSE double light suspended	338
MUSE light / baffle suspended	340

N

	PAGE
NANO just 16 recessed	578
NANO just 26 recessed	578
NANO just 32 recessed	578
NANO line recessed	576
NANO line surface	576
NANO turn recessed	574
NANO turn surface	574
NOD suspended	174

P

	PAGE
PABLO basic track	156
PABLO colour tune track	160
PABLO focus track	156
PABLO gobo track	159
PABLO iris track	158
PABLO shutter track	158
PABLO tunable white track	160
PICO standing	584
PICO SUPPORT round standing	586
PICO SUPPORT square standing	586
PIVOT graphic light inset 25	368
PIVOT graphic light inset 25 S	368

R

	PAGE
RECOVER wall	350

S

	PAGE
SASSO 60 base ceiling	66
SASSO 60 round recessed	48
SASSO 60 round semi-recessed	56
SASSO 60 round ceiling	56
SASSO 60 round suspended	64
SASSO 60 square recessed	52
SASSO 60 square semi-recessed	60
SASSO 60 square ceiling	60
SASSO 100 round recessed	50
SASSO 100 round semi-recessed	58
SASSO 100 round ceiling	58
SASSO 100 round suspended	64
SASSO 100 square recessed	54
SASSO 100 square semi-recessed	62
SASSO 100 square ceiling	62
SASSO PRO 80 downlight recessed	78
SASSO PRO 80 flush recessed	74
SASSO PRO 80 offset recessed	74
SASSO PRO 100 downlight recessed	80
SASSO PRO 100 flush recessed	76
SASSO PRO 100 offset recessed	76
SONIC free standing	290
SONIC suspended	288
SONO flex trim	214
SONO IP54 surface	540
SONO LOOP IP54 surface	542
SONO surface	216
SONO suspended	218
SPADO 100 round recessed	114
SPADO 150 round recessed	114
SPADO 150 square recessed	116
SPOT LINE / OPAL linear inset 25	378
SQUADRO wallwasher recessed	120
SQUADRO wallwasher track	122
STRAIGHT wallwasher track	152
STREAMCUT bollard	560
STREAMCUT surface	556
STREAMCUT wall	558
STRETTA surface	346

T

	PAGE
TASK acoustic elements surface	244
TASK acoustic elements suspended	244
TASK acoustic elements system inlay	244
TASK ceiling	230
TASK free standing	248
TASK round surface	222
TASK round suspended	224
TASK angular suspended	242
TASK circle suspended	240
TASK S suspended	234
TASK S system suspended	236
TASK square free standing	250
TASK square surface	226
TASK square suspended	228
TASK suspended	232
TASK table	252
TASK wall	246
TIMO 80 free track	142
TRACK EUTRAC 3-phase recessed	184
TRACK EUTRAC 3-phase surface	185
TRACK EUTRAC 3-phase suspended	185
TRACK STUCCHI 3-phase indir. susp.	182
TRACK STUCCHI 3-phase recessed	180
TRACK STUCCHI 3-phase surface	181
TRACK STUCCHI 3-phase suspended	181
TRIG-O ceiling	330
TRIG-O suspended	332
TUBO 100 surface	522
TUBO 100 suspended	522
TULA nano / micro decorative inset 25	376
TULA nano / micro decorative inset 25 S	376
TULA suspended	164
TWIST recessed	110

U

	PAGE
UNICO linear recessed	20
UNICO linear ceiling	28
UNICO square ceiling	32
UNICO square recessed	24

V

	PAGE
VARO 80 S track	136
VARO 80 track	138
VARO 110 track	138
VELA surface	204
VELA suspended	208
VILO suspended	256

W

	PAGE
WALL GRAZER linear inset 25	382
WALL GRAZER linear inset 25 S	382
WALLWASHER flush linear inset 25	380
WALLWASHER flush linear inset 25 S	380
WALLWASHER linear inset 25	380

Spotlights Downlights





Spotlights & Downlights

UNICO




➔ 16 recessed ceiling

CAVO



➔ 34 recessed

SASSO




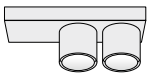


➔ 44 recessed semi-recessed ceiling ceiling suspended

SASSO PRO



➔ 70 recessed

KARO



➔ 82 recessed

INVISIBLE / BUBBLE



➔ 88 recessed

MOVE IT

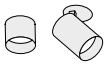

➔ 96 recessed

TWIST

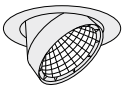

➔ 108 recessed

SPADO

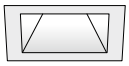

➔ 112 recessed

SQUADRO

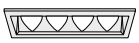
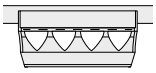

➔ 118 recessed track

BO



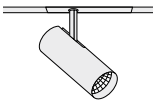

➔ 124 semi-recessed surface track

VARO

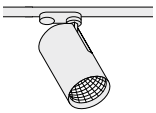

➔ 134 track

TIMO

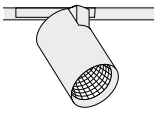

➔ 140 track

ARGO

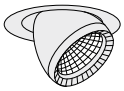
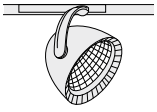

➔ 144 recessed track

STRAIGHT

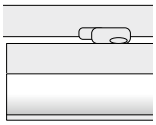

➔ 150 track

PABLO

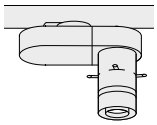

➔ 154 track

TULA



➔ 162 suspended

ARY

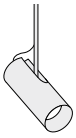

➔ 166 suspended

NOD

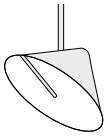

➔ 172 suspended

TRACK STUCCHI
3-phase


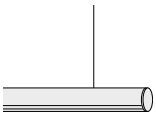

➔ 176 recessed surface suspended

TRACK EUTRAC
3-phase


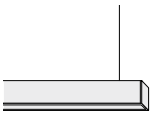

➔ 184 recessed surface suspended

Shape the light



UNICO

EN With UNICO, XAL crafted a unique product built for flexibility. The luminaire offers a solution for every requirement and need. The luminaire can be shaped from three mounting options, eight shapes, eleven optics, two sensors, four colour temperatures and three control options. The intuitive UNICO configurator helps guide the flexible composition and selection of the different beam characteristics. There has never been more planning freedom in professional lighting design offered by a single luminaire.

DE Mit UNICO ist XAL ein Unikat in puncto Flexibilität gelungen. Die Leuchte bietet für jede Anforderung und jedes Bedürfnis eine Lösung. Aus drei Montage-Optionen, acht Formen, elf Optiken, zwei Sensoren, vier Farbtemperaturen und drei Steuerungsmöglichkeiten kann die Leuchte individuell kombiniert werden. Der intuitive UNICO Konfigurator unterstützt bei der flexiblen Zusammenstellung und der Auswahl der verschiedenen Abstrahlcharakteristiken. Mehr planerische Freiheit hat es bei der professionellen Lichtplanung mit einer einzigen Leuchte nie gegeben.

Types

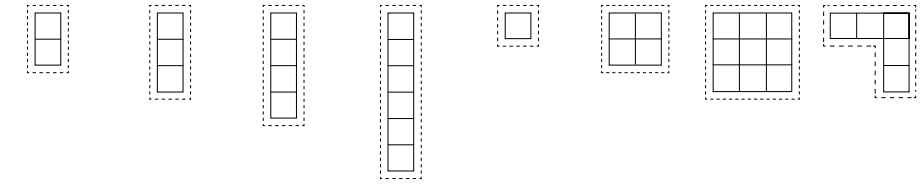

L2 linear
L3 linear
L4 linear
L6 linear
Q1 square
Q4 square
Q9 square
C5 corner

Mountings

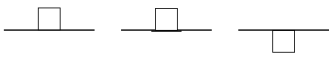

trimless recessed
with trim recessed
ceiling

Light optics Sensors



spot round
narrow medium round
medium round
flood round
wide flood round
rectangular
medium square



flood square
wide flood square
wallwasher
floor wallwasher
sensor basic
sensor pro

UNICO
OVERVIEW



Installation housing	Q1	Q4	Q9	L2
TYPE	with trim (white or black)	with trim (white or black)	with trim (white or black)	with trim (white or black)
CEILING THICKNESS	intermediate 2–25 mm	intermediate 2–25 mm	intermediate 2–25 mm	intermediate 2–25 mm
DIMENSION	63 × 63 mm	101 × 101 mm	138 × 138 mm	101 × 63 mm
CUTOUT DIMENSION	50 × 50 mm	90 × 90 mm	130 × 130 mm	90 × 50 mm
RECESS DEPTH	155 mm	110 mm	90 mm	140 mm
TYPE	trimless	trimless	trimless	trimless
CEILING THICKNESS	plasterboard 12/15/20/25	plasterboard 12/15/20/25	plasterboard 12/15/20/25	plasterboard 12/15/20/25
DIMENSION	50 × 50 mm	85 × 85 mm	125 × 125 mm	88 × 50 mm
CUTOUT DIMENSION	50 × 50 mm	90 × 90 mm	130 × 130 mm	90 × 50 mm
RECESS DEPTH	155 mm	110 mm	90 mm	140 mm

Light optic	spot round	narrow med. round	medium round	flood round	wide flood round
					
					
OPTIC POWER	3 W	4 W	4 W	4 W	4 W
LUMINOUS EFFICACY	up to 47 lm/W	up to 60 lm/W	up to 83 lm/W	up to 103 lm/W	up to 104 lm/W
LUMINOUS FLUX	130 lm, 140 lm	230 lm, 240 lm	270 lm, 290 lm	340 lm, 360 lm	340 lm, 360 lm
COLOUR TEMPERATURE	3000 K, 4000 K	3000 K, 4000 K	3000 K, 4000 K	3000 K, 4000 K	3000 K, 4000 K
COLOUR RENDERING INDEX	CRI ≥ 90	CRI ≥ 90	CRI ≥ 90	CRI ≥ 90	CRI ≥ 90
LIGHT DISTRIBUTION	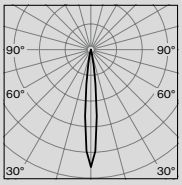	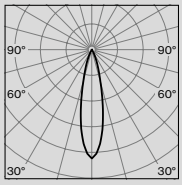	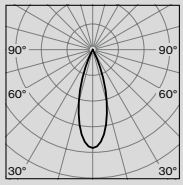	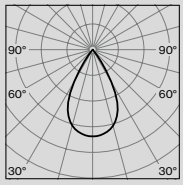	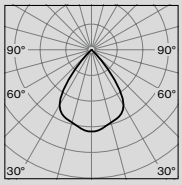



L3

with trim (white or black)
intermediate 2–25 mm
138 × 63 mm
130 × 50 mm
110 mm

trimless
plasterboard 12/15/20/25
125 × 50 mm
130 × 50 mm
110 mm

L4

with trim (white or black)
intermediate 2–25 mm
176 × 63 mm
165 × 50 mm
100 mm

trimless
plasterboard 12/15/20/25
163 × 50 mm
165 × 50 mm
100 mm

L6

with trim (white or black)
intermediate 2–25 mm
251 × 63 mm
240 × 50 mm
100 mm

trimless
plasterboard 12/15/20/25
238 × 50 mm
240 × 50 mm
100 mm

medium square



4 W
up to 89 lm/W
290 lm, 310 lm
3000 K, 4000 K
CRI ≥ 90

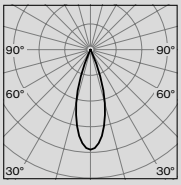

flood square



4 W
up to 104 lm/W
340 lm, 360 lm
3000 K, 4000 K
CRI ≥ 90

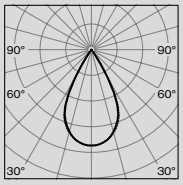

wide flood square



4 W
up to 107 lm/W
350 lm, 370 lm
3000 K, 4000 K
CRI ≥ 90

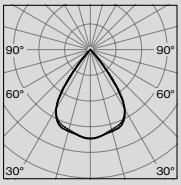

rectangular



4 W
up to 96 lm/W
310 lm, 330 lm
3000 K, 4000 K
CRI ≥ 90

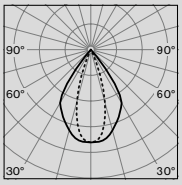

wallwasher



4 W
up to 91 lm/W
300 lm, 320 lm
3000 K, 4000 K
CRI ≥ 90

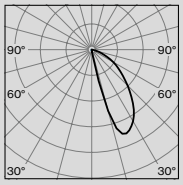

wallwasher floor



4 W
up to 95 lm/W
310 lm, 330 lm
3000 K, 4000 K
CRI ≥ 90

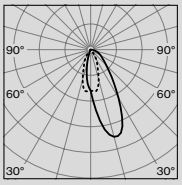



Description

EN Rectangular recessed multi-downlight made of die-cast aluminium; equipped with two (L2) / three (L3) / four (L4) / six (L6) individually selectable or pre-specified, customised light elements; installation without tools in mounting set with ball catch system; easy electrical installation by means of reverse polarity protected plug-in connections; suitable for ceiling thickness of 2 – 25 mm; surface powder coated in white or black; installation possible in different housings; also available with UGR ≤ 10; passive cooling of LEDs with optimised heat sink geometry; energy-efficient high power LEDs with very good colour rendering; binning initial ≤ 3 MacAdam; available in the light colours 2700 K, 3000 K and 4000 K; CRI ≥ 90; min. 90 % of the luminous flux after 50 000 hours; high-quality reflector with micro-faceted, aluminum-vaporised surface; precise radiation characteristic with different symmetrical light distributions; or with asymmetric light distribution; degree of protection IP 20; PC II; optionally non-dimmable or DALI-2 / DT8 control

DE Rechteckiger Einbau-Multi-Downlight aus Aluminiumdruckguss; bestückt mit zwei (L2) / drei (L3) / vier (L4) / sechs (L6) individuell wählbaren oder fix definierten, anwendungsspezifischen Optiken; werkzeuglose Montage im Montageset durch Kugelschnappsystem; einfache elektrische Montage durch verpolungssichere Steckverbindung; geeignet für Deckenstärken von 2 – 25 mm; Oberfläche weiß oder schwarz pulverbeschichtet; Einbau in unterschiedlichen Gehäusen möglich; Version mit UGR ≤ 10 verfügbar; passive Kühlung der LEDs durch optimierte Kühlkörpergeometrie; energieeffiziente High-Power-LEDs mit sehr guter Farbwiedergabe; Binning initial ≤ 3 MacAdam; lieferbar in den Lichtfarben 2700 K, 3000 K und 4000 K; CRI ≥ 90; min. 90 % des Lichtstromes nach 50 000 h Lebensdauer; hochwertiger Reflektor mit mikrofacettierter, aluminiumbedampfter Oberfläche; präzise Abstrahlcharakteristik mit unterschiedlichen symmetrischen Lichtverteilungen; oder mit asymmetrischer Lichtverteilung; Schutzart IP 20; SK II; wahlweise nicht dimmbar oder DALI-2 / DT8 Steuerung

UNICO linear
recessed

Quickinfo

2700 K, 3000 K, 4000 K
CRI ≥ 90
L90 @ 50 000 h
UGR ≤ 19 / 65° ≤ 1500 cd/m²
L2 up to 842 lm
L3 up to 1260 lm
L4 up to 1680 lm
L6 up to 2520 lm
non DIM, DALI-2 / DT8

Types

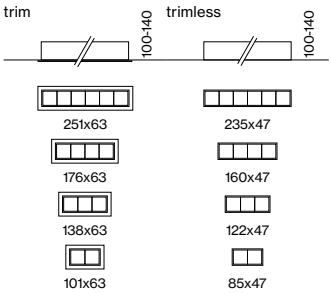

Colours



Light optics / sensors





Feature



plug / socket connector

IOT ready

LIGHTING DESIGN AWARDS 2019 WINNER

DESIGN AWARD 2019

Order options

COLOUR TEMPERATURE

2700 K	4
3000 K	5
4000 K	6

CONTROL

non DIM	1
DALI-2 / DT8	3

LIGHT OPTIC

spot round (UGR ≤ 10)	K
narrow medium round (UGR ≤ 10)	N
medium round (UGR ≤ 10)	B
medium square (UGR ≤ 10)	E
flood round (UGR ≤ 16)	C
flood square (UGR ≤ 19)	F
wide flood round	D
wide flood square	G

MATERIAL COLOUR

white	W
black	B

(W) (B)

Options on request

COLOUR TEMPERATURE

tunable white (2700–5000 K)

CONTROL

Zigbee 3.0

OPTIC

black reflector

Product configurator



Create your own UNICO pro
unico.xal.com

Planning information

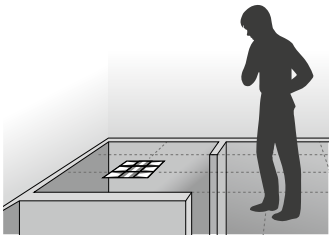

The icons of the light optics are shown in the reflected ceiling plan (RCP) view.

UNICO L2 basic recessed

UGR ≤ 10 | cd/m² ≤ 1500 | CRI ≥ 90 | 220-240V | FLICKER FREE

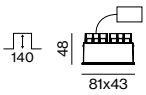

FLOOR

SYSTEM POWER	COLOUR TEMP.	LUMINOUS FLUX	ORDER CODE
9 W	2700 K	up to 735 lm	090-7L2 ⁘ ⇕ ▲ 0011
	3000 K	up to 788 lm	
	4000 K	up to 842 lm	

choose one light optic ▲ from the options on the left depending on your room needs

WALL
2x wallwasher

SYSTEM POWER	COLOUR TEMP.	LUMINOUS FLUX	ORDER CODE
9 W	2700 K	622 lm	090-7L2 ⁘ ⇕ A0012
	3000 K	667 lm	
	4000 K	712 lm	

CORRIDOR
2x rectangular

SYSTEM POWER	COLOUR TEMP.	LUMINOUS FLUX	ORDER CODE
9 W	2700 K	621 lm	090-7L2 ⁘ ⇕ R0011
	3000 K	666 lm	
	4000 K	711 lm	

WALL + FLOOR
2x wallwasher floor

SYSTEM POWER	COLOUR TEMP.	LUMINOUS FLUX	ORDER CODE
9 W	2700 K	649 lm	090-7L2 ⁘ ⇕ W0012
	3000 K	696 lm	
	4000 K	743 lm	

UNICO L3 basic recessed

UGR ≤ 10 | cd/m² ≤ 1500 | CRI ≥ 90 | 220-240V | FLICKER FREE

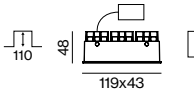

FLOOR

SYSTEM POWER	COLOUR TEMP.	LUMINOUS FLUX	ORDER CODE
12 W	2700 K	up to 1100 lm	090-7L3 ⁘ ⇕ ▲ 0011
	3000 K	up to 1180 lm	
	4000 K	up to 1260 lm	

choose one light optic ▲ from the options on the left depending on your room needs

WALL
3x wallwasher

SYSTEM POWER	COLOUR TEMP.	LUMINOUS FLUX	ORDER CODE
12 W	2700 K	933 lm	090-7L3 ⁘ ⇕ A0011
	3000 K	1000 lm	
	4000 K	1070 lm	

Accessories

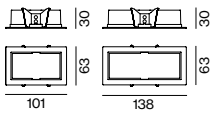

MOUNTING SET WITH TRIM
for intermediate ceilings 2–25 mm

TYPE	L·W·H (mm)	CUTOUT (mm)	ORDER CODE
L2	101·63·30	90·50	090-7L2020
L3	138·63·30	130·50	090-7L3020

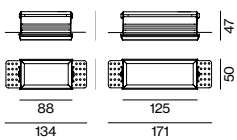

TRIMLESS MOUNTING SET
for installation in plasterboard ceilings 12.5/15/20/25 mm

TYPE	L·W·H (mm)	CUTOUT (mm)	ORDER CODE
L2	88·50·47	90·50	090-7L20100
L3	125·50·47	130·50	090-7L30100

back

Order options

COLOUR TEMPERATURE

2700 K	4
3000 K	5
4000 K	6

CONTROL

non DIM	1
DALI-2 / DT8	3

LIGHT OPTIC

spot round (UGR ≤ 10)	K
narrow medium round (UGR ≤ 10)	N
medium round (UGR ≤ 10)	B
medium square (UGR ≤ 10)	E
flood round (UGR ≤ 16)	C
flood square (UGR ≤ 19)	F
wide flood round	D
wide flood square	G

MATERIAL COLOUR

white	W
black	B

(W) (B)

Options on request

COLOUR TEMPERATURE

tunable white (2700–5000 K)

CONTROL

Zigbee 3.0

OPTIC

black reflector

Product configurator



Create your own UNICO pro
unico.xal.com

Planning information

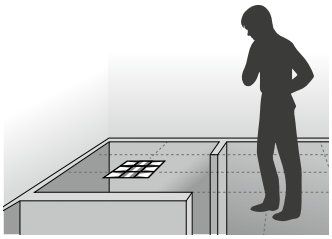

The icons of the light optics are shown in the reflected ceiling plan (RCP) view.

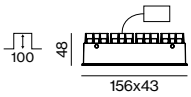

UNICO L4 basic recessed

UGR ≤ 10 | cd/m² ≤ 1500 | CRI ≥ 90 | 220-240 V | FLICKER FREE

FLOOR

SYSTEM POWER	COLOUR TEMP.	LUMINOUS FLUX	ORDER CODE
16 W	2700 K	up to 1470 lm	090-7L4 ▲ 0011
	3000 K	up to 1580 lm	
	4000 K	up to 1680 lm	

choose one light optic ▲ from the options on the left depending on your room needs

WALL

4x wallwasher

SYSTEM POWER	COLOUR TEMP.	LUMINOUS FLUX	ORDER CODE
16 W	2700 K	1240 lm	090-7L4 A0011
	3000 K	1330 lm	
	4000 K	1420 lm	

WALL + FLOOR

4x wallwasher floor

SYSTEM POWER	COLOUR TEMP.	LUMINOUS FLUX	ORDER CODE
16 W	2700 K	1300 lm	090-7L4 W0012
	3000 K	1390 lm	
	4000 K	1490 lm	

Accessories

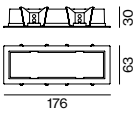

MOUNTING SET WITH TRIM

for intermediate ceilings 2–25 mm

TYPE	L·W·H (mm)	CUTOUT (mm)	ORDER CODE
L4	176·63·30	165·50	090-7L4020

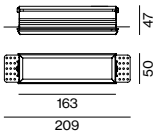

TRIMLESS MOUNTING SET

for installation in plasterboard ceilings 12.5/15/20/25 mm

TYPE	L·W·H (mm)	CUTOUT (mm)	ORDER CODE
L4	163·50·47	165·50	090-7L40100

Order options

COLOUR TEMPERATURE

2700 K	4
3000 K	5
4000 K	6

CONTROL

non DIM	1
DALI-2 / DT8	3

LIGHT OPTIC

spot round (UGR ≤ 10)	K
narrow medium round (UGR ≤ 10)	N
medium round (UGR ≤ 10)	B
medium square (UGR ≤ 10)	E
flood round (UGR ≤ 16)	C
flood square (UGR ≤ 19)	F
wide flood round	D
wide flood square	G

MATERIAL COLOUR

white	W
black	B

(W) (B)

Options on request

COLOUR TEMPERATURE

tunable white (2700–5000 K)

CONTROL

Zigbee 3.0

OPTIC

black reflector

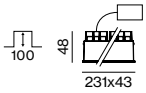

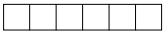

UNICO L6 basic recessed

UGR ≤ 10 | cd/m² ≤ 1500 | CRI ≥ 90 | 220-240V | FLICKER FREE

FLOOR

SYSTEM POWER	COLOUR TEMP.	LUMINOUS FLUX	ORDER CODE
24 W	2700 K	up to 2210 lm	090-7L6 ⁘ ⇕ ▲ 0011
	3000 K	up to 2370 lm	
	4000 K	up to 2520 lm	

choose one light optic ▲ from the options on the left depending on your room needs



WALL

6x wallwasher

SYSTEM POWER	COLOUR TEMP.	LUMINOUS FLUX	ORDER CODE
24 W	2700 K	1870 lm	090-7L6 ⁘ ⇕ A0011
	3000 K	2000 lm	
	4000 K	2130 lm	

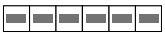

CORRIDOR

6x rectangular

SYSTEM POWER	COLOUR TEMP.	LUMINOUS FLUX	ORDER CODE
24 W	2700 K	1860 lm	090-7L6 ⁘ ⇕ R0011
	3000 K	2000 lm	
	4000 K	2130 lm	



WALL + FLOOR

6x wallwasher floor

SYSTEM POWER	COLOUR TEMP.	LUMINOUS FLUX	ORDER CODE
24 W	2700 K	1950 lm	090-7L6 ⁘ ⇕ W0011
	3000 K	2090 lm	
	4000 K	2230 lm	

Accessories

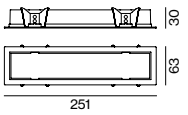

MOUNTING SET WITH TRIM

for intermediate ceilings 2–25 mm

TYPE	L·W·H (mm)	CUTOUT (mm)	ORDER CODE
L6	251·63·30	240·50	090-7L6020 ◪

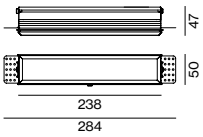

TRIMLESS MOUNTING SET

for installation in plasterboard ceilings 12.5/15/20/25 mm

TYPE	L·W·H (mm)	CUTOUT (mm)	ORDER CODE
L6	238·50·47	240·50	090-7L60100



Description

EN Square recessed multi-downlight made of die-cast aluminium; equipped with one (Q1) / four (Q4) / nine (Q9) individually selectable or pre-specified, customised light element(s); installation without tools in mounting set with ball catch system; easy electrical installation by means of reverse polarity protected plug-in connections; suitable for ceiling thickness of 2 – 25 mm; surface powder coated in white or black; installation possible in different housings; also available with UGR ≤ 10; passive cooling of LEDs with optimised heat sink geometry; energy-efficient high power LEDs with very good colour rendering; binning initial ≤ 3 MacAdam; available in the light colours 2700 K, 3000 K and 4000 K; CRI ≥ 90; min. 90 % of the luminous flux after 50 000 hours; high-quality reflector with micro-faceted, aluminum-vaporised surface; precise radiation characteristic with different symmetrical light distributions; or with asymmetric light distribution; degree of protection IP 20; PC II; optionally non-dimmable or DALI-2 / DT8 control

DE Quadratischer Einbau-Multi-Downlight aus Aluminiumdruckguss; bestückt mit einer (Q1) / vier (Q4) / neun (Q9) individuell wählbaren oder fix definierten, anwendungsspezifischen Optik(en); werkzeuglose Montage im Montageset durch Kugelschnappsystem; einfache elektrische Montage durch verpolungssichere Steckverbindung; geeignet für Deckenstärken von 2 – 25 mm; Oberfläche weiß oder schwarz pulverbeschichtet; Einbau in unterschiedlichen Gehäusen möglich; Version mit UGR ≤ 10 verfügbar; passive Kühlung der LEDs durch optimierte Kühlkörpergeometrie; energieeffiziente High-Power-LEDs mit sehr guter Farbwiedergabe; Binning initial ≤ 3 MacAdam; lieferbar in den Lichtfarben 2700 K, 3000 K und 4000 K; CRI ≥ 90; min. 90 % des Lichtstromes nach 50 000 h Lebensdauer; hochwertiger Reflektor mit mikrofacettierter, aluminiumbedampfter Oberfläche; präzise Abstrahlcharakteristik mit unterschiedlichen symmetrischen Lichtverteilungen; oder mit asymmetrischer Lichtverteilung; Schutzart IP 20; SK II; wahlweise nicht dimmbar oder DALI-2 / DT8 Steuerung

UNICO square
recessed

Quickinfo

2700 K, 3000 K, 4000 K
CRI ≥ 90
L90 @ 50 000 h
UGR ≤ 19 / 65° ≤ 1500 cd/m²
Q1 up to 588 lm
Q4 up to 1680 lm
Q9 up to 3790 lm
non DIM, DALI-2 / DT8

Types

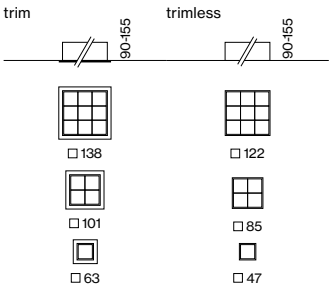

Colours



Light optics / sensors

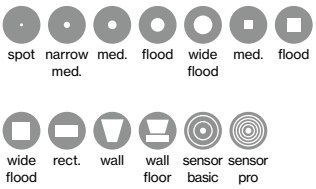

Feature



plug / socket connector

IOT ready

LIGHTING DESIGN AWARDS 2019 WINNER

DESIGN AWARD 2019

Order options

COLOUR TEMPERATURE

2700 K	4
3000 K	5
4000 K	6

CONTROL

non DIM	1
DALI-2 / DT8	3

LIGHT OPTIC

spot round (UGR ≤ 10)	K
narrow medium round (UGR ≤ 10)	N
medium round (UGR ≤ 10)	B
medium square (UGR ≤ 10)	E
flood round (UGR ≤ 16)	C
flood square (UGR ≤ 19)	F
wide flood round	D
wide flood square	G

MATERIAL COLOUR

white	W
black	B

(W) (B)

Options on request

COLOUR TEMPERATURE

tunable white (2700–5000 K)

CONTROL

Zigbee 3.0

OPTIC

black reflector

Product configurator



Create your own UNICO pro
unico.xal.com

Planning information

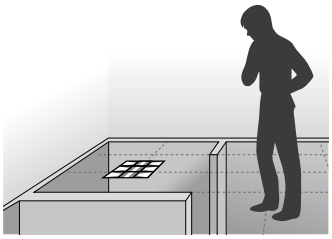

The icons of the light optics are shown in the reflected ceiling plan (RCP) view.

UNICO Q1 basic recessed

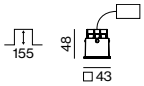

UGR ≤ 10 | cd/m² ≤ 1500 | CRI ≥ 90 | 220-240V | FLICKER FREE

FLOOR

SYSTEM POWER	COLOUR TEMP.	LUMINOUS FLUX	ORDER CODE
7 W	2700 K	up to 513 lm	090-7Q1 ▲ 0011
	3000 K	up to 551 lm	
	4000 K	up to 588 lm	

choose one light optic ▲ from the options on the left depending on your room needs

WALL

1x wallwasher

SYSTEM POWER	COLOUR TEMP.	LUMINOUS FLUX	ORDER CODE
7 W	2700 K	up to 434 lm	090-7Q1 A 0011
	3000 K	up to 466 lm	
	4000 K	up to 497 lm	

CORRIDOR

1x rectangular

SYSTEM POWER	COLOUR TEMP.	LUMINOUS FLUX	ORDER CODE
7 W	2700 K	up to 434 lm	090-7Q1 R 0011
	3000 K	up to 465 lm	
	4000 K	up to 496 lm	

WALL + FLOOR

1x wallwasher floor

SYSTEM POWER	COLOUR TEMP.	LUMINOUS FLUX	ORDER CODE
7 W	2700 K	up to 453 lm	090-7Q1 W 0011
	3000 K	up to 486 lm	
	4000 K	up to 519 lm	

Accessories

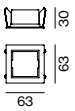

MOUNTING SET WITH TRIM

for intermediate ceilings 2–25 mm

TYPE	L·W·H (mm)	CUTOUT (mm)	ORDER CODE
Q1	63·63·30	50·50	090-7Q1020

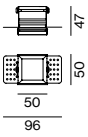

TRIMLESS MOUNTING SET

for installation in plasterboard ceilings 12.5/15/20/25 mm

TYPE	L·W·H (mm)	CUTOUT (mm)	ORDER CODE
Q1	50·50·47	50·50	090-7Q10100

back

Order options

COLOUR TEMPERATURE

2700 K	4
3000 K	5
4000 K	6

CONTROL

non DIM	1
DALI-2 / DT8	3

LIGHT OPTIC

spot round (UGR ≤ 10)	K
narrow medium round (UGR ≤ 10)	N
medium round (UGR ≤ 10)	B
medium square (UGR ≤ 10)	E
flood round (UGR ≤ 16)	C
flood square (UGR ≤ 19)	F
wide flood round	D
wide flood square	G

MATERIAL COLOUR

white	W
black	B

W B

Options on request

COLOUR TEMPERATURE

tunable white (2700–5000 K)

CONTROL

Zigbee 3.0

OPTIC

black reflector

Product configurator



Create your own UNICO pro
unico.xal.com

Planning information

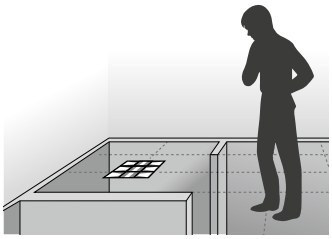

The icons of the light optics are shown in the reflected ceiling plan (RCP) view.

UNICO Q4 basic recessed

UGR ≤ 10 | cd/m² ≤ 1500 | CRI ≥ 90 | 220-240 V | FLICKER FREE

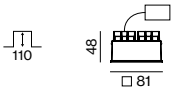

FLOOR

SYSTEM POWER	COLOUR TEMP.	LUMINOUS FLUX	ORDER CODE
16 W	2700 K	up to 1470 lm	090-7Q4 ▲ 0011
	3000 K	up to 1580 lm	
	4000 K	up to 1680 lm	

choose one light optic ▲ from the options on the left depending on your room needs

WALL

4x wallwasher

SYSTEM POWER	COLOUR TEMP.	LUMINOUS FLUX	ORDER CODE
16 W	2700 K	1240 lm	090-7Q4 A 0011
	3000 K	1330 lm	
	4000 K	1420 lm	

CORRIDOR

4x wallwasher

SYSTEM POWER	COLOUR TEMP.	LUMINOUS FLUX	ORDER CODE
16 W	2700 K	1240 lm	090-7Q4 A 0012
	3000 K	1330 lm	
	4000 K	1420 lm	

WALL + FLOOR

2x wallwasher + 2x medium square

SYSTEM POWER	COLOUR TEMP.	LUMINOUS FLUX	ORDER CODE
16 W	2700 K	1140 lm	090-7Q4 90011
	3000 K	1230 lm	
	4000 K	1310 lm	

CORNER + FLOOR

2x wallwasher + 2x medium square

SYSTEM POWER	COLOUR TEMP.	LUMINOUS FLUX	ORDER CODE
16 W	2700 K	1140 lm	090-7Q4 90012
	3000 K	1230 lm	
	4000 K	1310 lm	

WALL + FLOOR

4x wallwasher floor

SYSTEM POWER	COLOUR TEMP.	LUMINOUS FLUX	ORDER CODE
16 W	2700 K	1300 lm	090-7Q4 W 0011
	3000 K	1390 lm	
	4000 K	1490 lm	

Accessories

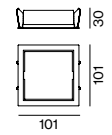

MOUNTING SET WITH TRIM

for intermediate ceilings 2–25 mm

TYPE	L·W·H (mm)	CUTOUT (mm)	ORDER CODE
Q4	101·101·30	90·90	090-7Q4020

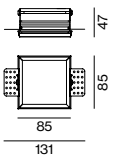

TRIMLESS MOUNTING SET

for installation in plasterboard ceilings 12.5/15/20/25 mm

TYPE	L·W·H (mm)	CUTOUT (mm)	ORDER CODE
Q4	85·85·47	90·90	090-7Q40100

Order options

COLOUR TEMPERATURE

2700 K	4
3000 K	5
4000 K	6

CONTROL

non DIM	1
DALI-2 / DT8	3

LIGHT OPTIC

spot round (UGR ≤ 10)	K
narrow medium round (UGR ≤ 10)	N
medium round (UGR ≤ 10)	B
medium square (UGR ≤ 10)	E
flood round (UGR ≤ 16)	C
flood square (UGR ≤ 19)	F
wide flood round	D
wide flood square	G

MATERIAL COLOUR

white	W
black	B

(W) (B)

Options on request

COLOUR TEMPERATURE

tunable white (2700–5000 K)

CONTROL

Zigbee 3.0

OPTIC

black reflector

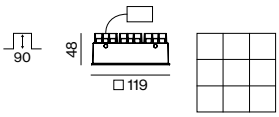

UNICO Q9 basic recessed

UGR ≤ 10 | cd/m² ≤ 1500 | CRI ≥ 90 | 220-240V | FLICKER FREE

FLOOR

SYSTEM POWER	COLOUR TEMP.	LUMINOUS FLUX	ORDER CODE
36 W	2700 K	up to 3310 lm	090-7Q9 ⁘ ⇕ ▲ 0011
	3000 K	up to 3550 lm	
	4000 K	up to 3790 lm	

choose one light optic ▲ from the options on the left depending on your room needs

WALL

9x wallwasher

SYSTEM POWER	COLOUR TEMP.	LUMINOUS FLUX	ORDER CODE
36 W	2700 K	2800 lm	090-7Q9 ⁘ ⇕ A0011
	3000 K	3000 lm	
	4000 K	3200 lm	

WALL + FLOOR

3x wallwasher + 6x flood square

SYSTEM POWER	COLOUR TEMP.	LUMINOUS FLUX	ORDER CODE
36 W	2700 K	3080 lm	090-7Q9 ⁘ ⇕ 90011
	3000 K	3300 lm	
	4000 K	3530 lm	

WALL + CORRIDOR

6x wallwasher + 3x rectangular

SYSTEM POWER	COLOUR TEMP.	LUMINOUS FLUX	ORDER CODE
36 W	2700 K	2800 lm	090-7Q9 ⁘ ⇕ 90012
	3000 K	3000 lm	
	4000 K	3200 lm	

WALL + FLOOR

9x wallwasher floor

SYSTEM POWER	COLOUR TEMP.	LUMINOUS FLUX	ORDER CODE
36 W	2700 K	2920 lm	090-7Q9 ⁘ ⇕ W0011
	3000 K	3130 lm	
	4000 K	3340 lm	

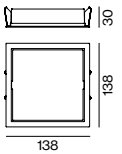

Accessories

MOUNTING SET WITH TRIM

for intermediate ceilings 2–25 mm

TYPE	L·W·H (mm)	CUTOUT (mm)	ORDER CODE
Q9	138·138·30	130·130	090-7Q9020

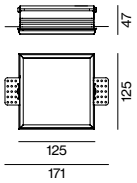

TRIMLESS MOUNTING SET

for installation in plasterboard ceilings 12.5/15/20/25 mm

TYPE	L·W·H (mm)	CUTOUT (mm)	ORDER CODE
Q9	125·125·47	130·130	090-7Q90100



Description

EN Rectangular or L-shaped surface mounted multi-downlight made of aluminium; equipped with two (L2) / three (L3) / four (L4) / six (L6) / five (C5) individually selectable or pre-specified, customised light elements; luminaire housing can be attached to mounting plate without tools by interlock; converter integrated into luminaire housing; surface white, black, gray or gold powder coated; also available with UGR ≤ 10; passive cooling of LEDs with optimised heat sink geometry; energy-efficient high power LEDs with very good colour rendering; binning initial ≤ 3 MacAdam; available in the light colours 2700 K, 3000 K and 4000 K; CRI ≥ 90; min. 90 % of the luminous flux after 50 000 hours; high-quality reflector with micro-faceted, aluminum-vaporised surface; precise radiation characteristic with different symmetrical light distributions; or with asymmetric light distribution; degree of protection IP 20; PC I; optionally non-dimmable or DALI-2 / DT8 control

DE Rechteckiger bzw. L-förmiger Anbau-Multi-Downlight aus Aluminium; bestückt mit zwei (L2) / drei (L3) / vier (L4) / sechs (L6) / fünf (C5) individuell wählbaren oder fix definierten, anwendungsspezifischen Optiken; Leuchtenkörper mittels Verriegelung werkzeuglos auf Montageplatte aufsetzbar; Konverter im Leuchtenkörper integriert; Oberfläche weiß, schwarz, grau oder gold pulverbeschichtet; Version mit UGR ≤ 10 verfügbar; passive Kühlung der LEDs durch optimierte Kühlkörpergeometrie; energieeffiziente High-Power-LEDs mit sehr guter Farbwiedergabe; Binning initial ≤ 3 MacAdam; lieferbar in den Lichtfarben 2700 K, 3000 K und 4000 K; CRI ≥ 90; min. 90 % des Lichtstromes nach 50000h Lebensdauer; hochwertiger Reflektor mit mikrofacettierter, aluminiumbedampfter Oberfläche; präzise Abstrahlcharakteristik mit unterschiedlichen symmetrischen Lichtverteilungen; oder mit asymmetrischer Lichtverteilung; Schutzart IP 20; SK I; wahlweise nicht dimmbar oder DALI-2 / DT8 Steuerung

UNICO linear
ceiling

Quickinfo

2700 K, 3000 K, 4000 K
CRI ≥ 90
L90 @ 50 000 h
UGR ≤ 19 / 65° ≤ 3000 cd/m²
L2 up to 1230 lm
L3 up to 1840 lm
L4 up to 2050 lm
L6 up to 2980 lm
C5 up to 2100 lm
non DIM, DALI-2 / DT8

Types

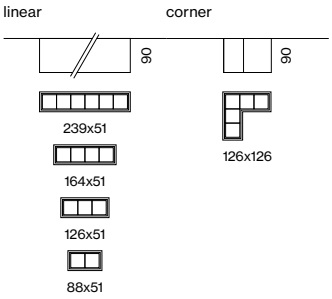

Colours



Light optics / sensors





IOT ready

reddot winner 2020

Order options

COLOUR TEMPERATURE

2700 K	4
3000 K	5
4000 K	6

CONTROL

non DIM	1
DALI-2 / DT8	3

LIGHT OPTIC

spot round (UGR ≤ 10)	K
narrow medium round (UGR ≤ 10)	N
medium round (UGR ≤ 10)	B
medium square (UGR ≤ 10)	E
flood round (UGR ≤ 16)	C
flood square (UGR ≤ 19)	F
wide flood round	D
wide flood square	G

MATERIAL COLOUR

white	W
grey	G
black	B
gold	9

W G B 9

Options on request

COLOUR TEMPERATURE

tunable white (2700–5000 K)

CONTROL

Zigbee 3.0

OPTIC

black reflector

Product configurator



Create your own UNICO pro
unico.xal.com

Planning information

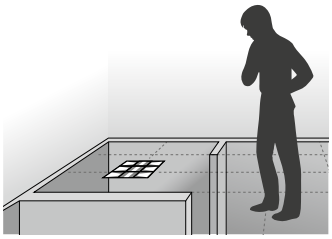

The icons of the light optics are shown in the reflected ceiling plan (RCP) view.

UNICO L2 basic ceiling

UGR ≤ 10 | cd/m² ≤ 3000 | CRI ≥ 90 | 220-240 V | FLICKER FREE

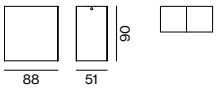

FLOOR

SYSTEM POWER	COLOUR TEMP.	LUMINOUS FLUX	ORDER CODE
13 W	2700 K	up to 1070 lm	090-1L2 ⁘ ⇕ ▲ ◪ 001
	3000 K	up to 1150 lm	
	4000 K	up to 1230 lm	

choose one light optic ▲ from the options on the left depending on your room needs



CORRIDOR
2x rectangular

SYSTEM POWER	COLOUR TEMP.	LUMINOUS FLUX	ORDER CODE
13 W	2700 K	906 lm	090-1L2 ⁘ ⇕ R ◪ 001
	3000 K	971 lm	
	4000 K	1040 lm	



WALL + FLOOR
2x wallwasher floor

SYSTEM POWER	COLOUR TEMP.	LUMINOUS FLUX	ORDER CODE
13 W	2700 K	947 lm	090-1L2 ⁘ ⇕ W ◪ 001
	3000 K	1020 lm	
	4000 K	1080 lm	



WALL + FLOOR
2x wallwasher floor

SYSTEM POWER	COLOUR TEMP.	LUMINOUS FLUX	ORDER CODE
13 W	2700 K	947 lm	090-1L2 ⁘ ⇕ W ◪ 002
	3000 K	1020 lm	
	4000 K	1080 lm	

UNICO L3 basic ceiling

UGR ≤ 10 | cd/m² ≤ 3000 | CRI ≥ 90 | 220-240 V | FLICKER FREE

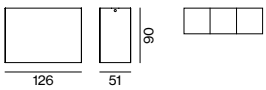

FLOOR

SYSTEM POWER	COLOUR TEMP.	LUMINOUS FLUX	ORDER CODE
19 W	2700 K	up to 1610 lm	090-1L3 ⁘ ⇕ ▲ ◪ 001
	3000 K	up to 1720 lm	
	4000 K	up to 1840 lm	

choose one light optic ▲ from the options on the left depending on your room needs

back

Order options

COLOUR TEMPERATURE

2700 K	4
3000 K	5
4000 K	6

CONTROL

non DIM	1
DALI-2 / DT8	3

LIGHT OPTIC

spot round (UGR ≤ 10)	K
narrow medium round (UGR ≤ 10)	N
medium round (UGR ≤ 10)	B
medium square (UGR ≤ 10)	E
flood round (UGR ≤ 16)	C
flood square (UGR ≤ 19)	F
wide flood round	D
wide flood square	G

MATERIAL COLOUR

white	W
grey	G
black	B
gold	9

W G B 9

Options on request

COLOUR TEMPERATURE

tunable white (2700–5000 K)

CONTROL

Zigbee 3.0

OPTIC

black reflector

Product configurator



Create your own UNICO pro
unico.xal.com

Planning information

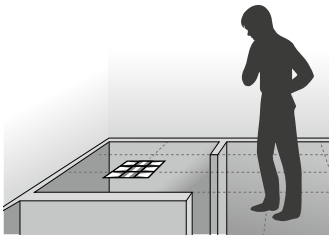

The icons of the light optics are shown in the reflected ceiling plan (RCP) view.

UNICO L4 basic ceiling

UGR ≤ 10 | cd/m² ≤ 3000 | CRI ≥ 90 | 220-240 V | FLICKER FREE

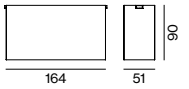

FLOOR

SYSTEM POWER	COLOUR TEMP.	LUMINOUS FLUX	ORDER CODE
20 W	2700 K	up to 1790 lm	090-1L4 ▲ 001
	3000 K	up to 1920 lm	
	4000 K	up to 2050 lm	

choose one light optic ▲ from the options on the left depending on your room needs

FLOOR / WALL + FLOOR

4x wallwasher

SYSTEM POWER	COLOUR TEMP.	LUMINOUS FLUX	ORDER CODE
20 W	2700 K	1580 lm	090-1L4 W 001
	3000 K	1690 lm	
	4000 K	1810 lm	

WALL + FLOOR

4x wallwasher floor

SYSTEM POWER	COLOUR TEMP.	LUMINOUS FLUX	ORDER CODE
20 W	2700 K	1580 lm	090-1L4 W 002
	3000 K	1690 lm	
	4000 K	1810 lm	

UNICO L6 basic ceiling

UGR ≤ 10 | cd/m² ≤ 3000 | CRI ≥ 90 | 220-240 V | FLICKER FREE

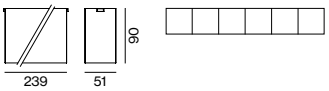

FLOOR

SYSTEM POWER	COLOUR TEMP.	LUMINOUS FLUX	ORDER CODE
29 W	2700 K	up to 2600 lm	090-1L6 ▲ 001
	3000 K	up to 2790 lm	
	4000 K	up to 2980 lm	

choose one light optic ▲ from the options on the left depending on your room needs

CORRIDOR

6x rectangular

SYSTEM POWER	COLOUR TEMP.	LUMINOUS FLUX	ORDER CODE
29 W	2700 K	2200 lm	090-1L6 R 001
	3000 K	2350 lm	
	4000 K	2510 lm	

WALL + FLOOR

6x wallwasher floor

SYSTEM POWER	COLOUR TEMP.	LUMINOUS FLUX	ORDER CODE
29 W	2700 K	2300 lm	090-1L6 W 001
	3000 K	2460 lm	
	4000 K	2630 lm	

Order options

COLOUR TEMPERATURE

2700 K	4
3000 K	5
4000 K	6

CONTROL

non DIM	1
DALI-2 / DT8	3

LIGHT OPTIC

spot round (UGR ≤ 10)	K
narrow medium round (UGR ≤ 10)	N
medium round (UGR ≤ 10)	B
medium square (UGR ≤ 10)	E
flood round (UGR ≤ 16)	C
flood square (UGR ≤ 19)	F
wide flood round	D
wide flood square	G

MATERIAL COLOUR

white	W
grey	G
black	B
gold	9

W G B 9

Options on request

COLOUR TEMPERATURE

tunable white (2700–5000 K)

CONTROL

Zigbee 3.0

OPTIC

black reflector

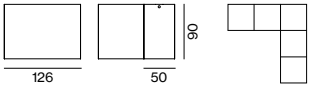

UNICO C5 basic ceiling

UGR ≤ 10 | cd/m² ≤ 3000 | CRI ≥ 90 | 220-240 V | FLICKER FREE

FLOOR

SYSTEM POWER	COLOUR TEMP.	LUMINOUS FLUX	ORDER CODE
20 W	2700 K	up to 1840 lm	090-1C5 ⁘ ⇕ ▲ ◪ 001
	3000 K	up to 1970 lm	
	4000 K	up to 2100 lm	

choose one light optic ▲ from the options on the left depending on your room needs

CORNER OUTSIDE

4x wallwasher floor + 1x medium square

SYSTEM POWER	COLOUR TEMP.	LUMINOUS FLUX	ORDER CODE
20 W	2700 K	1560 lm	090-1C5 ⁘ ⇕ 9 ◪ 001
	3000 K	1670 lm	
	4000 K	1780 lm	

CORNER INSIDE

4x wallwasher floor + 1x medium square

SYSTEM POWER	COLOUR TEMP.	LUMINOUS FLUX	ORDER CODE
20 W	2700 K	1560 lm	090-1C5 ⁘ ⇕ 9 ◪ 002
	3000 K	1670 lm	
	4000 K	1780 lm	



Quickinfo

2700 K, 3000 K, 4000 K
CRI ≥ 90
L90 @ 50 000 h
UGR ≤ 19 / 65° ≤ 3000 cd/m²
Q1 up to 615 lm
Q4 up to 2050 lm
Q9 up to 3790 lm
non DIM, DALI-2 / DT8

Types

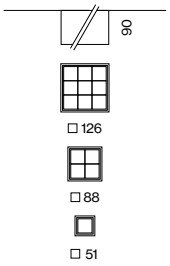

Colours



Light optics / sensors

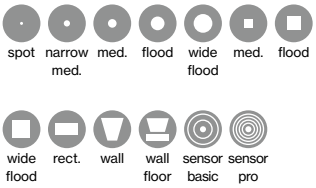

Description

EN Square surface mounted multi-downlight made of aluminium; equipped with one (Q1) / four (Q4) / nine (Q9) individually selectable or pre-specified, customised light element(s); luminaire housing can be attached to mounting plate without tools by interlock; converter integrated into luminaire housing; surface white, black, gray or gold powder coated; also available with UGR ≤ 10; passive cooling of LEDs with optimised heat sink geometry; energy-efficient high power LEDs with very good colour rendering; binning initial ≤ 3 MacAdam; available in the light colours 2700 K, 3000 K and 4000 K; CRI ≥ 90; min. 90 % of the luminous flux after 50 000 hours; high-quality reflector with micro-faceted, aluminum-vaporised surface; precise radiation characteristic with different symmetrical light distributions; or with asymmetric light distribution; degree of protection IP 20; PC I; optionally non-dimmable or DALI-2 / DT8 control

DE Quadratischer Anbau-Multi-Downlight aus Aluminium; bestückt mit einer (Q1) / vier (Q4) / neun (Q9) individuell wählbaren oder fix definierten, anwendungsspezifischen Optik(en); Leuchtenkörper mittels Verriegelung werkzeuglos auf Montageplatte aufsetzbar; Konverter im Leuchtenkörper integriert; Oberfläche weiß, schwarz, grau oder gold pulverbeschichtet; Version mit UGR ≤ 10 verfügbar; passive Kühlung der LEDs durch optimierte Kühlkörpergeometrie; energieeffiziente High-Power-LEDs mit sehr guter Farbwiedergabe; Binning initial ≤ 3 MacAdam; lieferbar in den Lichtfarben 2700 K, 3000 K und 4000 K; CRI ≥ 90; min. 90 % des Lichtstromes nach 50000h Lebensdauer; hochwertiger Reflektor mit mikrofacettierter, aluminiumbedampfter Oberfläche; präzise Abstrahlcharakteristik mit unterschiedlichen symmetrischen Lichtverteilungen; oder mit asymmetrischer Lichtverteilung; Schutzart IP 20; SK I; wahlweise nicht dimmbar oder DALI-2 / DT8 Steuerung

IOT ready

reddot winner 2020

UNICO square
ceiling

Order options

COLOUR TEMPERATURE

2700 K	4
3000 K	5
4000 K	6

CONTROL

non DIM	1
DALI-2 / DT8	3

LIGHT OPTIC

spot round (UGR ≤ 10)	K
narrow medium round (UGR ≤ 10)	N
medium round (UGR ≤ 10)	B
medium square (UGR ≤ 10)	E
flood round (UGR ≤ 16)	C
flood square (UGR ≤ 19)	F
wide flood round	D
wide flood square	G

MATERIAL COLOUR

white	W
grey	G
black	B
gold	9

W G B 9

Options on request

COLOUR TEMPERATURE

tunable white (2700–5000 K)

CONTROL

Zigbee 3.0

OPTIC

black reflector

Product configurator



Create your own UNICO pro
unico.xal.com

Planning information

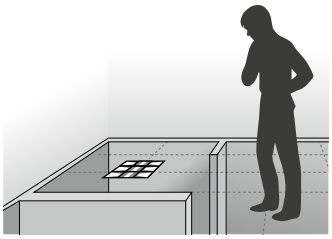

The icons of the light optics are shown in the reflected ceiling plan (RCP) view.

UNICO Q1 basic ceiling

UGR ≤ 10 | cd/m² ≤ 3000 | CRI ≥ 90 | 220-240 V | FLICKER FREE

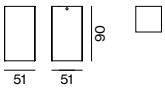

FLOOR

SYSTEM POWER	COLOUR TEMP.	LUMINOUS FLUX	ORDER CODE
6.5 W	2700 K	up to 535 lm	090-1Q1 ⁘ 1 ▲ ◪ 001
	3000 K	up to 575 lm	
	4000 K	up to 615 lm	

choose one light optic ▲ from the options on the left depending on your room needs

UNICO Q4 basic ceiling

UGR ≤ 10 | cd/m² ≤ 3000 | CRI ≥ 90 | 220-240 V | FLICKER FREE

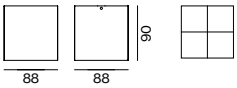

FLOOR

SYSTEM POWER	COLOUR TEMP.	LUMINOUS FLUX	ORDER CODE
20 W	2700 K	up to 1790 lm	090-1Q4 ⁘ ⇕ ▲ ◪ 001
	3000 K	up to 1920 lm	
	4000 K	up to 2050 lm	

choose one light optic ▲ from the options on the left depending on your room needs



CORNER + FLOOR
2x wallwasher floor + 2x medium square

SYSTEM POWER	COLOUR TEMP.	LUMINOUS FLUX	ORDER CODE
20 W	2700 K	1420 lm	090-1Q4 ⁘ ⇕ 9 ◪ 001
	3000 K	1530 lm	
	4000 K	1630 lm	



WALL + FLOOR
4x wallwasher floor

SYSTEM POWER	COLOUR TEMP.	LUMINOUS FLUX	ORDER CODE
20 W	2700 K	1580 lm	090-1Q4 ⁘ ⇕ W ◪ 001
	3000 K	1690 lm	
	4000 K	1810 lm	

UNICO Q9 basic ceiling

UGR ≤ 10 | cd/m² ≤ 3000 | CRI ≥ 90 | 220-240 V | FLICKER FREE

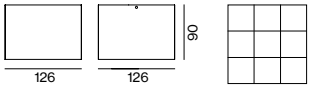

FLOOR

SYSTEM POWER	COLOUR TEMP.	LUMINOUS FLUX	ORDER CODE
36 W	2700 K	up to 3310 lm	090-1Q9 ⁘ ⇕ ▲ ◪ 001
	3000 K	up to 3550 lm	
	4000 K	up to 3790 lm	

choose one light optic ▲ from the options on the left depending on your room needs



WALL + CORRIDOR
6x wallwasher floor + 3x rectangular

SYSTEM POWER	COLOUR TEMP.	LUMINOUS FLUX	ORDER CODE
36 W	2700 K	2880 lm	090-1Q9 ⁘ ⇕ 9 ◪ 001
	3000 K	3090 lm	
	4000 K	3290 lm	



WALL + FLOOR
9x wallwasher floor

SYSTEM POWER	COLOUR TEMP.	LUMINOUS FLUX	ORDER CODE
36 W	2700 K	2920 lm	090-1Q9 ⁘ ⇕ W ◪ 001
	3000 K	3130 lm	
	4000 K	3340 lm	

Spotlights behind the scene



CAVO

EN CAVO embodies a new type of lighting system. The round, square, rectangular, or flexible installation system can be integrated flush in suspended ceilings. The spotlights can be positioned and connected almost anywhere using a patented magnet system while remaining discreetly in the background. The spots can be rotated and swivelled individually. The glowing variant offers decorative indirect lighting of the recessed housing, which backlights the spots and effectively de-locates the light points.

DE CAVO verkörpert eine neue Art von Lichtsystem. Das runde, quadratische, rechteckige oder als System flexibel gestaltbare Einbaugehäuse wird flächenbündig in abgehängte Decken integriert. Dort können die Strahler anhand eines patentierten Magnetsystems nahezu beliebig positioniert sowie angeschlossen werden und halten sich dezent im Hintergrund. Die Spots sind individuell dreh- und schwenkbar, zusätzlich bietet die Glowing Variante eine dekorative Indirektbeleuchtung des Einbaugehäuses, die die Spots hinterleuchtet und die Lichtpunkte effektvoll entortet.

Types



round 110 | square 110 | linear 300/600 | system custom cut

Mountings



trimless recessed | trim recessed

Configurations



linear | corner

Light distributions

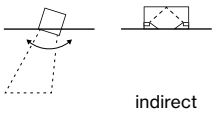

spotlight | indirect glowing light





Description

EN Recessed housing made of pressed steel sheet for flush installation in plasterboard ceilings, underside of aluminium-reinforced plaster; alternatively with round or square cut-out; no break-out of edges; 3 cylindrical spotlight heads can be installed without tools by means of magnetic holders; simple electrical connection of the spotlights due to non-reversible plug and play connection; spotlight head rotates 360° and tilts 90°; all spotlights together DALI dimmable; surface housing powder coated in white or black; optionally: indirect light component (3000 K) in housing continuously adjustable dimming via DALI; spotlight surface powder coated in white, black or gold; passive cooling of LEDs with optimised heat sink geometry; COB (Chip on Board) technology for maximum efficiency; no multiple shadows; energy-efficient LEDs with very good colour rendering; binning initial ≤ 2 MacAdam; light colour 2700 K or 3000 K; CRI ≥ 90; min. L80 / 50 000 h; good glare reduction due to recessed light point plane; incl. high quality lens system; precise radiation characteristics with different beam angles; IP 20; PC I (power supply) or PC III (spotlights); hot plug protection; optionally non-dimmable or DALI-2 control; flicker-free visual comfort through analogue current control (minimum value 1%)

DE Einbaugehäuse aus Stahlblech für randlosen Einbau in Gipskartondecken, Unterseite aus aluminiumverstärktem Gips; wahlweise mit rundem oder quadratischem Ausschnitt; kein Ausbrechen der Kanten; 3 zylindrische Strahlerköpfe mittels Magnethalter werkzeuglos einsetzbar; einfacher elektrischer Anschluss der Strahler durch verpolungssichere Plug & Play Verbindung; Strahlerkopf 360° dreh- und 90° schwenkbar; alle Strahler gemeinsam DALI dimmbar; Oberfläche Gehäuse weiß oder schwarz pulverbeschichtet; optional: Indirektlichtanteil (3000 K) im Gehäuse mittels DALI stufenlos dimmbar; Oberfläche Strahler weiß, schwarz oder gold pulverbeschichtet; passive Kühlung der LEDs durch optimierte Kühlkörpergeometrie; mit COB (Chip on Board) Technologie für höchste Effizienz; keine Bildung von Mehrfachschatten; energieeffiziente LEDs mit sehr guter Farbwiedergabe; Binning initial ≤ 2 MacAdam; Lichtfarbe 2700 K oder 3000 K; CRI ≥ 90; min. L80 / 50 000 h; gute Entblendung durch zurückversetzte Lichtpunktebene; inkl. hochwertiger Linsenoptik; präzise Abstrahlcharakteristik mit verschiedenen Ausstrahlwinkeln; IP 20; SK I (Netzversorgung) bzw. SK III (Strahler); Hot Plug-Schutz; wahlweise nicht dimmbar oder DALI-2 Steuerung; flimmerfreier Sehkomfort durch analoge Stromstärkenregelung (Minimalwert 1%)

CAVO round / square
recessed

Quickinfo

2700 K, 3000 K
CRI ≥ 90 2-SDCM
non DIM, DALI-2

L80 @ 50 000 h
mounting housing with glowing

L90 @ 50 000 h
JUST 45 up to 3×640 lm

L95 @ 50 000 h
JUST 32 focus up to 3×250 lm

Types

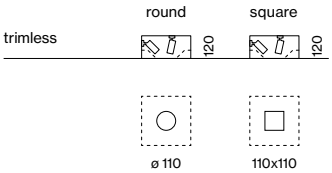

Housing colours



Inset colours



Light distributions



Order options

COLOUR TEMPERATURE

2700 K	4
3000 K	5

CONTROL

non DIM	1
DALI-2	3

INSET COLOUR

white	7
black	8
gold	9

7 8 9

HOUSING COLOUR

white	7
black	8

7 8

BEAM ANGLE

medium 23°	M
flood 44°	F

Options on request

CONTROL

Zigbee 3.0

OPTICAL ACCESSORIES

elliptical sculpture foil
snoot
colour filter (red, blue, green, etc.)

only for JUST 32 FOCUS





JUST 32 focus 17–43°

360° 90° | CRI ≥90 | 2-SDCM | 400mA | FLICKER FREE

SPOTLIGHT

SYSTEM POWER	COLOUR TEMP.	LUMINOUS FLUX	ORDER CODE
4.6 W	2700 K	233 lm	049-82113
	3000 K	250 lm	

not for single use

LIGHT DISTRIBUTION 3000 K

min. angle 17°

h (m)	E0° (lx)	ø (m)
1	1560	0.30
2	390	0.59
3	174	0.89
4	97	1.19
5	62	1.49

max. angle 43°

h (m)	E0° (lx)	ø (m)
1	450	0.80
2	112	1.59
3	50	2.39
4	28	3.18
5	18	3.98





JUST 45

360° 90° | CRI ≥90 | 2-SDCM | 400mA | FLICKER FREE

SPOTLIGHT

SYSTEM POWER	COLOUR TEMP.	LUMINOUS FLUX	ORDER CODE
8.8 W	2700 K	556 lm	049-83023
	3000 K	640 lm	

luminous flux medium 23°

LIGHT DISTRIBUTION 3000 K

medium 23°

h (m)	E0° (lx)	ø (m)
1	3040	0.40
2	759	0.81
3	337	1.21
4	190	1.62
5	121	2.02

flood 44°

h (m)	E0° (lx)	ø (m)
1	1190	0.82
2	297	1.64
3	132	2.45
4	74	3.27
5	47	4.09

Mounting accessories

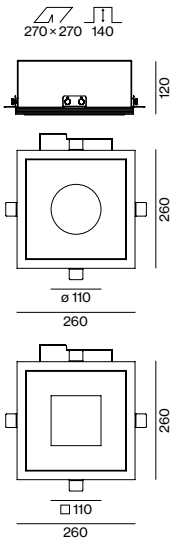

MOUNTING HOUSING 1 DALI-2 address
for trimless installation in plasterboard ceilings 8-25 mm

TYPE	L·W·H (mm)	ORDER CODE
round - 3 spots (4.5 kg)	260·260·120	049-88030
square - 3 spots (4.5 kg)	260·260·120	049-88130

incl. power supply 220–240 V AC, 50–60 Hz, PC I, ENEC approved

MOUNTING HOUSING WITH GLOWING (3000 K) 2 DALI-2 addresses
for trimless installation in plasterboard ceilings 8-25 mm

TYPE	L·W·H (mm)	ORDER CODE
round - 3 spots (4.5 kg)	260·260·120	049-88235 7
square - 3 spots (4.5 kg)	260·260·120	049-88335 7

incl. power supply 220–240 V AC, 50–60 Hz, PC I, ENEC approved

Optical accessories

HONEYCOMB LOUVER

TYPE	Ø·H (mm)	ORDER CODE
JUST 32 FOCUS	30·4	007-1965168
JUST 45	42·3	007-1965188

back



Description

EN Installation housing in pressed steel sheet with rectangular cut-out; for trimless installation in plasterboard ceilings; special edge design with perforations for better adhesion of filler; or with trim; 3 or 6 cylindrical spotlight heads can be installed without tools by means of magnetic holders; simple electrical connection of the spotlights due to non-reversible plug and play connection; spotlight head rotates 360° and tilts 90°; all spotlights together DALI dimmable; surface housing powder coated in white or black; spotlight surface powder coated in white, black or gold; passive cooling of LEDs with optimised heat sink geometry; COB (Chip on Board) technology for maximum efficiency; no multiple shadows; energy-efficient LEDs with very good colour rendering; binning initial ≤ 2 MacAdam; available in the light colours 2700 K and 3000 K; CRI ≥ 90; min. 90 % of the luminous flux after 50 000 hours; good glare reduction due to recessed light point plane; incl. high quality lens system; precise radiation characteristics with different beam angles; degree of protection IP 20; PC I (power supply) or PC III (spotlights); hot plug protection; optionally non-dimmable or DALI-2 control; flicker-free visual comfort through analogue current control (minimum value 1%)

DE Einbaugehäuse aus Stahlblech mit rechteckigem Ausschnitt; für randlosen Einbau in Gipskartondecken; spezielle Randausbildung mit Löchern für bessere Haftung der Spachtelmasse; oder mit umlaufendem Rand; 3 bzw. 6 zylindrische Strahlerköpfe mittels Magnethalter werkzeuglos einsetzbar; einfacher elektrischer Anschluss der Strahler durch verpolungssichere Plug & Play Verbindung; Strahlerkopf 360° dreh- und 90° schwenkbar; alle Strahler gemeinsam DALI dimmbar; Oberfläche Gehäuse weiß oder schwarz pulverbeschichtet; Oberfläche Strahler weiß, schwarz oder gold pulverbeschichtet; passive Kühlung der LEDs durch optimierte Kühlkörpergeometrie; mit COB (Chip on Board) Technologie für höchste Effizienz; keine Bildung von Mehrfachschatten; energieeffiziente LEDs mit sehr guter Farbwiedergabe; Binning initial ≤ 2 MacAdam; lieferbar in den Lichtfarben 2700 K und 3000 K; CRI ≥ 90; min. 90 % des Lichtstromes nach 50 000 h Lebensdauer; gute Entblendung durch zurückversetzte Lichtpunktebene; inkl. hochwertiger Linsenoptik; präzise Abstrahlcharakteristik mit verschiedenen Ausstrahlwinkeln; Schutzart IP 20; SK I (Netzversorgung) bzw. SK III (Strahler); Hot Plug-Schutz; wahlweise nicht dimmbar oder DALI-2 Steuerung; flimmerfreier Sehkomfort durch analoge Stromstärkenregelung (Minimalwert 1%)

CAVO linear
recessed

Quickinfo

2700 K, 3000 K
CRI ≥ 90 2-SDCM
non DIM, DALI-2

L90 @ 50 000 h
JUST 45 up to 6×640 lm

L95 @ 50 000 h
JUST 32 focus up to 6×250 lm

Types

trim

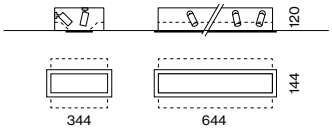

trimless

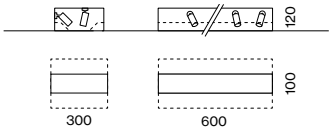

Housing colours



Inset colours



Light distributions



Order options

COLOUR TEMPERATURE

2700 K	4
3000 K	5

CONTROL

non DIM	1
DALI-2	3

INSET COLOUR

white	7
black	8
gold	9

7 8 9

HOUSING COLOUR

white	7
black	8

7 8

BEAM ANGLE

medium 23°	M
flood 44°	F

Options on request

CONTROL

Zigbee 3.0

OPTICAL ACCESSORIES

elliptical sculpture foil
snoot
colour filter (red, blue, green, etc.)

only for JUST 32 FOCUS





JUST 32 focus 17–43°

360° 90° | CRI ≥90 | 2-SDCM | 400mA | FLICKER FREE

SPOTLIGHT

SYSTEM POWER	COLOUR TEMP.	LUMINOUS FLUX	ORDER CODE
4.6 W	2700 K	234 lm	049-8211 3
	3000 K	250 lm	

not for single use

LIGHT DISTRIBUTION 3000 K

min. angle 17°

h (m)	E0° (lx)	ø (m)
1	1560	0.30
2	391	0.59
3	174	0.89
4	97	1.19
5	62	1.49

max. angle 43°

h (m)	E0° (lx)	ø (m)
1	450	0.80
2	112	1.59
3	50	2.39
4	28	3.18
5	18	3.98





JUST 45

360° 90° | CRI ≥90 | 2-SDCM | 400mA | FLICKER FREE

SPOTLIGHT

SYSTEM POWER	COLOUR TEMP.	LUMINOUS FLUX	ORDER CODE
8.8 W	2700 K	556 lm	049-8302 3 ▲
	3000 K	640 lm	

luminous flux medium 23°

LIGHT DISTRIBUTION 3000 K

medium 23°

h (m)	E0° (lx)	ø (m)
1	3040	0.40
2	759	0.81
3	337	1.21
4	190	1.62
5	121	2.02

flood 44°

h (m)	E0° (lx)	ø (m)
1	1190	0.82
2	297	1.64
3	132	2.45
4	74	3.27
5	47	4.09

Mounting accessories

trimless

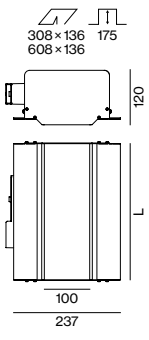

trim

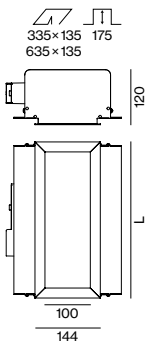

TRIMLESS MOUNTING HOUSING

for trimless installation in plasterboard ceilings 12.5 mm

TYPE	L·W·H (mm)	ORDER CODE
for 3 spots (2.4 kg), 1 DALI	308·252·120	049-88430
for 6 spots (3.6 kg), 2 DALI	608·269·120	049-88460

incl. power supply 220–240 V AC, 50–60 Hz, PC I, ENEC approved

MOUNTING HOUSING WITH TRIM

for intermediate ceilings 12.5 mm

TYPE	L·W·H (mm)	ORDER CODE
for 3 spots (2.7 kg), 1 DALI	344·254·120	049-88530
for 6 spots (4.7 kg), 2 DALI	644·271·120	049-88560

incl. power supply 220–240 V AC, 50–60 Hz, PC I, ENEC approved

Optical accessories

HONEYCOMB LOUVER

TYPE	Ø·H (mm)	ORDER CODE
JUST 32 FOCUS	30·4	007-1965168
JUST 45	42·3	007-1965188

back



Description

EN Extruded aluminium profile with 110 mm wide, visible cut-out; for trimless installation in plasterboard ceilings; integrated power rail profile on both sides for supply voltage feed; spotlight can be installed and moved without tools by means of magnetic holders; spotlight head rotates 365° and tilts 90°; spotlights individually DALI dimmable; housing powder coated in white or black; optionally: indirect light component (3000 K) in the channel continuously adjustable dimming via DALI; spotlight powder coated in white, black or gold; passive cooling of LEDs with optimised heat sink geometry; COB (Chip on Board) technology or high power LEDs for maximum efficiency; no multiple shadows; energy-efficient LEDs with very good colour rendering; binning initial ≤ 2 MacAdam; light colour 2700 K, 3000 K or tunable white (1800–3000 K or 2700–6500K); optional with CWD (Colour Warm Dimming); CRI ≥ 90; min. L80 / 50000 h; good glare reduction due to recessed light point plane; incl. high quality lens system; or high quality aluminium reflector with spherical facet finish; precise radiation characteristics with different beam angles; IP 20; PC I (power supply) or PC III (power rail profile and spotlights); hot plug protection; non-dimmable or DALI-2 control; flicker-free visual comfort through analogue current control (minimum value 1%)

DE Aluminiumstrangpressprofil mit 110 mm breitem, sichtbarem Ausschnitt; geeignet für den randlosen Einbau in Gipskartondecken; mit beidseitig integriertem Stromschienenprofil zur Abnahme der Versorgungsspannung; Strahler mittels Magnethalter werkzeuglos einsetz- und verschiebbar; Strahlerkopf 365° dreh- und 90° schwenkbar; Strahler individuell DALI dimmbar; Oberfläche Gehäuse weiß oder schwarz pulverbeschichtet; optional: Indirektlichtanteil (3000 K) im Kanal mittels DALI stufenlos dimmbar; Oberfläche Strahler weiß, schwarz oder gold pulverbeschichtet; passive Kühlung der LEDs durch optimierte Kühlkörpergeometrie; mit COB (Chip on Board) Technologie bzw. High-Power-LEDs für höchste Effizienz; keine Mehrfachschatten; energieeffiziente LEDs mit sehr guter Farbwiedergabe; Binning initial ≤ 2 MacAdam; Lichtfarbe 2700 K, 3000 K oder Tunable White (1800 – 3000 K oder 2700 – 6500 K); optional mit CWD (Colour Warm Dimming); CRI ≥ 90; min. L80 / 50 000 h; gute Entblendung durch zurückversetzte Lichtpunktebene; inkl. hochwertiger Linsenoptik; bzw. hochwertigem Aluminiumreflektor mit sphärischer Facettenoptik; präzise Abstrahlcharakteristik mit verschiedenen Ausstrahlwinkeln; IP 20; SK I (Netzversorgung) bzw. SK III (Stromschienenprofil und Strahler); Hot Plug-Schutz; wahlweise nicht dimmbar oder DALI-2 Steuerung; flimmerfreier Sehkomfort durch analoge Stromstärkenregelung (Minimalwert 1%)

CAVO system

recessed

Quickinfo

2700 K, 3000 K, CWD, TW
CRI ≥ 90 2-SDCM
non DIM, DALI-2

L80 @ 50 000 h
installation track with glowing

L90 @ 50 000 h
JUST 45 up to 1120 lm
JUST 55 up to 2090 lm

L95 @ 50 000 h
JUST 32 focus up to 761 lm

Types

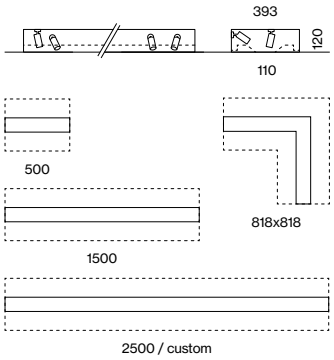

Housing colours



Inset colours



Light distributions



Order options

COLOUR TEMPERATURE

3000 K	

CONTROL

non DIM	1
DALI-2	3

HOUSING COLOUR

white	7
black	8

(7) (8)

Options on request

CONTROL

Zigbee 3.0

Technical data

POWER SUPPLY CALCULATOR per meter

TYPE	SYSTEM POWER
inst. track with glowing	14 W/m
inst. track with glowing + max. 6 spotlights	104 W/m
inst. track without glowing + max. 6 spotlights	90 W/m

use the calculator for custom cut planning

CAVO system trimless

DALI-2 | 48V | 2× TRACK | TRACK max. 6,67 A

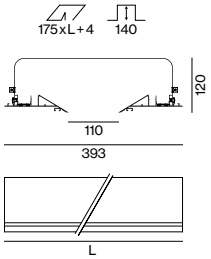

INSTALLATION TRACK

for installation in plasterboard ceilings 12.5 mm

9.5 kg/m, 4 suspension points/m

L (mm)	L·W·H (mm)	ORDER CODE
500	500·393·120	049-98020
1500	1500·393·120	049-98040
2500	2500·393·120	049-98060
custom cut	xxx·393·120	on request

order installation track, spotlights and mounting accessories separately

INSTALLATION TRACK WITH GLOWING (3000 K)

for installation in plasterboard ceilings 12.5 mm

9.5 kg/m, 4 suspension points/m

L (mm)	SYSTEM POWER	L·W·H (mm)	ORDER CODE
500	7.2 W	500·393·120	049-98225 7
1500	22 W	1500·393·120	049-98245 7
2500	36 W	2500·393·120	049-98265 7
custom cut	14 W/m	xxx·393·120	on request

Accessories

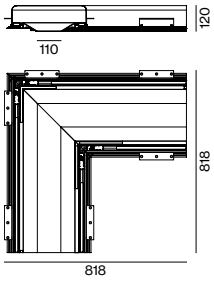

CORNER CONNECTOR 90°

L (mm)	L·W·H (mm)	ORDER CODE
818 × 818	818·818·120	049-98100

CORNER CONNECTOR 90° WITH GLOWING (3000 K)

L (mm)	SYSTEM POWER	L·W·H (mm)	ORDER CODE
818 × 818	18 W	818·818·120	049-98305 7

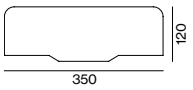

END CAPS

TYPE	ORDER CODE
end caps without inspection opening	049-989001
end caps with inspection opening	049-989002



LINEAR CONNECTOR SET 48V, electrical + mechanical

TYPE	ORDER CODE
linear connector set (pair)	049-989711

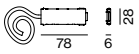

POWER FEEDER UNIT

TYPE	ORDER CODE
non DIM	050-2020110
DALI-2	050-2020130

2 x 1.5 mm² / 2 x 1.5 + 2 x 0.5 mm² / cable length 500 mm
in case of two-sided power line 2 feeders required
in case of glowing 2 feeders required

POWER SUPPLY 48 V, supply 220-240 V AC, 48 V, 50-60 Hz

TYPE	EFFICIENCY	MOUNTING	L·W·H (mm)	ORDER CODE
60 W ▣	η 88 %	external	163·43·32	002-62133
100 W ▣	η 92 %	external	350·30·18	002-62134
150 W ▣	η 92 %	external	350·30·18	002-62135
250 W ▣	η 93 %	external	400·40·22	002-62139
320 W ⏚	η 94 %	external	252·90·44	002-60320

⏚ PC I ▣ PC II

DALI-2 SELV DEVICE

TYPE	ORDER CODE
control unit	050-2061130

necessary to create DALI-2 SELV signal

back

Order options

COLOUR TEMPERATURE

2700 K	4
3000 K	5

CONTROL

non DIM	1
DALI-2	3

INSET COLOUR

white	7
black	8
gold	9

7 8 9

BEAM ANGLE

medium 23°	M
flood 44°	F

Options on request

CONTROL

Zigbee 3.0

OPTICAL ACCESSORIES

elliptical sculpture foil
snoot
colour filter (red, blue, green, etc.)

only for JUST 32 focus



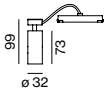

JUST 32 focus 17–43°

365° 90° | CRI ≥90 | DALI 1.ADDR. | zigbee 3.0 | 48V | FLICKER FREE

SPOTLIGHT

SYSTEM POWER	LUM. FLUX (3000 K)	ORDER CODE
12 W	761 lm	049-9211

LIGHT DISTRIBUTION for 3000 K

min. angle 17°

h (m)	E0° (lx)	ø (m)
1	4760	0.30
2	1190	0.59
3	528	0.89
4	297	1.19
5	190	1.49

max. angle 43°

h (m)	E0° (lx)	ø (m)
1	1370	0.80
2	342	1.59
3	152	2.39
4	85	3.18
5	54	3.98



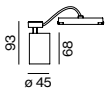

JUST 45

365° 90° | CRI ≥90 | DALI 1.ADDR. | zigbee 3.0 | 48V | FLICKER FREE

SPOTLIGHT

SYSTEM POWER	LUM. FLUX (3000 K)	ORDER CODE
6.1 W super spot 8°	297 lm	049-9302 V
14 W	1120 lm	049-9302
12 W CWD 2000–3000 K	472 lm	049-9302E3 M
11 W TW 1800–3000 K	608 lm	049-9302L3 M
11 W TW 2700–6500 K	749 lm	049-9302D3 M

LIGHT DISTRIBUTION for 3000 K

super spot 8°

h (m)	E0° (lx)	ø (m)
1	17500	0.15
2	4370	0.29
3	1940	0.44
4	1090	0.58
5	700	0.73

medium 23°

h (m)	E0° (lx)	ø (m)
1	5640	0.40
2	1410	0.81
3	626	1.21
4	352	1.62
5	226	2.02

Optical accessories

HONEYCOMB LOUVER

TYPE	Ø·H (mm)	ORDER CODE
JUST 32 focus	30·4	007-1965168
JUST 45	42·3	007-1965188

Order options

COLOUR TEMPERATURE

2700 K	4
3000 K	5

CONTROL

DALI-2

INSET COLOUR

white	7
black	8
gold	9

7 8 9

BEAM ANGLE

spot 16°	S
medium 28°	M
flood 37°	F

Options on request

CONTROL

Zigbee 3.0



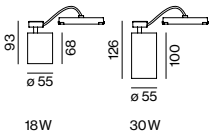

JUST 55














SPOTLIGHT

SYSTEM POWER	LUM. FLUX (3000 K)	ORDER CODE
18 W	1230 lm	049-9400 3
30 W	2090 lm	049-9401 3

LIGHT DISTRIBUTION for 18 W, 3000 K

spot 16°

h (m)	E0° (lx)	ø (m)
1	9190	0.28
2	2300	0.56
3	1020	0.84
4	574	1.12
5	368	1.39

medium 28°

h (m)	E0° (lx)	ø (m)
1	3970	0.50
2	992	1.00
3	441	1.51
4	248	2.01
5	159	2.51

flood 37°

h (m)	E0° (lx)	ø (m)
1	2910	0.68
2	727	1.35
3	323	2.03
4	182	2.71
5	116	3.38

Optical accessories

HONEYCOMB LOUVER

TYPE	Ø·H (mm)	ORDER CODE
JUST 55 | 18 W	50·3	007-1965198
JUST 55 | 30 W	50·3	007-1965598

Combine with your design







SASSO

EN Although, SASSO is a glamorous lighting solution for extravagant interior concepts. The versatile spotlight series is available as a recessed, semi-recessed, ceiling or wall mounted, or suspended version. You can choose between round or square versions. To ensure that the spotlight fits harmoniously into the overall design, it is available in many colours. The housing colours white, black, silver and gold can be optimally combined with a selection of different coloured reflectors. Thanks to its high-quality lens optics, SASSO provides precisely directed light either as a spotlight, downlight, wallwasher or wallwasher floor luminaire. The series is characterised in all light colours (2700 K, 3000 K or 4000 K) by a very good colour rendering.

DE Wie sie auch zum Einsatz kommt, SASSO ist eine glamouröse Lichtlösung für extravagante Interior-Konzepte. Die vielfältige Strahlerserie ist in zahlreichen Varianten verfügbar: als Einbau-, Halbeinbau, Decken- oder Wandanbauvariante sowie in abgependelter Ausführung. Außerdem haben Sie die Wahl zwischen runden oder quadratischen Varianten. Um den Strahler harmonisch in die Gesamtgestaltung einzufügen, ist er in vielen Farben erhältlich – wobei die Housing Farben Weiß, Schwarz, Silber und Gold optimal mit einer Auswahl an verschiedenfärbigen Reflektoren kombinierbar sind. Durch seine hochwertige Linsenoptik gibt SASSO präzises gerichtetes Licht wahlweise als Spotlight, Downlight, Wallwasher oder Wallwasher Floor. In allen Lichtfarben – 2700 K, 3000 K oder 4000 K – zeichnet sich die Serie zudem durch eine gute Farbwiedergabe aus.

Types

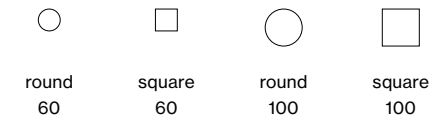

Mountings

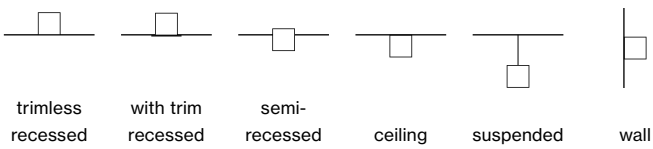

Light distributions

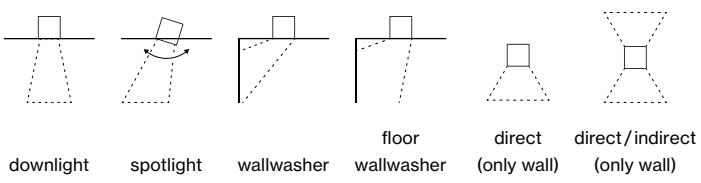

SASSO
OVERVIEW

Light engines	**SASSO 60** round adjustable	**SASSO 60** round downlight	**SASSO 60** round wallwasher / wallwasher floor	**SASSO 60** square downlight
				
INSET POWER	11 W 300 mA	11 W 300 mA	8.2 W 300 mA	11 W 300 mA
LUMINOUS EFFICACY	up to 104 lm/W	up to 104 lm/W	up to 90 lm/W	up to 107 lm/W
LUMINOUS FLUX	up to 1147 lm	up to 1147 lm	up to 746 lm	up to 1180 lm
COLOUR TEMPERATURE	2700 K, 3000 K, 4000 K	2700 K, 3000 K, 4000 K	2700 K, 3000 K, 4000 K	2700 K, 3000 K, 4000 K
BEAM ANGLE	15°, 21°, 42°	15°, 21°, 42°	asymmetric	15°, 21°, 42°
MATERIAL COLOUR	matt silver, white, black, copper, gold	matt silver, white, black, copper, gold	matt silver, white, black, copper, gold	matt silver, white, black, copper, gold

Mounting accessories



round trimless
for installation in plasterboard ceilings 12.5/15/25 mm







round with trim
for installation in intermediate ceilings 2–25 mm







square trimless
for installation in plasterboard ceilings 12.5/15/25 mm





square with trim
for installation in intermediate ceilings 2–25 mm



SASSO 60
square
wallwasher /
wallwasher floor



8.2 W 300 mA
up to 90 lm/W
up to 746 lm
2700 K, 3000 K, 4000 K
asymmetric
matt silver, white, black, copper, gold





SASSO 100
round
adjustable



25 W 700 mA
up to 107 lm/W
up to 2690 lm
2700K, 3000K, 4000K
19°, 34°, 45°, 65°
matt silver, white, black, copper, gold





SASSO 100
round
downlight



25 W 700 mA
up to 107 lm/W
up to 2690 lm
2700K, 3000K, 4000K
19°, 34°, 45°, 65°
matt silver, white, black, copper, gold





SASSO 100
square
adjustable



25 W 700 mA
up to 107 lm/W
up to 2690 lm
2700K, 3000K, 4000K
19°, 34°, 45°, 65°
matt silver, white, black, copper, gold





SASSO 100
square
downlight



25 W 700 mA
up to 107 lm/W
up to 2690 lm
2700K, 3000K, 4000K
19°, 34°, 45°, 65°
matt silver, white, black, copper, gold





back











Quickinfo

2700 K, 3000 K, 4000 K
CRI ≥ 90 2-SDCM
L80 @ 50 000 h
up to 1147 lm
non DIM, DIM 1–10 V, DALI-2
↧ IP 44 / ↥ IP 20

Types

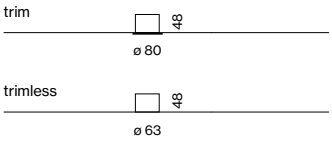

Housing colours



Inset colours



Light distributions



Description

EN Round recessed spotlight; installation without tools in mounting set with ball catch system; surface matt silver, white, black, copper or gold; installation possible in different housings; choice of adjustable (ADJUSTABLE | 360° rotatable and 30° tiltable) / fixed symmetric or asymmetric (360° rotatable) radiation characteristic; variants with symmetric radiation characteristic (UGR ≤ 16) with 3 different beam angles - precise due to high quality lens system; variants with asymmetric radiation characteristic: high-quality reflector with micro-faceted, aluminum-vaporised surface; passive cooling of LEDs with optimised heat sink geometry; COB (Chip on Board) technology for maximum efficiency (ADJUSTABLE and DOWNLIGHT); no multiple shadows; efficient LEDs with very good colour rendering; binning initial ≤ 2 or ≤ 3 MacAdam; light colour 2700 K, 3000 K or 4000 K; CRI ≥ 90; L80 / 50 000 h; degree of protection from below IP 20, IP 40 or IP 44 (from above IP 20); PC II (power supply) or PC III (spotlights); either non dimmable, 1–10 V dimmable or DALI-2 control

DE Runder Einbaustrahler; werkzeuglose Montage im Montageset durch Kugelschnappsystem; Oberfläche matt silber, weiß, schwarz, kupfer oder gold; Einbau in unterschiedlichen Gehäusen möglich; wahlweise einstellbar (ADJUSTABLE | 360° dreh- und 30° schwenkbar) / starr symmetrische oder asymmetrische (360° drehbar) Abstrahlcharakteristik; symmetrisch strahlende Varianten (UGR ≤ 16) mit 3 verschiedenen Ausstrahlwinkeln - präzise durch hochwertige Linsenoptik; asymmetrische strahlende Varianten: hochwertiger Reflektor mit mikrofacettierter, aluminiumbedampfter Oberfläche; passive Kühlung der LEDs durch optimierte Kühlkörpergeometrie; COB (Chip on Board) Technologie für höchste Effizienz (ADJUSTABLE und DOWNLIGHT); keine Mehrfachschatten; effiziente LEDs mit sehr guter Farbwiedergabe; Binning initial ≤ 2 oder ≤ 3 MacAdam; Lichtfarbe 2700 K, 3000 K oder 4000 K; CRI ≥ 90; L80 / 50 000 h; Schutzart IP 20, IP 40 oder IP 44 unten (oben IP 20); SK II (Netzversorgung) bzw. SK III (Strahler); wahlweise nicht dimmbar, 1–10 V-dimmbar oder DALI-2 Steuerung

SASSO 60 round
recessed



wallwasher and
wallwasher floor inset

Order options



COLOUR TEMPERATURE

2700 K	4
3000 K	5
4000 K	6

INSET COLOUR

white (UGR ≤ 22)	7
matt silver (UGR ≤ 19)	4
black (UGR ≤ 16)	1
gold (UGR ≤ 19)	9
copper (UGR ≤ 19)	6

7 4 1 9 6

REFLECTOR

spot 15°	S
medium 21°	M
flood 42°	F

Options on request

COLOR RENDERING INDEX

CRI ≥ 95 2-SDCM

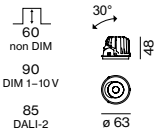

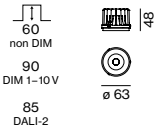

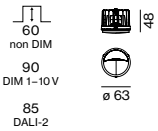

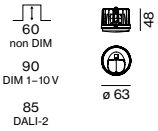

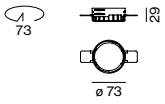

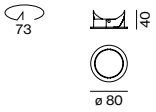

LIGHT DISTRIBUTION for 11 W, 4000 K, white

adjustable
medium 21°

h (m)	E0° (lx)	ø (m)
1	5643	0.37
2	1411	0.74
3	627	1.11
4	353	1.48
5	226	1.85

adjustable
flood 42°

h (m)	E0° (lx)	ø (m)
1	2064	0.76
2	516	1.52
3	229	2.28
4	129	3.04
5	83	3.80

wallwasher

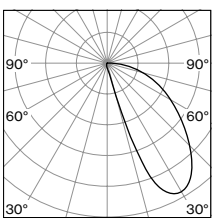

wallwasher floor

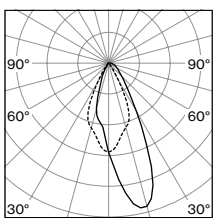

[1] The power consumption of a light inset in watts is the entire current consumption excluding any necessary ballast.

SASSO 60 round

ADJUSTABLE (↧ IP 40 / ↥ IP 20)

INSET POWER[1]	COLOUR TEMP.	LUMINOUS FLUX	ORDER CODE
11 W 300 mA	2700 K	987 lm	048-262 :: 1 ◪ ▲
	3000 K	1067 lm	
	4000 K	1147 lm	

luminous flux white material colour, flood reflector

DOWNLIGHT (↧ IP 44 / ↥ IP 20)

INSET POWER[1]	COLOUR TEMP.	LUMINOUS FLUX	ORDER CODE
11 W 300 mA	2700 K	987 lm	048-260 :: 1 ◪ ▲
	3000 K	1067 lm	
	4000 K	1147 lm	

luminous flux white material colour, flood reflector

WALLWASHER (IP 20)

INSET POWER[1]	COLOUR TEMP.	LUMINOUS FLUX	ORDER CODE
8.2 W 300 mA	2700 K	635 lm	048-264 :: 1 ◪ A
	3000 K	635 lm	
	4000 K	746 lm	

luminous flux white material colour

WALLWASHER / FLOOR (IP 20)

INSET POWER[1]	COLOUR TEMP.	LUMINOUS FLUX	ORDER CODE
8.2 W 300 mA	2700 K	633 lm	048-264 :: 1 ◪ W
	3000 K	633 lm	
	4000 K	744 lm	

luminous flux white material colour

Mounting accessories

TRIMLESS MOUNTING SET

for installation in plasterboard ceilings 12.5/15/25 mm

COLOUR	ORDER CODE
white	048-269611 7

MOUNTING SET WITH TRIM

for intermediate ceilings 2–25 mm

COLOUR	ORDER CODE
silver-grey	048-269631 G
white	048-269631 7
black	048-269631 8

Electrical accessories

CONVERTER supply 220-240 V AC, 300 mA, 50-60 Hz, ⧈ PC II

TYPE	EFFICIENCY	L·W·H (mm)	ORDER CODE
300 mA | non DIM	η 85 %	85·40·22	002-907 71
300 mA | DIM 1–10 V	η 85 %	110·52·22	002-907 72
300 mA | DALI-2	η 88 %	147·44·22	002-907 73

back



Quickinfo

2700 K, 3000 K, 4000 K
CRI ≥ 90 2-SDCM
L80 @ 50 000 h
up to 2690 lm
non DIM, DIM 1–10 V, DALI-2
↧ IP44/↥ IP20

Types

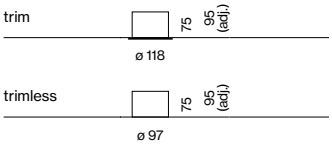

Housing colours



Inset colours



Light distributions



Description

EN Round recessed spotlight; installation without tools in mounting set with ball catch system; surface matt silver, white, black, copper or gold; installation possible in different housings; choice of adjustable (360° rotatable and 30° tiltable) or fixed symmetric radiation characteristic - precise due to high quality lens system; with 4 different beam angles; UGR ≤ 19; optical attachments available as accessories; passive cooling of LEDs with optimised heat sink geometry; COB (Chip on Board) technology for maximum efficiency; no multiple shadows; efficient LEDs with very good colour rendering; binning initial ≤ 2 MacAdam; light colour 2700 K, 3000 K or 4000 K; CRI ≥ 90; L80 / 50 000 h; degree of protection from below IP40 or IP44 (from above IP20); PC II (power supply) or PC III (spotlights); either non dimmable, 1–10 V dimmable or DALI-2 control

DE Runder Einbaustrahler; werkzeuglose Montage im Montageset durch Kugelschnappsystem; Oberfläche matt silber, weiß, schwarz, kupfer oder gold; Einbau in unterschiedlichen Gehäusen möglich; wahlweise einstellbar (360° dreh- und 30° schwenkbar) oder starr symmetrische Abstrahlcharakteristik - präzise durch hochwertige Linsenoptik; mit 4 verschiedenen Ausstrahlwinkeln; UGR ≤ 19; optische Aufsätze sind als Zubehör erhältlich; passive Kühlung der LEDs durch optimierte Kühlkörpergeometrie; COB (Chip on Board) Technologie für höchste Effizienz; keine Mehrfachschatten; effiziente LEDs mit sehr guter Farbwiedergabe; Binning initial ≤ 2 MacAdam; Lichtfarbe 2700 K, 3000 K oder 4000 K; CRI ≥ 90; L80 / 50 000 h; Schutzart IP40 oder IP44 unten (oben IP20); SK II (Netzversorgung) bzw. SK III (Strahler); wahlweise nicht dimmbar, 1–10 V-dimmbar oder DALI-2 Steuerung

SASSO 100 round

recessed

Order options

COLOUR TEMPERATURE

2700 K	4
3000 K	5
4000 K	6

INSET COLOUR

white (UGR ≤ 22)	7
matt silver (UGR ≤ 19)	4
black (UGR ≤ 16)	1
gold (UGR ≤ 19)	9
copper (UGR ≤ 19)	6

7 4 1 9 6

REFLECTOR

spot 19°	S
medium 34°	M
flood 45°	F
wide flood 65°	W

Options on request

COLOR RENDERING INDEX

CRI ≥ 95 2-SDCM

COLOUR TEMPERATURE

CWD 2000–3000 K

EMERGENCY LIGHT

1 h accupack
3 h accupack



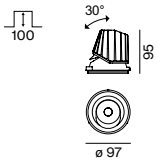

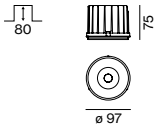

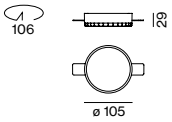

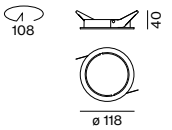

SASSO 100 round



ADJUSTABLE (↧ IP 40 / ↥ IP 20)

INSET POWER[1]	COLOUR TEMP.	LUMINOUS FLUX	ORDER CODE
17 W 500 mA	2700 K	1740 lm	048-2720 :: 1 ◪ ▲
	3000 K	1890 lm	
	4000 K	2040 lm	
25 W 700 mA	2700 K	2300 lm	048-2720 :: 1 ◪ ▲
	3000 K	2500 lm	
	4000 K	2690 lm	

luminous flux white material colour, wide flood 65°

DOWNLIGHT (↧ IP 44 / ↥ IP 20)

INSET POWER[1]	COLOUR TEMP.	LUMINOUS FLUX	ORDER CODE
17 W 500 mA	2700 K	1740 lm	048-2700 :: 1 ◪ ▲
	3000 K	1890 lm	
	4000 K	2040 lm	
25 W 700 mA	2700 K	2300 lm	048-2700 :: 1 ◪ ▲
	3000 K	2500 lm	
	4000 K	2690 lm	

luminous flux white material colour, wide flood 65°

LIGHT DISTRIBUTION 25 W, 4000 K, white

spot 19°

h (m)	E0° (lx)	ø (m)
1	13000	0.34
2	3260	0.68
3	1450	1.01
4	815	1.35
5	522	1.69

medium 34°

h (m)	E0° (lx)	ø (m)
1	6390	0.61
2	1600	1.21
3	710	1.82
4	399	2.43
5	256	3.03

flood 45°

h (m)	E0° (lx)	ø (m)
1	4210	0.83
2	1050	1.66
3	468	2.50
4	263	3.33
5	168	4.16

Mounting accessories

TRIMLESS MOUNTING SET

for installation in plasterboard ceilings 12.5/15/25 mm

COLOUR	ORDER CODE
white	048-2796117

MOUNTING SET WITH TRIM

for intermediate ceilings 2–25 mm

COLOUR	ORDER CODE
silver-grey	048-279631G
white	048-2796317
black	048-2796318

Electrical accessories

CONVERTER supply 220-240 V AC, 500 / 700 mA, 50-60 Hz, ⧈ PC II

TYPE	EFFICIENCY	L·W·H (mm)	ORDER CODE
500 mA | non DIM	η 88 %	97·43·30	002-90777
500 mA | DIM 1–10 V	η 88 %	130·42·30	002-90778
500 mA | DALI-2	η 88 %	147·44·30	002-90779
700 mA | non DIM	η 80 %	97·43·30	002-90774
700 mA | DIM 1–10 V	η 85 %	130·42·30	002-90775
700 mA | DALI-2	η 88 %	147·44·30	002-90776

Optical accessories

TYPE	ORDER CODE
honeycomb louver	007-1965198

[1] The power consumption of a light inset in watts is the entire current consumption excluding any necessary ballast.

back



Quickinfo

2700 K, 3000 K, 4000 K
CRI ≥ 90 2-SDCM
L80 @ 50 000 h
up to 1180 lm
non DIM, DIM 1–10 V, DALI-2
↧ IP44/↥ IP20

Types

trim

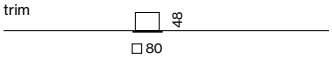

trimless

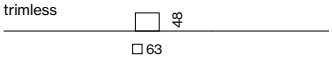

Housing colours



Inset colours



Light distributions



Description

EN Square recessed spotlight; installation without tools in mounting set with ball catch system; surface matt silver, white, black, copper or gold; installation possible in different housings; choice of symmetric or asymmetric radiation characteristic; variants with symmetric radiation characteristic (UGR ≤ 16) with 3 different beam angles - precise due to high quality lens system; variants with asymmetric radiation characteristic: high-quality reflector with micro-faceted, aluminum-vaporised surface; passive cooling of LEDs with optimised heat sink geometry; COB (Chip on Board) technology for maximum efficiency (DOWNLIGHT); no multiple shadows; efficient LEDs with very good colour rendering; binning initial ≤ 2 or ≤ 3 MacAdam; light colour 2700 K, 3000 K or 4000 K; CRI ≥ 90; L80 / 50 000 h; degree of protection from below IP 20 or IP 44 (from above IP 20); PC II (power supply) or PC III (spotlights); either non dimmable, 1–10 V dimmable or DALI-2 control

DE Quadratischer Einbaustrahler; werkzeuglose Montage im Montageset durch Kugelschnappsystem; Oberfläche matt silber, weiß, schwarz, kupfer oder gold; Einbau in unterschiedlichen Gehäusen möglich; wahlweise mit symmetrischer oder asymmetrischer Abstrahlcharakteristik; symmetrisch strahlende Varianten (UGR ≤ 16) mit 3 verschiedenen Ausstrahlwinkeln - präzise durch hochwertige Linsenoptik; asymmetrische strahlende Varianten: hochwertiger Reflektor mit mikrofacettierter, aluminiumbedampfter Oberfläche; passive Kühlung der LEDs durch optimierte Kühlkörpergeometrie; COB (Chip on Board) Technologie für höchste Effizienz (DOWNLIGHT); keine Mehrfachschatten; effiziente LEDs mit sehr guter Farbwiedergabe; Binning initial ≤ 2 oder ≤ 3 MacAdam; Lichtfarbe 2700 K, 3000 K oder 4000 K; CRI ≥ 90; L80 / 50 000 h; Schutzart IP 20 oder IP 44 unten (oben IP 20); SK II (Netzversorgung) bzw. SK III (Strahler); wahlweise nicht dimmbar, 1–10 V-dimmbar oder DALI-2 Steuerung

SASSO 60 square
recessed



wallwasher and
wallwasher floor inset

Order options

COLOUR TEMPERATURE

2700 K	4
3000 K	5
4000 K	6

INSET COLOUR

white (UGR ≤ 22)	7
matt silver (UGR ≤ 19)	4
black (UGR ≤ 16)	1
gold (UGR ≤ 19)	9
copper (UGR ≤ 19)	6

7 4 1 9 6

REFLECTOR

spot 15°	S
medium 21°	M
flood 42°	F

Options on request

COLOR RENDERING INDEX

CRI ≥ 95 2-SDCM



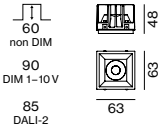

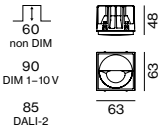

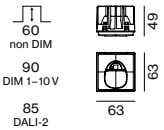

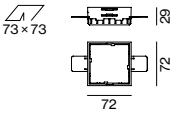

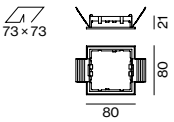

SASSO 60 square

UGR ≤ 16 | CRI ≥ 90 | 300 mA | 2-SDCM | IP20 / IP44 | CB

DOWNLIGHT (↧ IP 44 / ↥ IP 20)

INSET POWER[1]	COLOUR TEMP.	LUMINOUS FLUX	ORDER CODE
11 W 300 mA	2700 K	1015 lm	048-26122 :: 1 ◪ ▲
	3000 K	1098 lm	
	4000 K	1180 lm	

luminous flux white material colour, flood reflector

CRI ≥ 90 | DALI 1 ADDR. | 300 mA | CB

WALLWASHER (IP 20)

INSET POWER[1]	COLOUR TEMP.	LUMINOUS FLUX	ORDER CODE
8.2 W 300 mA	2700 K	635 lm	048-26511 :: 1 ◪ A
	3000 K	635 lm	
	4000 K	746 lm	

luminous flux white material colour

WALLWASHER / FLOOR (IP 20)

INSET POWER[1]	COLOUR TEMP.	LUMINOUS FLUX	ORDER CODE
8.2 W 300 mA	2700 K	633 lm	048-26511 :: 1 ◪ W
	3000 K	633 lm	
	4000 K	744 lm	

luminous flux white material colour

Mounting accessories

TRIMLESS MOUNTING SET

for installation in plasterboard ceilings 12.5/15/25 mm

COLOUR	ORDER CODE
white	048-2697117

MOUNTING SET WITH TRIM

for intermediate ceilings 2–25 mm

COLOUR	ORDER CODE
silver-grey	048-269731G
white	048-2697317
black	048-2697318

Electrical accessories

CONVERTER supply 220-240 V AC, 300 mA, 50-60 Hz, ⧈ PC II

TYPE	EFFICIENCY	L·W·H (mm)	ORDER CODE
300 mA | non DIM	η 85 %	85·40·22	002-90771
300 mA | DIM 1–10 V	η 85 %	110·52·22	002-90772
300 mA | DALI-2	η 88 %	147·44·22	002-90773

LIGHT DISTRIBUTION for 11 W, 3000 K, white

downlight
medium 21°

h (m)	E0° (lx)	ø (m)
1	5789	0.37
2	1447	0.74
3	643	1.11
4	362	1.48
5	232	1.85

downlight
flood 42°

h (m)	E0° (lx)	ø (m)
1	2124	0.76
2	531	1.52
3	236	2.28
4	133	3.04
5	85	3.80

wallwasher

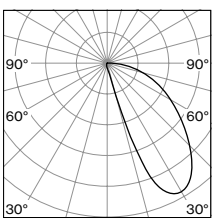

wallwasher floor

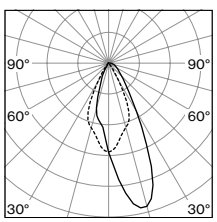

[1] The power consumption of a light inset in watts is the entire current consumption excluding any necessary ballast.

back



Quickinfo

2700 K, 3000 K, 4000 K
CRI ≥ 90 2-SDCM
L80 @ 50 000 h
up to 2690 lm
non DIM, DIM 1–10 V, DALI-2
↧ IP44/↥ IP20

Types



Housing colours



Inset colours



Light distributions



Description

EN Square recessed spotlight; installation without tools in mounting set with ball catch system; surface matt silver, white, black, copper or gold; installation possible in different housings; choice of adjustable (30° tiltable) or fixed symmetric radiation characteristic - precise due to high quality lens system; with 4 different beam angles; UGR ≤ 19; optical attachments available as accessories; passive cooling of LEDs with optimised heat sink geometry; COB (Chip on Board) technology for maximum efficiency; no multiple shadows; efficient LEDs with very good colour rendering; binning initial ≤ 2 MacAdam; light colour 2700 K, 3000 K or 4000 K; CRI ≥ 90; L80 / 50 000 h; degree of protection from below IP 40 or IP 44 (from above IP 20); PC II (power supply) or PC III (spotlights); either non dimmable, 1–10 V dimmable or DALI-2 control

DE Quadratischer Einbaustrahler; werkzeuglose Montage im Montageset durch Kugelschnappsystem; Oberfläche matt silber, weiß, schwarz, kupfer oder gold; Einbau in unterschiedlichen Gehäusen möglich; wahlweise einstellbar (30° schwenkbar) oder starr symmetrische Abstrahlcharakteristik - präzise durch hochwertige Linsenoptik; mit 4 verschiedenen Ausstrahlwinkeln; UGR ≤ 19; optische Aufsätze sind als Zubehör erhältlich; passive Kühlung der LEDs durch optimierte Kühlkörpergeometrie; COB (Chip on Board) Technologie für höchste Effizienz; keine Mehrfachschatten; effiziente LEDs mit sehr guter Farbwiedergabe; Binning initial ≤ 2 MacAdam; Lichtfarbe 2700 K, 3000 K oder 4000 K; CRI ≥ 90; L80 / 50 000 h; Schutzart IP 40 oder IP 44 unten (oben IP 20); SK II (Netzversorgung) bzw. SK III (Strahler); wahlweise nicht dimmbar, 1–10 V-dimmbar oder DALI-2 Steuerung

SASSO 100 square

recessed

Order options

COLOUR TEMPERATURE

2700 K	4
3000 K	5
4000 K	6

INSET COLOUR

white (UGR ≤ 22)	7
matt silver (UGR ≤ 19)	4
black (UGR ≤ 16)	1
gold (UGR ≤ 19)	9
copper (UGR ≤ 19)	6

7 4 1 9 6

REFLECTOR

spot 19°	S
medium 34°	M
flood 45°	F
wide flood 65°	W

Options on request

COLOR RENDERING INDEX

CRI ≥ 95 2-SDCM

COLOUR TEMPERATURE

CWD 2000–3000 K

EMERGENCY LIGHT

1 h accupack
3 h accupack



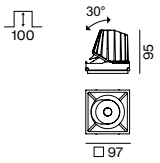

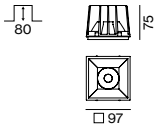

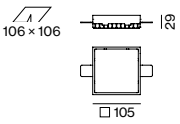

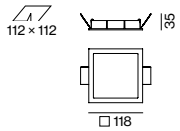

SASSO 100 square

UGR ≤ 19 | CRI ≥ 90 | 2-SDCM | 700 mA | IP20 / IP44

ADJUSTABLE (↧ IP 40 / ↥ IP 20)

INSET POWER[1]	COLOUR TEMP.	LUMINOUS FLUX	ORDER CODE
17 W 500 mA	2700 K	1740 lm	048-2730 ⁘ 1 ◪ ▲
	3000 K	1890 lm	
	4000 K	2040 lm	
25 W 700 mA	2700 K	2300 lm	048-2730 ⁘ 1 ◪ ▲
	3000 K	2500 lm	
	4000 K	2690 lm	

luminous flux white material colour, wide flood 65°

DOWNLIGHT (↧ IP 44 / ↥ IP 20)

INSET POWER[1]	COLOUR TEMP.	LUMINOUS FLUX	ORDER CODE
17 W 500 mA	2700 K	1740 lm	048-2710 ⁘ 1 ◪ ▲
	3000 K	1890 lm	
	4000 K	2040 lm	
25 W 700 mA	2700 K	2300 lm	048-2710 ⁘ 1 ◪ ▲
	3000 K	2500 lm	
	4000 K	2690 lm	

luminous flux white material colour, wide flood 65°

LIGHT DISTRIBUTION 25 W, 4000 K, white

spot 19°

h (m)	E0° (lx)	ø (m)
1	13000	0.34
2	3260	0.68
3	1450	1.01
4	815	1.35
5	522	1.69

medium 34°

h (m)	E0° (lx)	ø (m)
1	6390	0.61
2	1600	1.21
3	710	1.82
4	399	2.43
5	256	3.03

flood 45°

h (m)	E0° (lx)	ø (m)
1	4210	0.83
2	1050	1.66
3	468	2.50
4	263	3.33
5	168	4.16

Mounting accessories

TRIMLESS MOUNTING SET

for installation in plasterboard ceilings 12.5/15/25 mm

COLOUR	ORDER CODE
white	048-2797117

MOUNTING SET WITH TRIM

for intermediate ceilings 2–25 mm

COLOUR	ORDER CODE
silver-grey	048-279731G
white	048-2797317
black	048-2797318

Electrical accessories

CONVERTER supply 220-240 V AC, 500 / 700 mA, 50-60 Hz, ⧈ PC II

TYPE	EFFICIENCY	L·W·H (mm)	ORDER CODE
500 mA | non DIM	η 88 %	97·43·30	002-90777
500 mA | DIM 1–10 V	η 88 %	130·42·30	002-90778
500 mA | DALI-2	η 88 %	147·44·30	002-90779
700 mA | non DIM	η 80 %	97·43·30	002-90774
700 mA | DIM 1–10 V	η 85 %	130·42·30	002-90775
700 mA | DALI-2	η 88 %	147·44·30	002-90776

Optical accessories

TYPE	ORDER CODE
honeycomb louver	007-1965198

[1] The power consumption of a light inset in watts is the entire current consumption excluding any necessary ballast.

back



Description

EN Cylindrical ceiling mounted or semi-recessed spotlight made of aluminium; surface light inset matt silver, white, black, copper or gold; surface housing powder coated in white, black or gold; luminaire housing can be attached to mounting plate without tools by interlock; choice of adjustable (360° rotatable and 30° tiltable) symmetric or asymmetric (360° rotatable) radiation characteristic; variants with symmetric radiation characteristic (UGR ≤ 16) with 3 different beam angles - precise due to high quality lens system; variants with asymmetric radiation characteristic: high-quality reflector with micro-faceted, aluminum-vaporised surface; passive cooling of LEDs with optimised heat sink geometry; COB (Chip on Board) technology for maximum efficiency (ADJUSTABLE); no multiple shadows; efficient LEDs with very good colour rendering; binning initial ≤ 2 or ≤ 3 MacAdam; light colour 2700 K, 3000 K or 4000 K; CRI ≥ 90; L80 / 50 000 h; degree of protection IP 20; PC I (surface mounted versions) or PC II (semi-recessed versions); luminaire for through wiring; converter integrated into spotlight head (surface mounted versions) or external converter for ceiling insertion (semi-recessed versions); optionally non-dimmable or DALI-2 control; flicker-free visual comfort through analogue current control (minimum value 1%)

DE Zylindrischer Deckenanbau- bzw. Halbeinbaustrahler aus Aluminium; Oberfläche Lichteinsatz matt silber, weiß, schwarz, kupfer oder gold; Oberfläche Gehäuse weiß, schwarz oder gold pulverbeschichtet; Leuchtenkörper mittels Verriegelung werkzeuglos auf Montageplatte aufsetzbar; wahlweise einstellbar (360° dreh- und 30° schwenkbar) symmetrische oder asymmetrische (360° drehbar) Abstrahlcharakteristik; symmetrisch strahlende Varianten (UGR ≤ 16) mit 3 verschiedenen Ausstrahlwinkeln - präzise durch hochwertige Linsenoptik; asymmetrische strahlende Varianten: hochwertiger Reflektor mit mikrofacettierter, aluminiumbedampfter Oberfläche; passive Kühlung der LEDs durch optimierte Kühlkörpergeometrie; COB (Chip on Board) Technologie für höchste Effizienz (ADJUSTABLE); keine Mehrfachschatten; effiziente LEDs mit sehr guter Farbwiedergabe; Binning initial ≤ 2 oder ≤ 3 MacAdam; Lichtfarbe 2700 K, 3000 K oder 4000 K; CRI ≥ 90; L80 / 50 000 h; Schutzart IP 20; SK I (Anbauvarianten) bzw. SK II (Halbeinbauvarianten); Leuchte für Durchgangsverdrahtung; Konverter im Strahlerkopf integriert (Anbauvarianten) bzw. externer Konverter für Deckeneinwurf (Halbeinbauvarianten); wahlweise nicht dimmbar oder DALI-2 Steuerung; flimmerfreier Sehkomfort durch analoge Stromstärkenregelung (Minimalwert 1%)

SASSO 60 round
semi-recessed / ceiling

Quickinfo

2700 K, 3000 K, 4000 K
CRI ≥ 90 2-SDCM
L80 @ 50 000 h
up to 962 lm
non DIM, DALI-2

Types

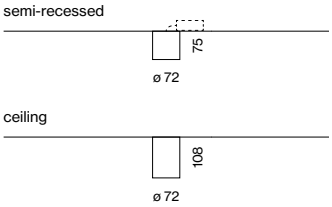

Housing colours



Inset colours



Light distributions





wallwasher and
wallwasher floor inset

Order options





COLOUR TEMPERATURE

2700 K	4
3000 K	5
4000 K	6

CONTROL

non DIM	1
DALI-2	3

HOUSING COLOUR

white	7
black	1
gold	9

7 1 9

INSET COLOUR

white (UGR ≤ 22)	7
matt silver (UGR ≤ 19)	4
black (UGR ≤ 16)	1
gold (UGR ≤ 19)	9
copper (UGR ≤ 19)	6

7 4 1 9 6

BEAM ANGLE

spot 15°	S
medium 21°	M
flood 42°	F



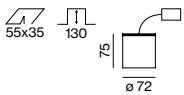

Options on request

COLOUR RENDERING INDEX

CRI ≥ 95 2-SDCM

SASSO 60 round ceiling

360° 30° | UGR ≤ 16 | CRI ≥ 90 | 2-SDCM | DALI 1 ADDR. | 220-240V

ADJUSTABLE

SYSTEM POWER	COLOUR TEMP.	LUMINOUS FLUX	ORDER CODE
12 W	2700 K	828 lm	048-3110
	3000 K	895 lm	
	4000 K	962 lm	

luminous flux white material colour, flood 42°

CRI ≥ 90 | DALI 1 ADDR. | 220-240V

WALLWASHER

SYSTEM POWER	COLOUR TEMP.	LUMINOUS FLUX	ORDER CODE
11 W	2700 K	617 lm	048-3710 A
	3000 K	617 lm	
	4000 K	726 lm	

luminous flux white material colour

WALLWASHER / FLOOR

SYSTEM POWER	COLOUR TEMP.	LUMINOUS FLUX	ORDER CODE
11 W	2700 K	616 lm	048-3710 W
	3000 K	616 lm	
	4000 K	724 lm	

luminous flux white material colour

SASSO 60 round semi-recessed

360° 30° | UGR ≤ 16 | CRI ≥ 90 | 2-SDCM | DALI 1 ADDR. | 220-240V

ADJUSTABLE

SYSTEM POWER	COLOUR TEMP.	LUMINOUS FLUX	ORDER CODE
12 W	2700 K	828 lm	048-3100
	3000 K	895 lm	
	4000 K	962 lm	

luminous flux white material colour, flood 42°

CRI ≥ 90 | DALI 1 ADDR. | 220-240V

WALLWASHER

SYSTEM POWER	COLOUR TEMP.	LUMINOUS FLUX	ORDER CODE
11 W	2700 K	617 lm	048-3700 A
	3000 K	617 lm	
	4000 K	726 lm	

luminous flux white material colour

WALLWASHER / FLOOR

SYSTEM POWER	COLOUR TEMP.	LUMINOUS FLUX	ORDER CODE
11 W	2700 K	616 lm	048-3700 W
	3000 K	616 lm	
	4000 K	724 lm	

luminous flux white material colour

LIGHT DISTRIBUTION 4000 K, white

medium 21°

h (m)	E0° (lx)	ø (m)
1	4730	0.37
2	1183	0.74
3	526	1.11
4	296	1.48
5	189	1.85

flood 42°

h (m)	E0° (lx)	ø (m)
1	1731	0.76
2	433	1.52
3	192	2.28
4	108	3.04
5	69	3.80

wallwasher

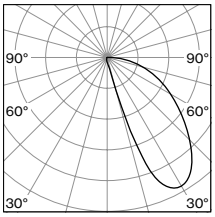

wallwasher floor

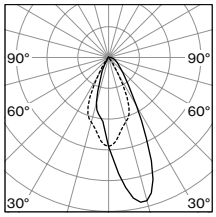

back



Description

EN Cylindrical ceiling mounted or semi-recessed spotlight made of aluminium; surface light inset matt silver, white, black, copper or gold; surface housing powder coated in white, black or gold; luminaire housing can be attached to mounting plate without tools by interlock; light inset 360° rotatable and 30° tiltable; UGR ≤ 16; passive cooling of LEDs with optimised heat sink geometry; COB (Chip on Board) technology for maximum efficiency; no multiple shadows; efficient LEDs with very good colour rendering; binning initial ≤ 2 MacAdam; light colour 2700 K, 3000 K or 4000 K; CRI ≥ 90; L80 / 50 000 h; incl. high quality lens system; precise radiation characteristic with four different beam angles; degree of protection IP 20; PC I (surface mounted versions) or PC II (semi-recessed versions); luminaire for through wiring; converter integrated into spotlight head (surface mounted versions) or external converter for ceiling insertion (semi-recessed versions); optionally non-dimmable or DALI-2 control; flicker-free visual comfort through analogue current control (minimum value 1%)

DE Zylindrischer Deckenanbau- bzw. Halbeinbaustrahler aus Aluminium; Oberfläche Lichteinsatz matt silber, weiß, schwarz, kupfer oder gold; Oberfläche Gehäuse weiß, schwarz oder gold pulverbeschichtet; Leuchtenkörper mittels Verriegelung werkzeuglos auf Montageplatte aufsetzbar; Lichteinsatz 360° dreh- und 30° schwenkbar; UGR ≤ 16; passive Kühlung der LEDs durch optimierte Kühlkörpergeometrie; COB (Chip on Board) Technologie für höchste Effizienz; keine Mehrfachschatten; effiziente LEDs mit sehr guter Farbwiedergabe; Binning initial ≤ 2 MacAdam; Lichtfarbe 2700 K, 3000 K oder 4000 K; CRI ≥ 90; L80 / 50 000 h; inkl. hochwertiger Linsenoptik; präzise Abstrahlcharakteristik mit vier verschiedenen Ausstrahlwinkeln; Schutzart IP 20; SK I (Anbauvarianten) bzw. SK II (Halbeinbauvarianten); Leuchte für Durchgangsverdrahtung; Konverter im Strahlerkopf integriert (Anbauvarianten) bzw. externer Konverter für Deckeneinwurf (Halbeinbauvarianten); wahlweise nicht dimmbar oder DALI-2 Steuerung; flimmerfreier Sehkomfort durch analoge Stromstärkenregelung (Minimalwert 1%)

SASSO 100 round

semi-recessed / ceiling

Quickinfo

2700 K, 3000 K, 4000 K
CRI ≥ 90 2-SDCM
L80 @ 50 000 h
up to 2040 lm
non DIM, DALI-2

Types

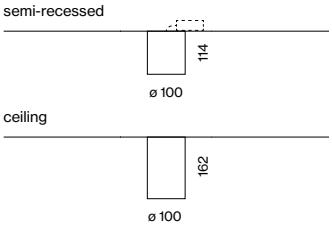

Housing colours



Inset colours



Light distributions



Order options

COLOUR TEMPERATURE

2700 K	4
3000 K	5
4000 K	6

CONTROL

non DIM	1
DALI-2	3

HOUSING COLOUR

white	7
black	1
gold	9

7 1 9

INSET COLOUR

white (UGR ≤ 22)	7
matt silver (UGR ≤ 19)	4
black (UGR ≤ 16)	1
gold (UGR ≤ 19)	9
copper (UGR ≤ 19)	6

7 4 1 9 6

BEAM ANGLE

spot 19°	S
medium 34°	M
flood 45°	F
wide flood 65°	W

Options on request

COLOUR RENDERING INDEX

CRI ≥ 95 2-SDCM

COLOUR TEMPERATURE

CWD 2000 – 3000 K

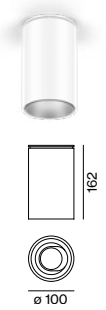

SASSO 100 round ceiling

360° 20° | UGR ≤ 16 | CRI ≥ 90 | 2-SDCM | 1 ADDR. | 220-240 V

ADJUSTABLE

SYSTEM POWER	COLOUR TEMP.	LUMINOUS FLUX	ORDER CODE
20 W	2700 K	1740 lm	048-3410
	3000 K	1890 lm	
	4000 K	2040 lm	

luminous flux white material colour, flood 39°

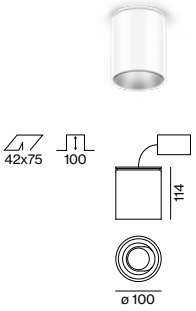

SASSO 100 round semi-recessed

360° 20° | UGR ≤ 16 | CRI ≥ 90 | 2-SDCM | 1 ADDR. | 220-240 V

ADJUSTABLE

SYSTEM POWER	COLOUR TEMP.	LUMINOUS FLUX	ORDER CODE
20 W	2700 K	1740 lm	048-3400
	3000 K	1890 lm	
	4000 K	2040 lm	

luminous flux white material colour, flood 39°

LIGHT DISTRIBUTION 4000 K, white

spot 19°

h (m)	E0° (lx)	ø (m)
1	13000	0.34
2	3260	0.68
3	1450	1.01
4	815	1.35
5	522	1.69

medium 34°

h (m)	E0° (lx)	ø (m)
1	6390	0.61
2	1600	1.21
3	710	1.82
4	399	2.43
5	256	3.03

flood 45°

h (m)	E0° (lx)	ø (m)
1	4210	0.83
2	1050	1.66
3	468	2.50
4	263	3.33
5	168	4.16

wide flood 65°

h (m)	E0° (lx)	ø (m)
1	2290	1.29
2	573	2.57
3	255	3.86
4	143	5.14
5	91	6.43

Optical accessories

HONEYCOMB LOUVER

TYPE	ORDER CODE
SASSO 100 round	007-196519 8





Description

EN Square ceiling mounted or semi-recessed spotlight made of aluminium; surface light inset matt silver, white, black, copper or gold; surface housing powder coated in white, black or gold; luminaire housing can be attached to mounting plate without tools by interlock; choice of symmetric or asymmetric radiation characteristic; variants with symmetric radiation characteristic (UGR ≤ 16) with 3 different beam angles - precise due to high quality lens system; variants with asymmetric radiation characteristic: high-quality reflector with micro-faceted, aluminum-vaporised surface; passive cooling of LEDs with optimised heat sink geometry; COB (Chip on Board) technology for maximum efficiency (DOWNLIGHT); no multiple shadows; efficient LEDs with very good colour rendering; binning initial ≤ 2 or ≤ 3 MacAdam; light colour 2700 K, 3000 K or 4000 K; CRI ≥ 90; L80 / 50 000 h; degree of protection IP 20; PC I (surface mounted versions) or PC II (semi-recessed versions); luminaire for through wiring; converter integrated into spotlight head (surface mounted versions) or external converter for ceiling insertion (semi-recessed versions); optionally non-dimmable or DALI-2 control; flicker-free visual comfort through analogue current control (minimum value 1%)

DE Quadratischer Deckenanbau- bzw. Halbeinbaustrahler aus Aluminium; Oberfläche Lichteinsatz matt silber, weiß, schwarz, kupfer oder gold; Oberfläche Gehäuse weiß, schwarz oder gold pulverbeschichtet; Leuchtenkörper mittels Verriegelung werkzeuglos auf Montageplatte aufsetzbar; wahlweise mit symmetrischer oder asymmetrischer Abstrahlcharakteristik; symmetrisch strahlende Varianten (UGR ≤ 16) mit 3 verschiedenen Ausstrahlwinkeln - präzise durch hochwertige Linsenoptik; asymmetrische strahlende Varianten: hochwertiger Reflektor mit mikrofacettierter, aluminiumbedampfter Oberfläche; passive Kühlung der LEDs durch optimierte Kühlkörpergeometrie; COB (Chip on Board) Technologie für höchste Effizienz (DOWNLIGHT); keine Mehrfachschatten; effiziente LEDs mit sehr guter Farbwiedergabe; Binning initial ≤ 2 oder ≤ 3 MacAdam; Lichtfarbe 2700 K, 3000 K oder 4000 K; CRI ≥ 90; L80 / 50 000 h; Schutzart IP 20; SK I (Anbauvarianten) bzw. SK II (Halbeinbauvarianten); Leuchte für Durchgangsverdrahtung; Konverter im Strahlerkopf integriert (Anbauvarianten) bzw. externer Konverter für Deckeneinwurf (Halbeinbauvarianten); wahlweise nicht dimmbar oder DALI-2 Steuerung; flimmerfreier Sehkomfort durch analoge Stromstärkenregelung (Minimalwert 1%)

SASSO 60 square
semi-recessed / ceiling

Quickinfo

2700 K, 3000 K, 4000 K
CRI ≥ 90 2-SDCM
L80 @ 50 000 h
up to 989 lm
non DIM, DALI-2

Types



Housing colours



Inset colours



Light distributions





wallwasher and
wallwasher floor inset

Order options

COLOUR TEMPERATURE

2700 K	4
3000 K	5
4000 K	6

CONTROL

non DIM	1
DALI-2	3

HOUSING COLOUR

white	7
black	1
gold	9

7 1 9

INSET COLOUR

white (UGR ≤ 22)	7
matt silver (UGR ≤ 19)	4
black (UGR ≤ 16)	1
gold (UGR ≤ 19)	9
copper (UGR ≤ 19)	6

7 4 1 9 6

BEAM ANGLE

spot 15°	S
medium 21°	M
flood 42°	F

Options on request

COLOUR RENDERING INDEX

CRI ≥ 95 2-SDCM





SASSO 60 square ceiling

UGR ≤ 16 | CRI ≥ 90 | 2-SDCM | 1 ADDR. | 220-240V

DOWNLIGHT

SYSTEM POWER	COLOUR TEMP.	LUMINOUS FLUX	ORDER CODE
12 W	2700 K	851 lm	048-3010
	3000 K	921 lm	
	4000 K	989 lm	

luminous flux white material colour, flood 42°

CRI ≥ 90 | 1 ADDR. | 220-240V

WALLWASHER

SYSTEM POWER	COLOUR TEMP.	LUMINOUS FLUX	ORDER CODE
11 W	2700 K	617 lm	048-3610 A
	3000 K	617 lm	
	4000 K	726 lm	

luminous flux white material colour

WALLWASHER / FLOOR

SYSTEM POWER	COLOUR TEMP.	LUMINOUS FLUX	ORDER CODE
11 W	2700 K	616 lm	048-3610 W
	3000 K	616 lm	
	4000 K	724 lm	

luminous flux white material colour



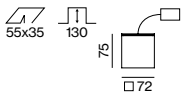

SASSO 60 square semi-recessed

UGR ≤ 16 | CRI ≥ 90 | 2-SDCM | 1 ADDR. | 220-240V

DOWNLIGHT

SYSTEM POWER	COLOUR TEMP.	LUMINOUS FLUX	ORDER CODE
12 W	2700 K	851 lm	048-3000
	3000 K	921 lm	
	4000 K	989 lm	

luminous flux white material colour, flood 42°

CRI ≥ 90 | 1 ADDR. | 220-240V

WALLWASHER

SYSTEM POWER	COLOUR TEMP.	LUMINOUS FLUX	ORDER CODE
11 W	2700 K	617 lm	048-3600 A
	3000 K	617 lm	
	4000 K	726 lm	

luminous flux white material colour

WALLWASHER / FLOOR

SYSTEM POWER	COLOUR TEMP.	LUMINOUS FLUX	ORDER CODE
11 W	2700 K	616 lm	048-3600 W
	3000 K	616 lm	
	4000 K	724 lm	

luminous flux white material colour

LIGHT DISTRIBUTION 4000 K, white

medium 21°

h (m)	E0° (lx)	ø (m)
1	4850	0.37
2	1210	0.75
3	539	1.12
4	303	1.50
5	194	1.87

flood 42°

h (m)	E0° (lx)	ø (m)
1	1780	0.76
2	445	1.53
3	198	2.29
4	111	3.04
5	71	3.80

wallwasher

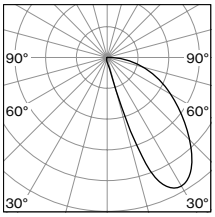

wallwasher floor

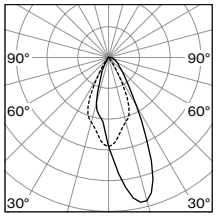

back



Description

EN Square ceiling mounted or semi-recessed spotlight made of aluminium; surface light inset matt silver, white, black, copper or gold; surface housing powder coated in white, black or gold; luminaire housing can be attached to mounting plate without tools by interlock; light inset 20° tiltable; UGR ≤ 16; passive cooling of LEDs with optimised heat sink geometry; COB (Chip on Board) technology for maximum efficiency; no multiple shadows; efficient LEDs with very good colour rendering; binning initial ≤ 2 MacAdam; light colour 2700 K, 3000 K or 4000 K; CRI ≥ 90; L80 / 50 000 h; incl. high quality lens system; precise radiation characteristic with four different beam angles; degree of protection IP 20; PC I (surface mounted versions) or PC II (semi-recessed versions); luminaire for through wiring; converter integrated into spotlight head (surface mounted versions) or external converter for ceiling insertion (semi-recessed versions); optionally non-dimmable or DALI-2 control; flicker-free visual comfort through analogue current control (minimum value 1%)

DE Quadratischer Deckenanbau- bzw. Halbeinbaustrahler aus Aluminium; Oberfläche Lichteinsatz matt silber, weiß, schwarz, kupfer oder gold; Oberfläche Gehäuse weiß, schwarz oder gold pulverbeschichtet; Leuchtenkörper mittels Verriegelung werkzeuglos auf Montageplatte aufsetzbar; Lichteinsatz 20° schwenkbar; UGR ≤ 16; passive Kühlung der LEDs durch optimierte Kühlkörpergeometrie; COB (Chip on Board) Technologie für höchste Effizienz; keine Mehrfachschatten; effiziente LEDs mit sehr guter Farbwiedergabe; Binning initial ≤ 2 MacAdam; Lichtfarbe 2700 K, 3000 K oder 4000 K; CRI ≥ 90; L80 / 50 000 h; inkl. hochwertiger Linsenoptik; präzise Abstrahlcharakteristik mit vier verschiedenen Ausstrahlwinkeln; Schutzart IP 20; SK I (Anbauvarianten) bzw. SK II (Halbeinbauvarianten); Leuchte für Durchgangsverdrahtung; Konverter im Strahlerkopf integriert (Anbauvarianten) bzw. externer Konverter für Deckeneinwurf (Halbeinbauvarianten); wahlweise nicht dimmbar oder DALI-2 Steuerung; flimmerfreier Sehkomfort durch analoge Stromstärkenregelung (Minimalwert 1%)

SASSO 100 square

semi-recessed / ceiling

Quickinfo

2700 K, 3000 K, 4000 K
CRI ≥ 90 2-SDCM
L80 @ 50 000 h
up to 2040 lm
non DIM, DALI-2

Types

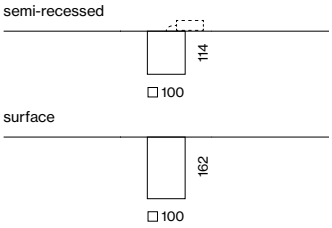

Housing colours



Inset colours



Light distributions



Order options

COLOUR TEMPERATURE

2700 K	4
3000 K	5
4000 K	6

CONTROL

non DIM	1
DALI-2	3

HOUSING COLOUR

white	7
black	1
gold	9

7 1 9

INSET COLOUR

white (UGR ≤ 22)	7
matt silver (UGR ≤ 19)	4
black (UGR ≤ 16)	1
gold (UGR ≤ 19)	9
copper (UGR ≤ 19)	6

7 4 1 9 6

BEAM ANGLE

spot 19°	S
medium 34°	M
flood 45°	F
wide flood 65°	W

Options on request

COLOUR RENDERING INDEX

CRI ≥ 95 2-SDCM

COLOUR TEMPERATURE

CWD 2000 – 3000 K

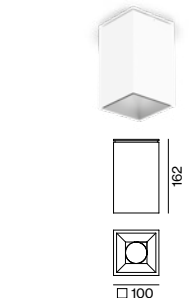

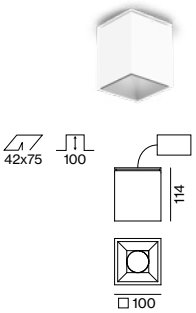

SASSO 100 square ceiling

20° | UGR ≤ 19 | CRI ≥ 90 | 2-SDCM | 1 ADDR. | 220-240 V

ADJUSTABLE

SYSTEM POWER	COLOUR TEMP.	LUMINOUS FLUX	ORDER CODE
20 W	2700 K	1740 lm	048-3310
	3000 K	1890 lm	
	4000 K	2040 lm	

luminous flux white material colour, wide flood 57°

SASSO 100 square semi-recessed

20° | UGR ≤ 19 | CRI ≥ 90 | 2-SDCM | 1 ADDR. | 220-240 V

ADJUSTABLE

SYSTEM POWER	COLOUR TEMP.	LUMINOUS FLUX	ORDER CODE
20 W	2700 K	1740 lm	048-3300
	3000 K	1890 lm	
	4000 K	2040 lm	

luminous flux white material colour, wide flood 57°

LIGHT DISTRIBUTION white, 4000 K

spot 19°

h (m)	E0° (lx)	ø (m)
1	13000	0.34
2	3260	0.68
3	1450	1.01
4	815	1.35
5	522	1.69

medium 34°

h (m)	E0° (lx)	ø (m)
1	6390	0.61
2	1600	1.21
3	710	1.82
4	399	2.43
5	256	3.03

flood 45°

h (m)	E0° (lx)	ø (m)
1	4210	0.83
2	1050	1.66
3	468	2.50
4	263	3.33
5	168	4.16

wide flood 65°

h (m)	E0° (lx)	ø (m)
1	2290	1.29
2	573	2.57
3	255	3.86
4	143	5.14
5	91	6.43

Optical accessories

HONEYCOMB LOUVER

TYPE	ORDER CODE
SASSO 100 square	007-1965198



Quickinfo

2700 K, 3000 K, 4000 K
CRI ≥ 90 2-SDCM
L80 @ 50 000 h
SASSO 60 up to 980 lm
SASSO 100 up to 1910 lm
non DIM, DALI-2

Types

suspended

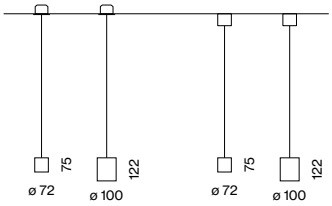

Housing colours



Inset colours



Light distributions

SASSO 60



SASSO 100



Description

EN Cylindrical spotlight made of aluminium; surface light inset matt silver, white, black, copper or gold; surface housing powder coated in white, black or gold; suspended luminaire with 1500 mm suspension; incl. feed (black or white); can be individually shortened; UGR ≤ 16; passive cooling of LEDs with optimised heat sink geometry; COB (Chip on Board) technology for maximum efficiency; no multiple shadows; efficient LEDs with very good colour rendering; binning initial ≤ 2 MacAdam; light colour 2700 K, 3000 K or 4000 K; CRI ≥ 90; L80 / 50 000 h; incl. high quality lens system; precise radiation characteristic with three (SASSO 60) or four (SASSO 100) different beam angles; degree of protection IP 20; PC I (power supply) or PC III (luminaire housing); canopy for through wiring; converter included in canopy; optionally non-dimmable or DALI-2 control; flicker-free visual comfort through analogue current control (minimum value 1%)

DE Zylindrischer Strahler aus Aluminium; Oberfläche Lichteinsatz matt silber, weiß, schwarz, kupfer oder gold; Oberfläche Gehäuse weiß, schwarz oder gold pulverbeschichtet; Pendelleuchte mit 1500 mm Pendelabhängung; inkl. Einspeiseleitung (schwarz oder weiß); beliebig kürzbar; UGR ≤ 16; passive Kühlung der LEDs durch optimierte Kühlkörpergeometrie; COB (Chip on Board) Technologie für höchste Effizienz; keine Mehrfachschatten; effiziente LEDs mit sehr guter Farbwiedergabe; Binning initial ≤ 2 MacAdam; Lichtfarbe 2700 K, 3000 K oder 4000 K; CRI ≥ 90; L80 / 50 000 h; inkl. hochwertiger Linsenoptik; präzise Abstrahlcharakteristik mit drei (SASSO 60) bzw. vier (SASSO 100) verschiedenen Ausstrahlwinkeln; Schutzart IP 20; SK I (Netzversorgung) bzw. SK III (Leuchtenkörper); Baldachin für Durchgangsverdrahtung; Konverter im Baldachin enthalten; wahlweise nicht dimmbar oder DALI-2 Steuerung; flimmerfreier Sehkomfort durch analoge Stromstärkenregelung (Minimalwert 1%)

SASSO 60 / 100 round

suspended

Order options

COLOUR TEMPERATURE

2700 K	4
3000 K	5
4000 K	6

CONTROL

non DIM	1
DALI-2	3

HOUSING COLOUR

white	7
black	1
gold	9

7 1 9

INSET COLOUR

white (UGR ≤ 22)	7
matt silver (UGR ≤ 19)	4
black (UGR ≤ 16)	1
gold (UGR ≤ 19)	9
copper (UGR ≤ 19)	6

7 4 1 9 6

BEAM ANGLE SASSO 60

spot 15°	S
medium 21°	M
flood 42°	F

BEAM ANGLE SASSO 100

spot 19°	S
medium 34°	M
flood 45°	F
wide flood 65°	W

Options on request

COLOUR RENDERING INDEX

CRI ≥ 95 2-SDCM

MOUNTING

recessed canopy

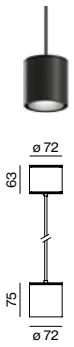

SASSO 60 round suspended

UGR ≤ 16 | CRI ≥ 90 | 2-SDCM | DALI 1 ADDR. | 220-240 V

DOWNLIGHT

SYSTEM POWER	COLOUR TEMP.	LUMINOUS FLUX	ORDER CODE
12 W	2700 K	828 lm	048-3120
	3000 K	895 lm	
	4000 K	962 lm	

luminous flux white material colour, flood 42°

LIGHT DISTRIBUTION 4000 K, white

medium 21°

h (m)	E0° (lx)	ø (m)
1	4730	0.37
2	1183	0.74
3	526	1.11
4	296	1.48
5	189	1.85

flood 42°

h (m)	E0° (lx)	ø (m)
1	1731	0.76
2	433	1.52
3	192	2.28
4	108	3.04
5	69	3.80

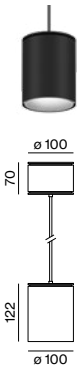

SASSO 100 round suspended

UGR ≤ 19 | CRI ≥ 90 | 2-SDCM | DALI 1 ADDR. | 220-240 V

DOWNLIGHT

SYSTEM POWER	COLOUR TEMP.	LUMINOUS FLUX	ORDER CODE
20 W	2700 K	1630 lm	048-3420
	3000 K	1770 lm	
	4000 K	1910 lm	

luminous flux white material colour, flood 39°

LIGHT DISTRIBUTION 4000 K, white

spot 19°

h (m)	E0° (lx)	ø (m)
1	13000	0.34
2	3260	0.68
3	1450	1.01
4	815	1.35
5	522	1.69

medium 34°

h (m)	E0° (lx)	ø (m)
1	6390	0.61
2	1600	1.21
3	710	1.82
4	399	2.43
5	256	3.03

flood 45°

h (m)	E0° (lx)	ø (m)
1	4210	0.83
2	1050	1.66
3	468	2.50
4	263	3.33
5	168	4.16

wide flood 65°

h (m)	E0° (lx)	ø (m)
1	2290	1.29
2	573	2.57
3	255	3.86
4	143	5.14
5	91	6.43

Optical accessories

HONEYCOMB LOUVER

TYPE	ORDER CODE
SASSO 100 round	007-1965198

back





Description

EN Cylindrical or square spotlight made of aluminium; surface light inset matt silver, white, black, copper or gold; surface housing powder coated in white, black or gold; spotlight head (cylindrical versions) 360° rotatable and 30° tiltable; choice of single lamp or double lamps; surface mounted housing in aluminium incl. converter; mounting plate with pre-assembled converter unit can be pre-mounted; luminaire housing can be attached without tools by interlock; UGR ≤ 16; passive cooling of LEDs with optimised heat sink geometry; COB (Chip on Board) technology for maximum efficiency; no multiple shadows; efficient LEDs with very good colour rendering; binning initial ≤ 2 MacAdam; light colour 2700 K, 3000 K or 4000 K; CRI ≥ 90; L80 / 50 000 h; incl. high quality lens system; precise radiation characteristic with three different beam angles; degree of protection IP 20; PC I (power supply) or PC III (luminaire housing); luminaire for through wiring; optionally non-dimmable or DALI-2 control; flicker-free visual comfort through analogue current control (minimum value 1%)

DE Zylindrischer bzw. quadratischer Strahler aus Aluminium; Oberfläche Lichteinsatz matt silber, weiß, schwarz, kupfer oder gold; Oberfläche Gehäuse weiß, schwarz oder gold pulverbeschichtet; Strahlerkopf (zylindr. Varianten) 360° dreh- und 30° schwenkbar; wahlweise einflammig oder zweiflammig; Anbaugehäuse aus Aluminium inkl. Konverter; Montageplatte mit vormontierter Konvertereinheit vorab montierbar; Leuchtenkörper mittels Verriegelung werkzeuglos aufsetzbar; UGR ≤ 16; passive Kühlung der LEDs durch optimierte Kühlkörpergeometrie; COB (Chip on Board) Technologie für höchste Effizienz; keine Mehrfachschatten; effiziente LEDs mit sehr guter Farbwiedergabe; Binning initial ≤ 2 MacAdam; Lichtfarbe 2700 K, 3000 K oder 4000 K; CRI ≥ 90; L80 / 50 000 h; inkl. hochwertiger Linsenoptik; präzise Abstrahlcharakteristik mit drei verschiedenen Ausstrahlwinkeln; Schutzart IP 20; SK I (Netzversorgung) bzw. SK III (Leuchtenkörper); Leuchte für Durchgangsverdrahtung; wahlweise nicht dimmbar oder DALI-2 Steuerung; flimmerfreier Sehkomfort durch analoge Stromstärkenregelung (Minimalwert 1%)

SASSO 60 base
ceiling

Quickinfo

2700 K, 3000 K, 4000 K
CRI ≥ 90 2-SDCM
L80 @ 50 000 h
SASSO round up to 2 × 978 lm
SASSO square up to 1010 lm
non DIM, DALI-2

Types

round

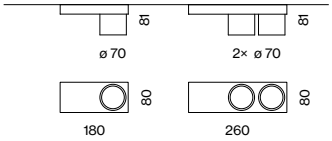

square

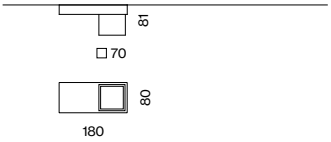

Housing colours



Inset colours



Light distributions



Order options

COLOUR TEMPERATURE

2700 K	4
3000 K	5
4000 K	6

CONTROL

non DIM	1
DALI-2	3

HOUSING COLOUR

white	7
black	1
gold	9

7 1 9

INSET COLOUR

white (UGR ≤ 22)	7
matt silver (UGR ≤ 19)	4
black (UGR ≤ 16)	1
gold (UGR ≤ 19)	9
copper (UGR ≤ 19)	6

7 4 1 9 6

BEAM ANGLE

spot 15°	S
medium 21°	M
flood 42°	F

Options on request

COLOUR RENDERING INDEX

CRI ≥ 95 2-SDCM

REFLECTOR

wallwasher



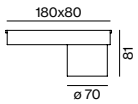

SASSO 60 base round

360° 30° | UGR ≤ 16 | CRI ≥ 90 | 2-SDCM | 220-240V

ADJUSTABLE 1 LAMP

SYSTEM POWER	COLOUR TEMP.	LUMINOUS FLUX	ORDER CODE
12 W	2700 K	841 lm	048-3130
	3000 K	910 lm	
	4000 K	978 lm	

luminous flux white material colour, flood 42°

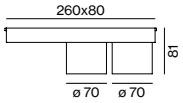

ADJUSTABLE 2 LAMPS

SYSTEM POWER	COLOUR TEMP.	LUMINOUS FLUX	ORDER CODE
2×12 W	2700 K	2×841 lm	048-3140
	3000 K	2×910 lm	
	4000 K	2×978 lm	

luminous flux white material colour, flood 42°

LIGHT DISTRIBUTION 4000 K, white

medium 21°

h (m)	E0° (lx)	ø (m)
1	4812	0.37
2	1203	0.74
3	535	1.11
4	301	1.48
5	192	1.85

flood 42°

h (m)	E0° (lx)	ø (m)
1	1760	0.76
2	440	1.52
3	196	2.28
4	110	3.04
5	70	3.80



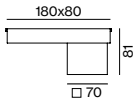

SASSO 60 base square

UGR ≤ 16 | CRI ≥ 90 | 2-SDCM | 220-240V

DOWNLIGHT 1 LAMP

SYSTEM POWER	COLOUR TEMP.	LUMINOUS FLUX	ORDER CODE
12 W	2700 K	865 lm	048-3030
	3000 K	936 lm	
	4000 K	1010 lm	

luminous flux white material colour, flood 42°

LIGHT DISTRIBUTION 4000 K, white

medium 21°

h (m)	E0° (lx)	ø (m)
1	4932	0.37
2	1233	0.74
3	548	1.11
4	308	1.48
5	197	1.85

flood 42°

h (m)	E0° (lx)	ø (m)
1	1810	0.76
2	453	1.52
3	201	2.28
4	113	3.04
5	72	3.80



Quickinfo

2700 K, 3000 K, 4000 K
CRI ≥ 90 2-SDCM
L80 @ 50 000 h
SASSO 60 up to 2 × 747 lm
SASSO 100 up to 2 × 1250 lm
non DIM, DALI-2

Types

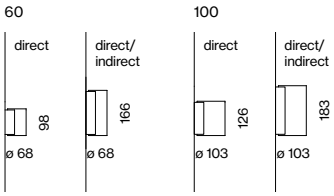

Housing colours



Inset colours



Light distributions



Description

EN Cylindrical wall surface mounted luminaire made of aluminium; surface light inset matt silver, white, black, copper or gold; surface housing powder coated in white, black or gold; passive cooling of LEDs with optimised heat sink geometry; COB (Chip on Board) technology for maximum efficiency; no multiple shadows; efficient LEDs with very good colour rendering; binning initial ≤ 2 MacAdam; available in the light colours 2700 K, 3000 K and 4000 K; CRI ≥ 90; min. 80 % of the luminous flux after 50 000 hours; incl. high quality lens system; optionally symmetric direct or direct / indirect light distribution; homogeneous wall or ceiling illumination through uniform light distribution; installation of variant DIRECT optionally for floor or ceiling illumination; degree of protection IP 20; PC I; optionally non-dimmable or DALI-2 control; flicker-free visual comfort through analogue current control (minimum value 1%)

DE Zylindrische Wandanbauleuchte aus Aluminium; Oberfläche Lichteinsatz matt silber, weiß, schwarz, kupfer oder gold; Oberfläche Gehäuse weiß, schwarz oder gold pulverbeschichtet; passive Kühlung der LEDs durch optimierte Kühlkörpergeometrie; COB (Chip on Board) Technologie für höchste Effizienz; keine Mehrfachschatten; effiziente LEDs mit sehr guter Farbwiedergabe; Binning initial ≤ 2 MacAdam; lieferbar in den Lichtfarben 2700 K, 3000 K und 4000 K; CRI ≥ 90; min. 80 % des Lichtstromes nach 50 000 h Lebensdauer; inkl. hochwertiger Linsenoptik; wahlweise symmetrisch direkte oder direkt / indirekte Abstrahlcharakteristik; homogene Wand- bzw. Deckenaufhellung durch gleichmäßige Lichtverteilung; Montage Variante DIRECT wahlweise zur Boden- oder Deckenaufhellung; Schutzart IP 20; SK I; wahlweise nicht dimmbar oder DALI-2 Steuerung; flimmerfreier Sehkomfort durch analoge Stromstärkenregelung (Minimalwert 1%)

SASSO 60 / 100 round

wall

Order options

COLOUR TEMPERATURE

2700 K	4
3000 K	5
4000 K	6

CONTROL

non DIM	1
DALI-2	3

HOUSING COLOUR

white	7
black	1
gold	9

7 1 9

INSET COLOUR

white	7
matt silver	4
black	1
gold	9
copper	6

7 4 1 9 6

BEAM ANGLE

opal lens

Options on request

COLOUR RENDERING INDEX

CRI ≥ 95 2-SDCM



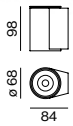

SASSO 60 round wall

CRI ≥90 | 2-SDCM | 1 ADDR. | 220-240 V

DIRECT

SYSTEM POWER	COLOUR TEMP.	LUMINOUS FLUX	ORDER CODE
11 W	2700 K	667 lm	048-3150
	3000 K	704 lm	
	4000 K	747 lm	

luminous flux white material colour

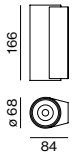

DIRECT / INDIRECT

SYSTEM POWER	COLOUR TEMP.	LUMINOUS FLUX	ORDER CODE
2 × 11 W	2700 K	2 × 667 lm	048-3160
	3000 K	2 × 704 lm	
	4000 K	2 × 747 lm	

luminous flux white material colour



SASSO 100 round wall

CRI ≥90 | 2-SDCM | 1 ADDR. | 220-240 V

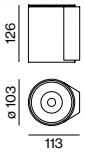

DIRECT

SYSTEM POWER	COLOUR TEMP.	LUMINOUS FLUX	ORDER CODE
20 W	2700 K	1140 lm	048-3450
	3000 K	1190 lm	
	4000 K	1250 lm	

luminous flux white material colour

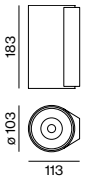

DIRECT / INDIRECT

SYSTEM POWER	COLOUR TEMP.	LUMINOUS FLUX	ORDER CODE
2 × 20 W	2700 K	2 × 1140 lm	048-3460
	3000 K	2 × 1190 lm	
	4000 K	2 × 1250 lm	

luminous flux white material colour

LIGHT DISTRIBUTION

opal lens

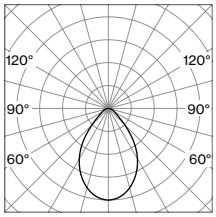

direct

opal lens

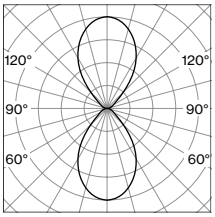

direct / indirect

Optical accessories

HONEYCOMB LOUVER

TYPE	ORDER CODE
SASSO 100 round	007-1965198

The exquisite choice







SASSO PRO

EN The high-quality reflector ensures a particularly even light pattern and professional glare control. Its exclusive design and high-quality appearance make SASSO the ideal spotlight on the shop floor. All versions of SASSO can be rotated through 360°, the adjustable version can also be swivelled by up to 35° around the horizontal central axis. This means light can be flexibly redirected even after installation, according to the shop concept. Thanks to its exchangeable light insets, the spotlight can be installed or exchanged quickly and without tools in different housings using a ball catch system. SASSO is available in various sizes, colours, and with optical accessories. For the light colours, you can choose between 2700 K, 3000 K, 4000 K, or the dynamic gradient Colour Warm Dimming and Tunable White variants.

DE Der hochwertige Reflektor sorgt für ein besonders gleichmäßiges Lichtbild und professionelle Entblendung. Sein exklusives Design und hochwertiges Erscheinungsbild macht SASSO zum idealen Strahler im Shopbereich. Alle Varianten von SASSO können um 360° gedreht werden, die Adjustable-Ausführung ist zusätzlich um bis zu 35° um die horizontale Mittelachse schwenkbar. Dadurch kann Licht auch nach der Installation flexibel gelenkt werden – je nach Shop-Konzept. Durch seine tauschbaren Lichteinsätze kann der Spot schnell und werkzeuglos mittels Kugelschnappverschluss in unterschiedliche Gehäuse eingebaut oder getauscht werden. SASSO ist in verschiedenen Größen, Farben und mit optischen Accessoires erhältlich. Bei den Lichtfarben haben Sie die Auswahl zwischen 2700 K, 3000 K, 4000 K oder den dynamischen Verlaufsvarianten Colour Warm Dimming und Tunable White.

Types



80 100

Mountings

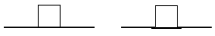

trimless recessed | with trim recessed

Light distribution



spotlight

SASSO PRO
OVERVIEW

Light engines

	SASSO PRO 80 flush	**SASSO PRO 80** downlight	**SASSO PRO 100** flush
			
	6.5 W CWD, 8.4 W, 12 W	6.5 W CWD, 12 W	15 W CWD, 15 W, 27 W, 31 W TW
	up to 88 lm/W	up to 88 lm/W	up to 111 lm/W
	up to 1050 lm	up to 1050 lm	up to 3000 lm
	2700 K, 3000 K, 4000 K, CWD	2700 K, 3000 K, 4000 K, CWD	2700 K, 3000 K, 4000 K, CWD, TW
	27°, 37°	25°, 36°	18°, 24°, 36°, 55°
	ø 80 mm / H 83 mm	ø 80 mm / H 93 mm	ø 98 mm / H 106 mm
Mounting housings			
SASSO round trimless	 ➔ 74	 ➔ 78	 ➔ 76
SASSO round trim	 ➔ 74	 ➔ 78	 ➔ 76
SASSO square trim	 ➔ 74	 ➔ 78	 ➔ 76
KARO square trimless	 ➔ 84		 ➔ 86
KARO square trim	 ➔ 84		 ➔ 86
INVISIBLE round 1 lamp trimless	 ➔ 90		
INVISIBLE round 2 lamps trimless	 ➔ 90		
INVISIBLE square 1 lamp trimless	 ➔ 92		
INVISIBLE square 2 lamps trimless	 ➔ 92		
BUBBLE round 1 lamp trimless	 ➔ 94		

SASSO PRO 100
downlight



15 W CWD, 15 W, 27 W, 31 W TW
up to 99 lm/W
up to 2320 lm
2700 K, 3000 K, 4000 K, CWD, TW
18°, 24°, 36°, 55°
ø 98 mm / H 114 mm



➔ 80



➔ 80



➔ 80

back





Quickinfo

2700 K, 3000 K, 4000 K, CWD
CRI ≥ 90
L90 @ 50 000 h
up to 1050 lm
non DIM, DALI-2

Types



Colours



Light distributions



Description

EN Round recessed spotlight in die-cast aluminium; installation without tools in mounting set with ball catch system; 360° rotatable and 35° tiltable; surface white, silver-grey, black or gold powder coated; installation possible in different housings; optionally with recessed lighting level; optical attachments available as accessories; passive cooling of LEDs with optimised heat sink geometry; COB (Chip on Board) technology or high power LEDs for maximum efficiency; no multiple shadows; energy-efficient LEDs with very good colour rendering; binning initial ≤ 3 MacAdam; available in the light colours 2700 K, 3000 K and 4000 K; optional with CWD (Colour Warm Dimming); CRI ≥ 90; min. 90 % of the luminous flux after 50 000 hours; with optional high-quality lens system with precise radiation characteristic; and high-quality reflector with spherical facet effect design, precise radiation characteristic with two different beam angles; installed and exchanged without tools; degree of protection IP 20; PC II; optionally non-dimmable or DALI-2 control

DE Runder Einbaustrahler aus Aluminiumdruckguss; werkzeuglose Montage im Montageset durch Kugelschnappsystem; 360° dreh- und 35° schwenkbar; Oberfläche weiß, silbergrau, schwarz oder gold pulverbeschichtet; Einbau in unterschiedlichen Gehäusen möglich; optional mit zurückversetzter Leuchtenebene; optische Aufsätze sind als Zubehör erhältlich; passive Kühlung der LEDs durch optimierte Kühlkörpergeometrie; mit COB (Chip on Board) Technologie bzw. High-Power-LEDs für höchste Effizienz; keine Bildung von Mehrfachschatten; energieeffiziente LEDs mit sehr guter Farbwiedergabe; Binning initial ≤ 3 MacAdam; lieferbar in den Lichtfarben 2700 K, 3000 K und 4000 K; optional mit CWD (Colour Warm Dimming); CRI ≥ 90; min. 90 % des Lichtstromes nach 50 000 h Lebensdauer; wahlweise mit hochwertiger Linsenoptik mit präziser Abstrahlcharakteristik; bzw. hochwertiger Reflektor mit sphärischer Facettenoptik, präzise Abstrahlcharakteristik mit zwei verschiedenen Ausstrahlwinkeln; werkzeuglos einsetz- bzw. austauschbar; Schutzart IP 20; SK II; wahlweise nicht dimmbar oder DALI-2 Steuerung

SASSO PRO 80 flush / offset

recessed

Order options

COLOUR TEMPERATURE

2700 K	4
3000 K	5
4000 K	6
CWD 1800–2700 K	

CONTROL

non DIM	1
DALI-2	3

MATERIAL COLOUR

white	7
silver-grey	G
black	8
gold	9

7 G 8 9

LENS

super spot 6° (only 8.4 W non DIM)	V

BEAM ANGLE

medium 27°	M
flood 37°	F



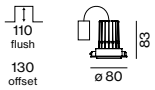

SASSO PRO 80

360° 35° | CRI ≥ 90 | DALI 1 ADDR. | 220-240 V | CB

SPOTLIGHT ADJUSTABLE

SYSTEM POWER	COLOUR TEMP.	LUMINOUS FLUX	ORDER CODE
8.4 W	2700 K	633 lm	048-2310 1
	3000 K	658 lm	
	4000 K	703 lm	
12 W	2700 K	948 lm	048-2312
	3000 K	983 lm	
	4000 K	1050 lm	

luminous flux medium 27°

SYSTEM POWER	LUMINOUS FLUX	ORDER CODE
6.5 W CWD 1800–2700 K	342 lm	048-2310E3 M

LIGHT DISTRIBUTION 4000 K

super spot 6° 8 W

h (m)	E0° (lx)	ø (m)
1	23400	0.11
2	5850	0.21
3	2600	0.32
4	1460	0.43
5	937	0.53

medium 27° 12 W

h (m)	E0° (lx)	ø (m)
1	2710	0.48
2	677	0.96
3	301	1.44
4	169	1.92
5	108	2.40

flood 37° 12 W

h (m)	E0° (lx)	ø (m)
1	1960	0.68
2	489	1.36
3	217	2.03
4	122	2.71
5	78	3.39

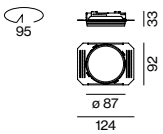

Mounting accessories

TRIMLESS MOUNTING SET
for installation in plasterboard ceilings 12.5/15/25 mm

TYPE	ORDER CODE
flush	052-1921327
offset 17 mm	052-1931327

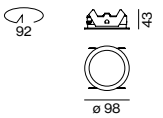

ROUND MOUNTING SET WITH TRIM
for intermediate ceilings 2–25 mm

TYPE	ORDER CODE
flush	052-1922327
offset 17 mm	052-1932327

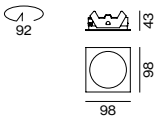

SQUARE MOUNTING SET WITH TRIM
for intermediate ceilings 2–25 mm

TYPE	ORDER CODE
flush	052-1942317
offset 17 mm	052-1952317



CONCRETE MOUNTING HOUSING

TYPE	L/Ø·W·H (mm)	ORDER CODE
exposed concrete ceilings*	229·227·160	060-00080
primed concrete ceilings**	ø240·400·130	052-1914320

*only for flush mounting **order mounting set separately

Optical accessories



TYPE	ORDER CODE
honeycomb louver	048-2091317
linear prismatic lens	048-2092317
snoot	048-2091117
snoot with honeycomb louver	048-2091217

use only 1 optical accessory

back





Quickinfo

2700 K, 3000 K, 4000 K, CWD, TW
CRI ≥ 90
L80 @ 50 000 h
up to 3000 lm
non DIM, DALI-2

Types

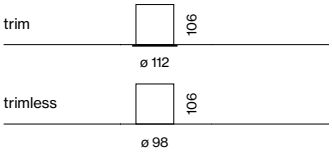

Colours



Light distributions



Description

EN Round recessed spotlight in die-cast aluminium; installation without tools in mounting set with ball catch system; 360° rotatable and 35° tiltable; surface white, silver-grey, black or gold powder coated; installation possible in different housings; optionally with recessed lighting level; optical attachments available as accessories; passive cooling of LEDs with optimised heat sink geometry; COB (Chip on Board) technology for maximum efficiency; no multiple shadows; energy-efficient LEDs with very good colour rendering; binning initial ≤ 3 MacAdam; available in the light colours 2700 K, 3000 K, 4000 K and tunable white (1800 – 3000 K or 2700 – 6500 K); optional with CWD (Colour Warm Dimming); CRI ≥ 90; min. 80 % of the luminous flux after 50 000 hours; precise radiation characteristic with four different beam angles; installed and exchanged without tools; degree of protection IP 20; PC II; optionally non-dimmable or DALI-2 control

DE Runder Einbaustrahler aus Aluminiumdruckguss; werkzeuglose Montage im Montageset durch Kugelschnappsystem; 360° dreh- und 35° schwenkbar; Oberfläche weiß, silbergrau, schwarz oder gold pulverbeschichtet; Einbau in unterschiedlichen Gehäusen möglich; optional mit zurückversetzter Leuchtenebene; optische Aufsätze sind als Zubehör erhältlich; passive Kühlung der LEDs durch optimierte Kühlkörpergeometrie; COB (Chip on Board) Technologie für höchste Effizienz; keine Bildung von Mehrfachschatten; energieeffiziente LEDs mit sehr guter Farbwiedergabe; Binning initial ≤ 3 MacAdam; lieferbar in den Lichtfarben 2700 K, 3000 K, 4000 K und Tunable White (1800 – 3000 K oder 2700 – 6500 K); optional mit CWD (Colour Warm Dimming); CRI ≥ 90; min. 80 % des Lichtstromes nach 50 000 h Lebensdauer; präzise Abstrahlcharakteristik mit vier verschiedenen Ausstrahlwinkeln; werkzeuglos einsetz- bzw. austauschbar; Schutzart IP 20; SK II; wahlweise nicht dimmbar oder DALI-2 Steuerung

SASSO PRO 100 flush / offset
recessed

Order options

COLOUR TEMPERATURE

2700 K	4
3000 K	5
4000 K	6
CWD 2000–3000 K	
TW 1800–3000 K	
TW 2700–6500 K	

CONTROL

non DIM	1
DALI-2	3

MATERIAL COLOUR

white	7
silver-grey	G
black	8
gold	9

7 G 8 9

REFLECTOR

spot 18° (not for HO version)	S
medium 24°	M
flood 36°	F
wide flood 55° (not for HO vers.)	W



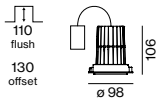

SASSO PRO 100

360° 35° | CRI ≥90 | DALI 1 ADDR. | 220-240 V | CB

SPOTLIGHT ADJUSTABLE

SYSTEM POWER	COLOUR TEMP.	LUMINOUS FLUX	ORDER CODE
15 W	2700 K	1360 lm	048-2410
	3000 K	1410 lm	
	4000 K	1510 lm	
27 W	2700 K	2140 lm	048-2412
	3000 K	2220 lm	
	4000 K	2370 lm	
27 W HO	2700 K	2790 lm	048-2413
	3000 K	2810 lm	
	4000 K	3000 lm	

luminous flux spot 18° (15 W, 27 W), medium 24° (27W HO)

SYSTEM POWER	LUMINOUS FLUX	ORDER CODE
15 W CWD 2000–3000 K	1030 lm	048-2411E3F
31 W TW 1800–3000 K	2150 lm	048-2412L3F
31 W TW 2700–6500 K	2960 lm	048-2412D3F

LIGHT DISTRIBUTION for 27 W, 4000 K

spot 18°

h (m)	E0° (lx)	ø (m)
1	15200	0.31
2	3790	0.62
3	1680	0.93
4	947	1.24
5	606	1.55

medium 24°

h (m)	E0° (lx)	ø (m)
1	9810	0.42
2	2450	0.84
3	1090	1.27
4	613	1.69
5	392	2.11

flood 36°

h (m)	E0° (lx)	ø (m)
1	5750	0.65
2	1440	1.31
3	639	1.96
4	359	2.61
5	230	3.27

Mounting accessories

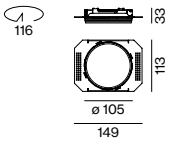

TRIMLESS MOUNTING SET

for installation in plasterboard ceilings 12.5/15/25 mm

TYPE	ORDER CODE
flush	052-192144 7
offset 17 mm	052-193144

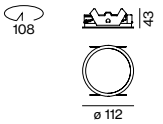

ROUND MOUNTING SET WITH TRIM

for intermediate ceilings 2–25 mm

TYPE	ORDER CODE
flush	052-192244
offset 17 mm	052-193244

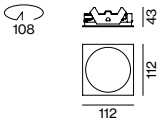

SQUARE MOUNTING SET WITH TRIM

for intermediate ceilings 2–25 mm

TYPE	ORDER CODE
flush	052-194241
offset 17 mm	052-195241



CONCRETE MOUNTING HOUSING

for 15 W version

TYPE	L/Ø·W·H (mm)	ORDER CODE
exposed concrete ceilings*	229·227·160	052-191341 0
primed concrete ceilings**	ø240·400·130	052-191442 0

*only for flush mounting **order mounting set separately

Optical accessories



TYPE	ORDER CODE
honeycomb louver	048-219131
linear prismatic lens	048-219231
snoot	048-219111
snoot with honeycomb louver	048-219121

use only 1 optical accessory

back







Quickinfo

2700 K, 3000 K, 4000 K, CWD
CRI ≥ 90
L90 @ 50 000 h
up to 1050 lm
non DIM, DALI-2
↧ IP44/↥ IP20

Types

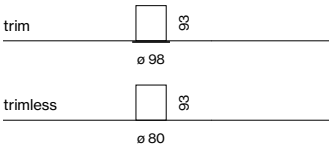

Colours



Light distributions



Description

EN Round recessed spotlight in die-cast aluminium; installation without tools in mounting set with ball catch system; polished chrome surface, high gloss gold, high gloss copper, high gloss black or matt white; installation possible in different housings; passive cooling of LEDs with optimised heat sink geometry; COB (Chip on Board) technology for maximum efficiency; no multiple shadows; energy-efficient LEDs with very good colour rendering; binning initial ≤ 3 MacAdam; available in the light colours 2700 K, 3000 K and 4000 K; optional with CWD (Colour Warm Dimming); CRI ≥ 90; min. 90% of the luminous flux after 50 000 hours; high quality reflector with spherical facet finish; precise radiation characteristic with two different beam angles; installed and exchanged without tools; degree of protection from below IP 20 or IP 44 (from above IP 20); PC II; optionally non-dimmable or DALI-2 control

DE Runder Einbaustrahler aus Aluminiumdruckguss; werkzeuglose Montage im Montageset durch Kugelschnappsystem; Oberfläche chrom poliert, gold Hochglanz, kupfer Hochglanz, schwarz Hochglanz oder weiß matt; Einbau in unterschiedlichen Gehäusen möglich; passive Kühlung der LEDs durch optimierte Kühlkörpergeometrie; COB (Chip on Board) Technologie für höchste Effizienz; keine Bildung von Mehrfachschatten; energieeffiziente LEDs mit sehr guter Farbwiedergabe; Binning initial ≤ 3 MacAdam; lieferbar in den Lichtfarben 2700 K, 3000 K und 4000 K; optional mit CWD (Colour Warm Dimming); CRI ≥ 90; min. 90 % des Lichtstromes nach 50 000 h Lebensdauer; hochwertiger Reflektor mit sphärischer Facettenoptik; präzise Abstrahlcharakteristik mit zwei verschiedenen Ausstrahlwinkeln; werkzeuglos einsetz- bzw. austauschbar; Schutzart IP 20 oder IP 44 unten (oben IP 20); SK II; wahlweise nicht dimmbar oder DALI-2 Steuerung

SASSO PRO 80 downlight

recessed

Order options

COLOUR TEMPERATURE

2700 K	4
3000 K	5
4000 K	6
CWD 1800–2700 K	

CONTROL

non DIM	1
DALI-2	3

MATERIAL COLOUR

white matt	7
chrome	4
black-chrome high-gloss	1
copper high-gloss	6
gold high-gloss	9



REFLECTOR

medium 25°	M
flood 36°	F



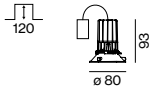

SASSO PRO 80

UGR ≤ 19 | CRI ≥ 90 | DALI 1 ADDR. | 220-240 V | CB

DOWNLIGHT (IP 20)

SYSTEM POWER	COLOUR TEMP.	LUMINOUS FLUX	ORDER CODE
12 W	2700 K	949 lm	048-2372
	3000 K	984 lm	
	4000 K	1050 lm	

luminous flux medium 25°

SYSTEM POWER	LUMINOUS FLUX	ORDER CODE
6.5 W CWD 1800–2700 K	352 lm	048-2370E3M

UGR ≤ 19 | CRI ≥ 90 | DALI 1 ADDR. | 220-240 V | IP20 / IP44

DOWNLIGHT (↧ IP 44 / ↥ IP 20)

SYSTEM POWER	COLOUR TEMP.	LUMINOUS FLUX	ORDER CODE
12 W	3000 K	979 lm	848-23725 4F

LIGHT DISTRIBUTION for 12 W, 4000 K

medium 25°

h (m)	E0° (lx)	ø (m)
1	2930	0.44
2	731	0.88
3	325	1.32
4	183	1.76
5	117	2.21

flood 36°

h (m)	E0° (lx)	ø (m)
1	2050	0.65
2	513	1.30
3	228	1.95
4	128	2.60
5	82	3.25

Mounting accessories

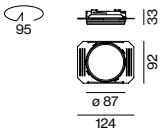

TRIMLESS MOUNTING SET

for installation in plasterboard ceilings 12.5/15/25 mm

COLOUR	ORDER CODE
white	052-1921327

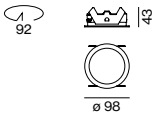

ROUND MOUNTING SET WITH TRIM

for intermediate ceilings 2–25 mm

COLOUR	ORDER CODE
silver-grey	052-192232G
white	052-1922327
black	052-1922328
gold	052-1922329

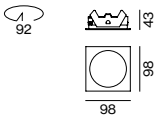

SQUARE MOUNTING SET WITH TRIM

for intermediate ceilings 2–25 mm

COLOUR	ORDER CODE
silver-grey	052-194231G
white	052-1942317
black	052-1942318
gold	052-1942319



CONCRETE MOUNTING HOUSING

TYPE	L·W·H (mm)	ORDER CODE
exposed concrete ceilings	229·227·160	060-00080
primed concrete ceilings*	ø240·400·130	052-1914320

*order mounting set separately

back





Quickinfo

2700 K, 3000 K, 4000 K, CWD, TW
CRI ≥ 90
L80 @ 50 000 h
up to 2320 lm
non DIM, DALI-2
↧ IP44/↥ IP20

Types

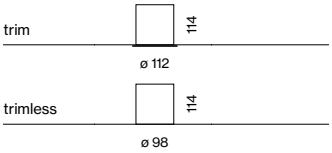

Colours



Light distributions



Description

EN Round recessed spotlight in die-cast aluminium; installation without tools in mounting set with ball catch system; polished chrome surface, high gloss gold, high gloss copper, high gloss black or matt white; installation possible in different housings; passive cooling of LEDs with optimised heat sink geometry; COB (Chip on Board) technology for maximum efficiency; no multiple shadows; energy-efficient LEDs with very good colour rendering; binning initial ≤ 3 MacAdam; available in the light colours 2700 K, 3000 K, 4000 K and tunable white (1800 – 3000 K or 2700 – 6500 K); optional with CWD (Colour Warm Dimming); CRI ≥ 90; min. 80 % of the luminous flux after 50 000 hours; high quality reflector with spherical facet finish; precise radiation characteristic with three different beam angles; installed and exchanged without tools; degree of protection from below IP 20 or IP 44 (from above IP 20); PC II; optionally non-dimmable or DALI-2 control

DE Runder Einbaustrahler aus Aluminiumdruckguss; werkzeuglose Montage im Montageset durch Kugelschnappsystem; Oberfläche chrom poliert, gold Hochglanz, kupfer Hochglanz, schwarz Hochglanz oder weiß matt; Einbau in unterschiedlichen Gehäusen möglich; passive Kühlung der LEDs durch optimierte Kühlkörpergeometrie; COB (Chip on Board) Technologie für höchste Effizienz; keine Bildung von Mehrfachschatten; energieeffiziente LEDs mit sehr guter Farbwiedergabe; Binning initial ≤ 3 MacAdam; lieferbar in den Lichtfarben 2700 K, 3000 K, 4000 K und Tunable White (1800 – 3000 K oder 2700 – 6500 K); optional mit CWD (Colour Warm Dimming); CRI ≥ 90; min. 80 % des Lichtstromes nach 50 000 h Lebensdauer; hochwertiger Reflektor mit sphärischer Facettenoptik; präzise Abstrahlcharakteristik mit drei verschiedenen Ausstrahlwinkeln; werkzeuglos einsetz- bzw. austauschbar; Schutzart IP 20 oder IP 44 unten (oben IP 20); SK II; wahlweise nicht dimmbar oder DALI-2 Steuerung

SASSO PRO 100 downlight
recessed

Order options

COLOUR TEMPERATURE

2700 K	4
3000 K	5
4000 K	6
CWD 2000–3000 K	
TW 1800–3000 K	
TW 2700–6500 K	

CONTROL

non DIM	1
DALI-2	3

MATERIAL COLOUR

white matt	7
chrome	4
black-chrome high-gloss	1
copper high-gloss	6
gold high-gloss	9

7 4 1 6 9

REFLECTOR

spot 16°	S
medium 24°	M
flood 39°	F



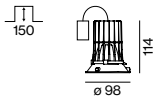

SASSO PRO 100

UGR ≤ 19 | CRI ≥ 90 | DALI 1 ADDR. | 220-240 V | CB

DOWNLIGHT (IP 20)

SYSTEM POWER	COLOUR TEMP.	LUMINOUS FLUX	ORDER CODE
15 W	2700 K	1330 lm	048-2470
	3000 K	1380 lm	
	4000 K	1480 lm	
27 W	2700 K	2090 lm	048-2472
	3000 K	2170 lm	
	4000 K	2320 lm	

luminous flux flood 39°

SYSTEM POWER	LUMINOUS FLUX	ORDER CODE
15 W CWD 2000–3000 K	1030 lm	048-2471E3F
31 W TW 1800–3000 K	2150 lm	048-2471L3F
31 W TW 2700–6500 K	2320 lm	048-2471D3F

UGR ≤ 19 | CRI ≥ 90 | DALI 1 ADDR. | 220-240 V | IP20 / IP44

DOWNLIGHT (↧ IP 44 / ↥ IP 20)

SYSTEM POWER	COLOUR TEMP.	LUMINOUS FLUX	ORDER CODE
27 W	3000 K	2170 lm	848-24725 4F

LIGHT DISTRIBUTION for 27 W, 4000 K

spot 18°

h (m)	E0° (lx)	ø (m)
1	15200	0.31
2	3790	0.62
3	1680	0.93
4	947	1.24
5	606	1.55

medium 24°

h (m)	E0° (lx)	ø (m)
1	9330	0.42
2	2330	0.84
3	1040	1.26
4	583	1.68
5	373	2.10

flood 39°

h (m)	E0° (lx)	ø (m)
1	5000	0.71
2	1250	1.43
3	556	2.14
4	313	2.85
5	200	3.56

Mounting accessories

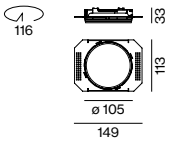

TRIMLESS MOUNTING SET

for installation in plasterboard ceilings 12.5/15/25 mm

COLOUR	ORDER CODE
white	052-1921447

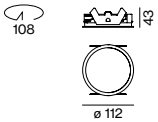

ROUND MOUNTING SET WITH TRIM

for intermediate ceilings 2–25 mm

COLOUR	ORDER CODE
silver-grey	052-192244G
white	052-1922447
black	052-1922448
gold	052-1922449

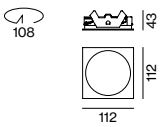

SQUARE MOUNTING SET WITH TRIM

for intermediate ceilings 2–25 mm

COLOUR	ORDER CODE
silver-grey	052-194241G
white	052-1942417
black	052-1942418
gold	052-1942419



CONCRETE MOUNTING HOUSING

for 15 W version

TYPE	L·W·H (mm)	ORDER CODE
exposed concrete ceilings	229·227·160	052-1913410
primed concrete ceilings*	ø240·400·130	052-1914420

*order mounting set separately

Square efficiency



KARO

EN KARO is an all-rounder for versatile interior design and boasts straightforward mounting and a range of beam characteristics. The spotlight element is available with one or two light elements, depending on the desired light intensity, and can be installed without trim in an exposed concrete ceiling. The spotlights have excellent colour rendering (CRI ≥ 90), are easily mounted without tools using a ball catch system, and can be replaced quickly. They adapt flexibly to different room layouts since they can be rotated 360° and swivelled 35°. Additional design options are offered by the 2700 K, 3000 K, and 4000 K light colours, as well as Colour Warm Dimming and Tunable White.

DE Multitalent für vielseitige Innenraumkonzepte: KARO zeichnet sich durch eine simple Montage und verschiedene Abstrahlcharakteristiken aus. Je nach gewünschter Lichtintensität ist das Strahlerelement ein- bzw. zweiflammig verfügbar und kann randlos in eine Sichtbetondecke verbaut werden. Die Strahler mit sehr guter Farbwiedergabe (CRI ≥ 90) werden einfach werkzeuglos durch ein Kugelschnappsystem montiert und sind entsprechend schnell austauschbar. Da sie 360° dreh- und 35° schwenkbar sind, passen sie sich flexibel an unterschiedliche Raumlayouts an. Zusätzliche Gestaltungsmöglichkeiten bieten die Lichtfarben 2700 K, 3000 K, 4000 K sowie Colour Warm Dimming und Tunable White.

Types



1 lamp 80 | 2 lamps 80 | 1 lamp 100 | 2 lamps 100

Mountings

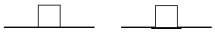

trimless recessed | with trim recessed

Light distribution



spotlight

back



Quickinfo

2700 K, 3000 K, 4000 K, CWD
CRI ≥ 90
L90 @ 50 000 h
up to 2 × 1050 lm
non DIM, DALI-2

Types

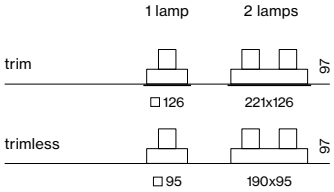

Colours



Light distributions



Description

EN Single or double lamp recessed housing, optionally with trim; angular version; inset: round spotlight element in die-cast aluminium; installation without tools in mounting set with ball catch system; 360° rotatable and 35° tiltable; surface powder coated in white or black; installation possible in different housings; optical attachments available as accessories; passive cooling of LEDs with optimised heat sink geometry; COB (Chip on Board) technology or high power LEDs for maximum efficiency; no multiple shadows; energy-efficient LEDs with very good colour rendering; binning initial ≤ 3 MacAdam; available in the light colours 2700 K, 3000 K and 4000 K; optional with CWD (Colour Warm Dimming); CRI ≥ 90; min. 90 % of the luminous flux after 50 000 hours; with optional high-quality lens system with precise radiation characteristic; and high-quality reflector with spherical facet effect design, precise radiation characteristic with two different beam angles; installed and exchanged without tools; degree of protection IP 20; PC II; optionally non-dimmable or DALI-2 control

DE Ein- bzw. zweiflammiges Einbaugehäuse, optional mit umlaufendem Rand; kantige Ausführung; Einsatz: rundes Strahlerelement aus Aluminiumdruckguss; werkzeuglose Montage im Montageset durch Kugelschnappsystem; 360° dreh- und 35° schwenkbar; Oberfläche weiß oder schwarz pulverbeschichtet; Einbau in unterschiedlichen Gehäusen möglich; optische Aufsätze sind als Zubehör erhältlich; passive Kühlung der LEDs durch optimierte Kühlkörpergeometrie; mit COB (Chip on Board) Technologie bzw. High-Power-LEDs für höchste Effizienz; keine Bildung von Mehrfachschatten; energieeffiziente LEDs mit sehr guter Farbwiedergabe; Binning initial ≤ 3 MacAdam; lieferbar in den Lichtfarben 2700 K, 3000 K und 4000 K; optional mit CWD (Colour Warm Dimming); CRI ≥ 90; min. 90 % des Lichtstromes nach 50 000 h Lebensdauer; wahlweise mit hochwertiger Linsenoptik mit präziser Abstrahlcharakteristik; bzw. hochwertiger Reflektor mit sphärischer Facettenoptik, präzise Abstrahlcharakteristik mit zwei verschiedenen Ausstrahlwinkeln; werkzeuglos einsetz- bzw. austauschbar; Schutzart IP 20; SK II; wahlweise nicht dimmbar oder DALI-2 Steuerung

KARO 80

trim / trimless

Order options

COLOUR TEMPERATURE

2700 K	4
3000 K	5
4000 K	6
CWD 1800–2700 K	

CONTROL

non DIM	1
DALI-2	3

MATERIAL COLOUR

white	7
black	8

7 8

LENS

super spot 6° (only 8.4 W non DIM)	V

REFLECTOR

medium 27°	M
flood 37°	F

Options on request

MOUNTING ACCESSORIES

concrete mounting housing



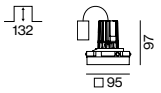

KARO 80

360° 35° | CRI ≥90 | DALI 1 ADDR. | 220-240 V

1 LAMP

SYSTEM POWER	LUM. FLUX (4000 K)	ORDER CODE
8 W	703 lm	048-4310 :: 1 ◪ ▲
12 W	1050 lm	048-4312 :: ⇕ ◪ ▲

luminous flux medium 27°

SYSTEM POWER	LUMINOUS FLUX	ORDER CODE
6.5 W CWD 1800–2700 K	342 lm	048-4310E3 ◪ M



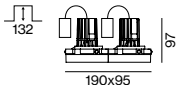

360° 35° | CRI ≥90 | DALI 1 ADDR. | 220-240 V

2 LAMPS

SYSTEM POWER	LUM. FLUX (4000 K)	ORDER CODE
2×8 W	2×703 lm	048-4320 :: 1 ◪ ▲
2×12 W	2×1050 lm	048-4322 :: ⇕ ◪ ▲

luminous flux medium 27°

SYSTEM POWER	LUMINOUS FLUX	ORDER CODE
2×6.5 W CWD 1800–2700 K	2×342 lm	048-4320E3 ◪ M

LIGHT DISTRIBUTION 4000 K

super spot 6° 8 W			medium 27° 12 W			flood 37° 12 W		
h (m)	E0° (lx)	ø (m)	h (m)	E0° (lx)	ø (m)	h (m)	E0° (lx)	ø (m)
1	23400	0.11	1	2710	0.48	1	1960	0.68
2	5850	0.21	2	677	0.96	2	489	1.36
3	2600	0.32	3	301	1.44	3	217	2.03
4	1460	0.43	4	169	1.92	4	122	2.71
5	937	0.53	5	108	2.40	5	78	3.39

Mounting accessories

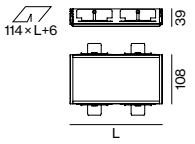

TRIMLESS MOUNTING SET

for installation in plasterboard ceilings 5-25 mm

TYPE	L·W·H (mm)	ORDER CODE
1 lamp	108·108·39	048-4091116
2 lamps	203·108·39	048-4092116

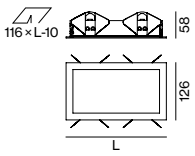

MOUNTING SET WITH TRIM

for installation in plasterboard ceilings 5-25 mm

TYPE	L·W·H (mm)	ORDER CODE
1 lamp	126·126·58	048-409121 ◪
2 lamps	221·126·58	048-409221 ◪

Optical accessories



TYPE	ORDER CODE
honeycomb louver	048-209131 ◪
linear prismatic lens	048-209231 ◪
snoot	048-209111 ◪
snoot with honeycomb louver	048-209121 ◪

use only 1 optical accessory

back



Quickinfo

2700 K, 3000 K, 4000 K, CWD, TW
CRI ≥ 90
L80 @ 50 000 h
up to 2 × 2370 lm
non DIM, DALI-2

Types

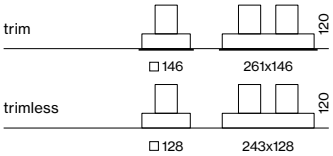

Colours



Light distributions



Description

EN Single or double lamp recessed housing, optionally with trim; angular version; inset: round spotlight element in die-cast aluminium; installation without tools in mounting set with ball catch system; 360° rotatable and 35° tiltable; surface powder coated in white or black; installation possible in different housings; optical attachments available as accessories; passive cooling of LEDs with optimised heat sink geometry; COB (Chip on Board) technology for maximum efficiency; no multiple shadows; energy-efficient LEDs with very good colour rendering; binning initial ≤ 3 MacAdam; available in the light colours 2700 K, 3000 K, 4000 K and tunable white (1800 – 3000 K or 2700 – 6500 K); optional with CWD (Colour Warm Dimming); CRI ≥ 90; min. 80 % of the luminous flux after 50 000 hours; high quality reflector with spherical facet finish; precise radiation characteristic with four different beam angles; installed and exchanged without tools; degree of protection IP 20; PC II; optionally non-dimmable or DALI-2 control

DE Ein- bzw. zweiflammiges Einbaugehäuse, optional mit umlaufendem Rand; kantige Ausführung; Einsatz: rundes Strahlerelement aus Aluminiumdruckguss; werkzeuglose Montage im Montageset durch Kugelschnappsystem; 360° dreh- und 35° schwenkbar; Oberfläche weiß oder schwarz pulverbeschichtet; Einbau in unterschiedlichen Gehäusen möglich; optische Aufsätze sind als Zubehör erhältlich; passive Kühlung der LEDs durch optimierte Kühlkörpergeometrie; COB (Chip on Board) Technologie für höchste Effizienz; keine Bildung von Mehrfachschatten; energieeffiziente LEDs mit sehr guter Farbwiedergabe; Binning initial ≤ 3 MacAdam; lieferbar in den Lichtfarben 2700 K, 3000 K, 4000 K und Tunable White (1800 – 3000 K oder 2700 – 6500 K); optional mit CWD (Colour Warm Dimming); CRI ≥ 90; min. 80 % des Lichtstromes nach 50 000 h Lebensdauer; hochwertiger Reflektor mit sphärischer Facettenoptik; präzise Abstrahlcharakteristik mit vier verschiedenen Ausstrahlwinkeln; werkzeuglos einsetz- bzw. austauschbar; Schutzart IP 20; SK II; wahlweise nicht dimmbar oder DALI-2 Steuerung

KARO 100

trim / trimless

Order options

COLOUR TEMPERATURE

2700 K	4
3000 K	5
4000 K	6
CWD 2000–3000 K	
TW 1800–3000 K	
TW 2700–6500 K	

CONTROL

non DIM	1
DALI-2	3

MATERIAL COLOUR

white	7
black	8

7 8

REFLECTOR

spot 18°	S
medium 24°	M
flood 36°	F
wide flood 55°	W

Options on request

MOUNTING ACCESSORIES

concrete mounting housing



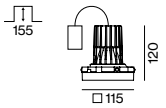

KARO 100

360° 35° | CRI ≥90 | DALI 1 ADDR. | 220-240 V

1 LAMP

SYSTEM POWER	LUM. FLUX (4000 K)	ORDER CODE
15 W	1510 lm	048-4410
27 W	2370 lm	048-4412

luminous flux medium 27°

SYSTEM POWER	LUMINOUS FLUX	ORDER CODE
15 W CWD 2000–3000 K	1030 lm	048-4411E3F
31 W TW 1800–3000 K	2150 lm	048-4412L3F
31 W TW 2700–6500 K	2310 lm	048-4412D3F



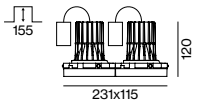

360° 35° | CRI ≥90 | DALI 1 ADDR. | 220-240 V

2 LAMPS

SYSTEM POWER	LUM. FLUX (4000 K)	ORDER CODE
2 × 15 W	2 × 1510 lm	048-4420
2 × 27 W	2 × 2370 lm	048-4422

luminous flux medium 27°

SYSTEM POWER	LUMINOUS FLUX	ORDER CODE
2 × 15 W CWD 2000–3000 K	2 × 1030 lm	048-4421E3F
2 × 31 W TW 1800–3000 K	2 × 2150 lm	048-4422L3F
2 × 31 W TW 2700–6500 K	2 × 2310 lm	048-4422D3F

LIGHT DISTRIBUTION for 27 W, 4000 K, 1 lamp

spot 18°

h (m)	E0° (lx)	ø (m)
1	15200	0.31
2	3790	0.62
3	1680	0.93
4	947	1.24
5	606	1.55

medium 24°

h (m)	E0° (lx)	ø (m)
1	9810	0.42
2	2450	0.84
3	1090	1.27
4	613	1.69
5	392	2.11

flood 36°

h (m)	E0° (lx)	ø (m)
1	5750	0.65
2	1440	1.31
3	639	1.96
4	359	2.61
5	230	3.27

Mounting accessories

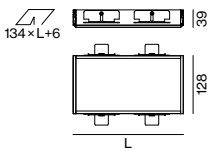

TRIMLESS MOUNTING SET

for installation in plasterboard ceilings 5-25 mm

TYPE	L·W·H (mm)	ORDER CODE
1 lamp	128·128·39	048-4191116
2 lamps	243·128·39	048-4192116

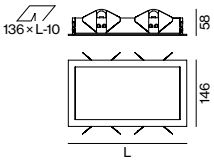

MOUNTING SET WITH TRIM

for installation in plasterboard ceilings 5-25 mm

TYPE	L·W·H (mm)	ORDER CODE
1 lamp	146·146·58	048-4191211
2 lamps	261·146·58	048-4192211

Optical accessories

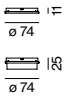

TYPE	ORDER CODE
honeycomb louver	048-2191311
linear prismatic lens	048-2192311
snoot	048-2191111
snoot with honeycomb louver	048-2191211

use only 1 optical accessory

Secret in the ceiling



INVISIBLE / BUBBLE

EN INVISIBLE and BUBBLE visually fuse with the ceiling. This impression is created by a paintable plaster housing and the recessed luminaire level. The spotlights, available in the light colours 2700 K, 3000 K, 4000 K, and with optional Colour Warm Dimming, can be rotated 360° and tilted 35°. This delivers different mood lighting options for interior design. Their excellent colour rendering of CRI ≥ 90 and the tool-free installation via a ball catch system make BUBBLE and INVISIBLE spots versatile.

DE INVISIBLE und BUBBLE verschmelzen optisch mit der Decke. Dieser Eindruck entsteht durch ein überstreichbares Gips-Gehäuse und die zurückversetzte Leuchtenebene. Die Strahler, verfügbar in den Lichtfarben 2700 K, 3000 K, 4000 K und mit optionalem Colour Warm Dimming, sind 360° dreh- und 35° schwenkbar. Dadurch ergeben sich unterschiedliche atmosphärische Beleuchtungsmöglichkeiten bei der Raumgestaltung. Ihre sehr gute Farbwiedergabe von CRI ≥ 90 und die werkzeuglose Montage via Kugelschnappsystem machen BUBBLE und INVISIBLE zu vielseitigen Spots.

Types

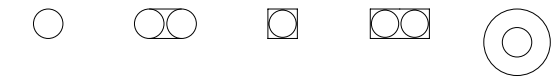

INVISIBLE round 1 lamp | INVISIBLE round 2 lamps | INVISIBLE square 1 lamp | INVISIBLE square 2 lamps | BUBBLE 1 lamp

Mounting



trimless recessed

Light distribution



spotlight

back



Quickinfo

2700 K, 3000 K, 4000 K, CWD
CRI ≥ 90
L90 @ 50 000 h
up to 2 × 1050 lm
non DIM, DALI-2

Types

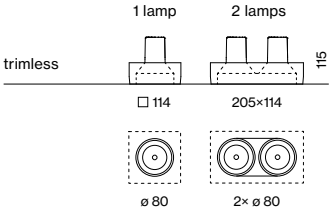

Inset colours



Light distributions



Description

EN Recessed housing made of plaster (paintable); for trimless installation in plasterboard ceilings; round inner contour; suitable for ceiling thickness of 10-25 mm; uncluttered ceiling look through recessed lighting level; one or two spotlights (SASSO), installation with ball catch system, without tools; 360° rotatable and 35° tiltable; surface white, silver-grey, black or gold powder coated; optical attachments available as accessories; passive cooling of LEDs with optimised heat sink geometry; COB (Chip on Board) technology or high power LEDs for maximum efficiency; no multiple shadows; energy-efficient LEDs with very good colour rendering; binning initial ≤ 3 MacAdam; available in the light colours 2700 K, 3000 K and 4000 K; optional with CWD (Colour Warm Dimming); CRI ≥ 90; min. 90 % of the luminous flux after 50 000 hours; with optional high-quality lens system with precise radiation characteristic; and high-quality reflector with spherical facet effect design, precise radiation characteristic with two different beam angles; installed and exchanged without tools; degree of protection IP 20; PC II; optionally non-dimmable or DALI-2 control

DE Einbaugehäuse aus Gips (überstreichbar); für randlosen Einbau in Gipskartondecken; runde Innenkontur; geeignet für Deckenstärken von 10 – 25 mm; ruhiges Deckenbild durch zurückversetzte Leuchtenebene; ein oder zwei Strahler (SASSO) werkzeuglos einsetzbar durch Kugelschnappsystem; 360° dreh- und 35° schwenkbar; Oberfläche weiß, silbergrau, schwarz oder gold pulverbeschichtet; optische Aufsätze sind als Zubehör erhältlich; passive Kühlung der LEDs durch optimierte Kühlkörpergeometrie; mit COB (Chip on Board) Technologie bzw. High-Power-LEDs für höchste Effizienz; keine Bildung von Mehrfachschatten; energieeffiziente LEDs mit sehr guter Farbwiedergabe; Binning initial ≤ 3 MacAdam; lieferbar in den Lichtfarben 2700 K, 3000 K und 4000 K; optional mit CWD (Colour Warm Dimming); CRI ≥ 90; min. 90 % des Lichtstromes nach 50 000 h Lebensdauer; wahlweise mit hochwertiger Linsenoptik mit präziser Abstrahlcharakteristik; bzw. hochwertiger Reflektor mit sphärischer Facettenoptik, präzise Abstrahlcharakteristik mit zwei verschiedenen Ausstrahlwinkeln; werkzeuglos einsetz- bzw. austauschbar; Schutzart IP 20; SK II; wahlweise nicht dimmbar oder DALI-2 Steuerung

INVISIBLE round
recessed

Order options

COLOUR TEMPERATURE

2700 K	4
3000 K	5
4000 K	6
CWD 1800–2700 K	

CONTROL

non DIM	1
DALI-2	3

MATERIAL COLOUR

white	7
silver-grey	G
black	8
gold	9

7 G 8 9

LENS

super spot 6° (only 8.4 W non DIM)	V

BEAM ANGLE

medium 27°	M
flood 37°	F





SASSO PRO 80

360° 35° | CRI ≥ 90 | DALI 1 ADDR. | 220-240 V | CB

SPOTLIGHT ADJUSTABLE

SYSTEM POWER	COLOUR TEMP.	LUMINOUS FLUX	ORDER CODE
8.4 W	2700 K	633 lm	048-2310 1
	3000 K	658 lm	
	4000 K	703 lm	
12 W	2700 K	948 lm	048-2312
	3000 K	983 lm	
	4000 K	1050 lm	

luminous flux medium 27°

SYSTEM POWER	LUMINOUS FLUX	ORDER CODE
6.5 W CWD 1800–2700 K	354 lm	048-2310E3 M

LIGHT DISTRIBUTION 4000 K

super spot 6° 8 W

h (m)	E0° (lx)	ø (m)
1	23400	0.11
2	5850	0.21
3	2600	0.32
4	1460	0.43
5	937	0.53

medium 27° 12 W

h (m)	E0° (lx)	ø (m)
1	2710	0.48
2	677	0.96
3	301	1.44
4	169	1.92
5	108	2.40

flood 37° 12 W

h (m)	E0° (lx)	ø (m)
1	1960	0.68
2	489	1.36
3	217	2.03
4	122	2.71
5	78	3.39

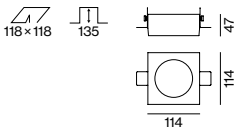

Mounting accessories

INVISIBLE 80 round

TRIMLESS MOUNTING HOUSING 1 LAMP
for installation in plasterboard ceilings 10–25 mm

TYPE	ORDER CODE
1 lamp	060-02617

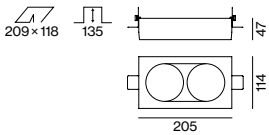

TRIMLESS MOUNTING HOUSING 2 LAMPS
for installation in plasterboard ceilings 10–25 mm

TYPE	ORDER CODE
2 lamps	060-02627

Optical accessories

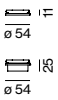

TYPE	ORDER CODE
honeycomb louver	048-209131
linear prismatic lens	048-209231
snoot	048-209111
snoot with honeycomb louver	048-209121

use only 1 optical accessory

back



Quickinfo

2700 K, 3000 K, 4000 K, CWD
CRI ≥ 90
L90 @ 50 000 h
up to 2 × 1050 lm
non DIM, DALI-2

Types

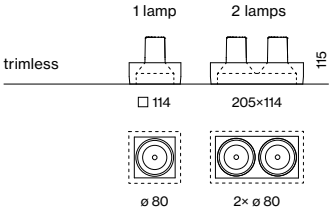

Inset colours



Light distributions



Description

EN Recessed housing made of plaster (paintable); for trimless installation in plasterboard ceilings; angular inner contour; suitable for ceiling thickness of 10-25 mm; uncluttered ceiling look through recessed lighting level; one or two spotlights (SASSO), installation with ball catch system, without tools; 360° rotatable and 35° tiltable; surface white, silver-grey, black or gold powder coated; optical attachments available as accessories; passive cooling of LEDs with optimised heat sink geometry; COB (Chip on Board) technology or high power LEDs for maximum efficiency; no multiple shadows; energy-efficient LEDs with very good colour rendering; binning initial ≤ 3 MacAdam; available in the light colours 2700 K, 3000 K and 4000 K; optional with CWD (Colour Warm Dimming); CRI ≥ 90; min. 90% of the luminous flux after 50 000 hours; with optional high-quality lens system with precise radiation characteristic; and high-quality reflector with spherical facet effect design, precise radiation characteristic with two different beam angles; installed and exchanged without tools; degree of protection IP 20; PC II; optionally non-dimmable or DALI-2 control

DE Einbaugehäuse aus Gips (überstreichbar); für randlosen Einbau in Gipskartondecken; kantige Innenkontur; geeignet für Deckenstärken von 10 – 25 mm; ruhiges Deckenbild durch zurückversetzte Leuchtenebene; ein oder zwei Strahler (SASSO) werkzeuglos einsetzbar durch Kugelschnappsystem; 360° dreh- und 35° schwenkbar; Oberfläche weiß, silbergrau, schwarz oder gold pulverbeschichtet; optische Aufsätze sind als Zubehör erhältlich; passive Kühlung der LEDs durch optimierte Kühlkörpergeometrie; mit COB (Chip on Board) Technologie bzw. High-Power-LEDs für höchste Effizienz; keine Bildung von Mehrfachschatten; energieeffiziente LEDs mit sehr guter Farbwiedergabe; Binning initial ≤ 3 MacAdam; lieferbar in den Lichtfarben 2700 K, 3000 K und 4000 K; optional mit CWD (Colour Warm Dimming); CRI ≥ 90; min. 90 % des Lichtstromes nach 50 000 h Lebensdauer; wahlweise mit hochwertiger Linsenoptik mit präziser Abstrahlcharakteristik; bzw. hochwertiger Reflektor mit sphärischer Facettenoptik, präzise Abstrahlcharakteristik mit zwei verschiedenen Ausstrahlwinkeln; werkzeuglos einsetz- bzw. austauschbar; Schutzart IP 20; SK II; wahlweise nicht dimmbar oder DALI-2 Steuerung

INVISIBLE square

recessed

Order options

COLOUR TEMPERATURE

2700 K	4
3000 K	5
4000 K	6
CWD 1800–2700 K	

CONTROL

non DIM	1
DALI-2	3

MATERIAL COLOUR

white	7
silver-grey	G
black	8
gold	9

7 G 8 9

LENS

super spot 6° (only 8.4 W non DIM)	V

BEAM ANGLE

medium 27°	M
flood 37°	F





SASSO PRO 80

360° 35° | CRI ≥ 90 | DALI 1 ADDR. | 220-240 V | CB

SPOTLIGHT ADJUSTABLE

SYSTEM POWER	COLOUR TEMP.	LUMINOUS FLUX	ORDER CODE
8.4 W	2700 K	633 lm	048-2310 1
	3000 K	658 lm	
	4000 K	703 lm	
12 W	2700 K	948 lm	048-2312
	3000 K	983 lm	
	4000 K	1050 lm	

luminous flux medium 27°

SYSTEM POWER	LUMINOUS FLUX	ORDER CODE
6.5 W CWD 1800–2700 K	354 lm	048-2310E3 M

LIGHT DISTRIBUTION 4000 K

super spot 6° 8 W

h (m)	E0° (lx)	ø (m)
1	23400	0.11
2	5850	0.21
3	2600	0.32
4	1460	0.43
5	937	0.53

medium 27° 12 W

h (m)	E0° (lx)	ø (m)
1	2710	0.48
2	677	0.96
3	301	1.44
4	169	1.92
5	108	2.40

flood 37° 12 W

h (m)	E0° (lx)	ø (m)
1	1960	0.68
2	489	1.36
3	217	2.03
4	122	2.71
5	78	3.39

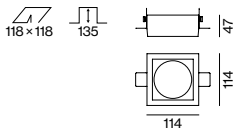

Mounting accessories

INVISIBLE 80 square

TRIMLESS MOUNTING HOUSING 80 1 LAMP
for installation in plasterboard ceilings 10–25 mm

TYPE	ORDER CODE
1 lamp	060-02017

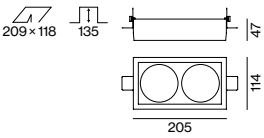

TRIMLESS MOUNTING HOUSING 80 2 LAMPS
for installation in plasterboard ceilings 10–25 mm

TYPE	ORDER CODE
2 lamps	060-02027

Optical accessories

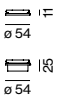

TYPE	ORDER CODE
honeycomb louver	048-209131
linear prismatic lens	048-209231
snoot	048-209111
snoot with honeycomb louver	048-209121

use only 1 optical accessory

back



Quickinfo

2700 K, 3000 K, 4000 K, CWD
CRI ≥ 90
L90 @ 50 000 h
up to 1050 lm
non DIM, DALI-2

Type

trimless

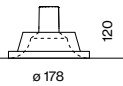



Inset colours



Light distributions



Description

EN Hyperbolic shaped installation housing made of plaster (paintable); for trimless installation in plasterboard ceilings; rounded internal contour; suitable for ceiling thickness of 10-25 mm; uncluttered ceiling look through recessed lighting level; one spotlight (SASSO), installation with ball catch system, without tools; 360° rotatable and 35° tiltable; surface white, silver-grey, black or gold powder coated; optical attachments available as accessories; passive cooling of LEDs with optimised heat sink geometry; COB (Chip on Board) technology or high power LEDs for maximum efficiency; no multiple shadows; energy-efficient LEDs with very good colour rendering; binning initial ≤ 3 MacAdam; available in the light colours 2700 K, 3000 K and 4000 K; optional with CWD (Colour Warm Dimming); CRI ≥ 90; min. 90 % of the luminous flux after 50 000 hours; with optional high-quality lens system with precise radiation characteristic; and high-quality reflector with spherical facet effect design, precise radiation characteristic with two different beam angles; installed and exchanged without tools; degree of protection IP 20; PC II; optionally non-dimmable or DALI-2 control

DE Hyperbolisch geformtes Einbaugehäuse aus Gips (überstreichbar); für randlosen Einbau in Gipskartondecken; abgerundete Innenkontur; geeignet für Deckenstärken von 10 – 25 mm; ruhiges Deckenbild durch zurückversetzte Leuchtenebene; ein Strahler (SASSO) werkzeuglos einsetzbar durch Kugelschnappsystem; 360° dreh- und 35° schwenkbar; Oberfläche weiß, silbergrau, schwarz oder gold pulverbeschichtet; optische Aufsätze sind als Zubehör erhältlich; passive Kühlung der LEDs durch optimierte Kühlkörpergeometrie; mit COB (Chip on Board) Technologie bzw. High-Power-LEDs für höchste Effizienz; keine Bildung von Mehrfachschatten; energieeffiziente LEDs mit sehr guter Farbwiedergabe; Binning initial ≤ 3 MacAdam; lieferbar in den Lichtfarben 2700 K, 3000 K und 4000 K; optional mit CWD (Colour Warm Dimming); CRI ≥ 90; min. 90 % des Lichtstromes nach 50 000 h Lebensdauer; wahlweise mit hochwertiger Linsenoptik mit präziser Abstrahlcharakteristik; bzw. hochwertiger Reflektor mit sphärischer Facettenoptik, präzise Abstrahlcharakteristik mit zwei verschiedenen Ausstrahlwinkeln; werkzeuglos einsetz- bzw. austauschbar; Schutzart IP 20; SK II; wahlweise nicht dimmbar oder DALI-2 Steuerung

BUBBLE

recessed

Order options

COLOUR TEMPERATURE

2700 K	4
3000 K	5
4000 K	6
CWD 1800–2700 K	

CONTROL

non DIM	1
DALI-2	3

MATERIAL COLOUR

white	7
silver-grey	G
black	8
gold	9

7 G 8 9

LENS

super spot 6° (only 8.4 W non DIM)	V

BEAM ANGLE

medium 27°	M
flood 37°	F





SASSO PRO 80

360° 35° | CRI ≥ 90 | DALI 1 ADDR. | 220-240 V | CB

SPOTLIGHT ADJUSTABLE

SYSTEM POWER	COLOUR TEMP.	LUMINOUS FLUX	ORDER CODE
8.4 W	2700 K	633 lm	048-2310 1
	3000 K	658 lm	
	4000 K	703 lm	
12 W	2700 K	948 lm	048-2312
	3000 K	983 lm	
	4000 K	1050 lm	

luminous flux medium 27°

SYSTEM POWER	LUMINOUS FLUX	ORDER CODE
6.5 W CWD 1800–2700 K	354 lm	048-2310E3 M

LIGHT DISTRIBUTION 4000 K

super spot 6° 8 W

h (m)	E0° (lx)	ø (m)
1	23400	0.11
2	5850	0.21
3	2600	0.32
4	1460	0.43
5	937	0.53

medium 27° 12 W

h (m)	E0° (lx)	ø (m)
1	2710	0.48
2	677	0.96
3	301	1.44
4	169	1.92
5	108	2.40

flood 37° 12 W

h (m)	E0° (lx)	ø (m)
1	1960	0.68
2	489	1.36
3	217	2.03
4	122	2.71
5	78	3.39

Mounting accessories

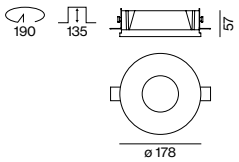

BUBBLE 80

TRIMLESS MOUNTING HOUSING
for installation in plasterboard ceilings 10–25 mm

TYPE	ORDER CODE
1 lamp	060-02817

Optical accessories

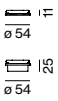

TYPE	ORDER CODE
honeycomb louver	048-209131
linear prismatic lens	048-209231
snoot	048-209111
snoot with honeycomb louver	048-209121

use only 1 optical accessory

Presence as desired



MOVE IT

EN This luminaire's trump card is mobility. MOVE IT's appearance can be easily adapted without tools at any time because the spots are infinitely height-adjustable. New and exciting ceiling pictures are created by combining round or square with flush or protruding spots. The spots are optimally glare-free thanks to the recessed light point plane. MOVE IT Flex's spotlight head can be rotated 355° and swivelled 90°. All spots are characterised by an excellent colour rendering value (CRI ≥ 90) and high-quality lens optics. The 3000 K light colour is supplemented by optional Colour Warm Dimming for an atmospheric lighting effect.

DE Beweglichkeit ist Trumpf bei dieser Leuchte. Mit MOVE IT ist das Erscheinungsbild jederzeit anpassbar, denn die Spots sind stufenlos höhenverstellbar – einfach und ohne Werkzeug. Durch die Kombination aus runden und eckigen, deckenbündigen bzw. hervorragenden Spots entstehen immer neue, spannende Deckenbilder. Dank der zurückversetzten Lichtpunktebene sind die Spots optimal entblendet. Der Strahlerkopf von MOVE IT Flex ist 355° dreh- und 90° schwenkbar, zusätzlich zeichnen sich alle Spots durch einen sehr guten Farbwiedergabewert (CRI ≥ 90) und eine hochwertige Linsenoptik aus. Die Lichtfarbe 3000 K wird für eine atmosphärische Lichtwirkung durch optionales Colour Warm Dimming ergänzt.

Types



round 45 | round 85 | square 45 | square 85

Mounting



trimless recessed

Light distributions

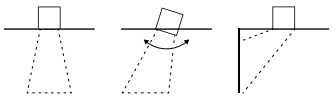

downlight | spotlight | wallwasher













Description

EN Round spotlight element in aluminium; surface white or black lacquered or gold powder coated; installation without tools in mounting set with ball catch system; optional with asymmetric light distribution; installation possible in different housings; Recessed housing made of plaster (paintable); for trimless installation in plasterboard ceilings; height adjustable without tools: flush with the ceiling, or extended 25 mm or 35 mm; passive cooling of LEDs with optimised heat sink geometry; COB (Chip on Board) technology for maximum efficiency; no multiple shadows; energy-efficient LEDs with very good colour rendering; binning initial ≤ 3 MacAdam; available in the light colour 3000 K; optional with CWD (Colour Warm Dimming); CRI ≥ 80 or CRI ≥ 90; min. 80 % of the luminous flux after 50 000 hours; good glare control through inset light point level; incl. high quality lens system; precise radiation characteristic with 2 different beam angles; degree of protection from below IP 40 (from above IP 20); PC II; optionally non-dimmable or DALI-2 control

DE Rundes Strahlerelement aus Aluminium; Oberfläche weiß oder schwarz lackiert bzw. gold pulverbeschichtet; werkzeuglose Montage im Montageset durch Kugelschnappsystem; optional mit asymmetrischer Lichtverteilung; Einbau in unterschiedlichen Gehäusen möglich; Einbaugehäuse aus Gips (überstreichbar); für randlosen Einbau in Gipskartondecken; werkzeuglos höhenverstellbar: deckenbündig, 25 mm oder 35 mm herausragend; passive Kühlung der LEDs durch optimierte Kühlkörpergeometrie; COB (Chip on Board) Technologie für höchste Effizienz; keine Bildung von Mehrfachschatten; energieeffiziente LEDs mit sehr guter Farbwiedergabe; Binning initial ≤ 3 MacAdam; lieferbar in der Lichtfarbe 3000 K; optional mit CWD (Colour Warm Dimming); CRI ≥ 80 oder CRI ≥ 90; min. 80 % des Lichtstromes nach 50 000 h Lebensdauer; gute Entblendung durch zurückversetzte Lichtpunktebene; inkl. hochwertiger Linsenoptik; präzise Abstrahlcharakteristik mit 2 verschiedenen Ausstrahlwinkeln; Schutzart IP 40 unten (oben IP 20); SK II; wahlweise nicht dimmbar oder DALI-2 Steuerung

MOVE IT 45 round
recessed

Quickinfo

3000 K, CWD
CRI ≥ 80, CRI ≥ 90
L80 @ 50 000 h
up to 732 lm
non DIM, DALI-2
↧ IP 40/↥ IP 20

Type

trimless



Colours



Light distributions



Order options

COLOUR TEMPERATURE

3000 K	
CWD 1800 – 3000 K	

CONTROL

non DIM	1
DALI-2	3

MATERIAL COLOUR

white	7
black	8
gold	9

7 8 9

LENS

medium 23°
flood 35°

Options on request

COLOUR TEMPERATURE

2700 K



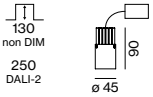

MOVE IT 45 round trimless

CRI ≥ 90 · DALI 1 ADDR. · 220-240 V · IP20 / IP40

SPOTLIGHT (↧ IP 40 / ↥ IP 20)

SYS. POWER	COLOUR TEMP.	LUMINOUS FLUX	ORDER CODE
4.2 W	3000 K (CRI ≥ 80)	242 lm	063-00225 ◆ 8 F
11 W	3000 K	732 lm	063-00235 ◆ ◪ M
9.1 W CWD	1800 – 3000 K	422 lm	063-0023E3 ◪ M



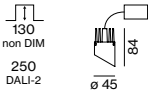

MOVE IT 45 round trimless

CRI ≥ 90 · DALI 1 ADDR. · 220-240 V · IP20 / IP40

SPOTLIGHT ASYMMETRIC (↧ IP 40 / ↥ IP 20)

SYS. POWER	COLOUR TEMP.	LUMINOUS FLUX	ORDER CODE
11 W	3000 K	406 lm	063-012353 ◪ A

LIGHT DISTRIBUTION

asymmetric

medium 23°

h (m)	E0° (lx)	ø (m)
1	3690	0.40
2	923	0.81
3	410	1.21
4	231	1.61
5	148	2.02

flood 35°

h (m)	E0° (lx)	ø (m)
1	573	0.63
2	143	1.26
3	63	1.89
4	35	2.52
5	22	3.15

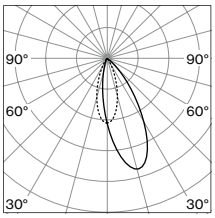

Mounting accessories

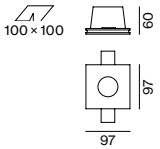

TRIMLESS MOUNTING HOUSING

for installation in plasterboard ceilings 12.5/15/25 mm

TYPE	L·W·H (mm)	ORDER CODE
1 lamp	97·97·60	063-061001 7

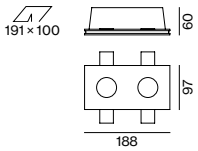

TRIMLESS MOUNTING HOUSING

for installation in plasterboard ceilings 12.5/15/25 mm

TYPE	L·W·H (mm)	ORDER CODE
2 lamps	188·97·60	063-062001 7

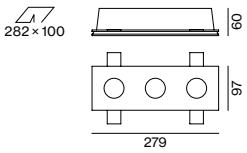

TRIMLESS MOUNTING HOUSING

for installation in plasterboard ceilings 12.5/15/25 mm

TYPE	L·W·H (mm)	ORDER CODE
3 lamps	279·97·60	063-063001 7

back





Description

EN Round spotlight element in aluminium; surface lacquered in black; installation without tools in mounting set with ball catch system; installation possible in different housings; Recessed housing made of plaster (paintable); for trimless installation in plasterboard ceilings; height adjustable without tools: flush with the ceiling, or extended 25 mm or 48 mm; passive cooling of LEDs with optimised heat sink geometry; COB (Chip on Board) technology for maximum efficiency; no multiple shadows; energy-efficient LEDs with very good colour rendering; binning initial ≤ 3 MacAdam; available in the light colour 3000 K; CRI ≥ 90; min. 90 % of the luminous flux after 50 000 hours; good glare control through inset light point level; incl. high quality lens system; precise radiation characteristic with 48° beam; degree of protection from below IP 40 (from above IP 20); PC II; optionally non-dimmable or DALI-2 control





DE Rundes Strahlerelement aus Aluminium; Oberfläche schwarz lackiert; werkzeuglose Montage im Montageset durch Kugelschnappsystem; Einbau in unterschiedlichen Gehäusen möglich; Einbaugehäuse aus Gips (überstreichbar); für randlosen Einbau in Gipskartondecken; werkzeuglos höhenverstellbar: deckenbündig, 25 mm oder 48 mm herausragend; passive Kühlung der LEDs durch optimierte Kühlkörpergeometrie; COB (Chip on Board) Technologie für höchste Effizienz; keine Bildung von Mehrfachschatten; energieeffiziente LEDs mit sehr guter Farbwiedergabe; Binning initial ≤ 3 MacAdam; lieferbar in der Lichtfarbe 3000 K; CRI ≥ 90; min. 90 % des Lichtstromes nach 50 000 h Lebensdauer; gute Entblendung durch zurückversetzte Lichtpunktebene; inkl. hochwertiger Linsenoptik; präzise Abstrahlcharakteristik mit 48° Ausstrahlwinkel; Schutzart IP 40 unten (oben IP 20); SK II; wahlweise nicht dimmbar oder DALI-2 Steuerung





MOVE IT 85 round
recessed

Quickinfo

3000 K
CRI ≥ 90
L90 @ 50 000 h
up to 1520 lm
non DIM, DALI-2
↧ IP 40/↥ IP 20

Type

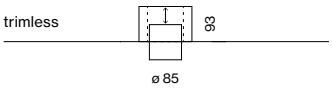

Colour

Light distribution

flood

Order options

COLOUR TEMPERATURE

3000 K

CONTROL

non DIM	1
DALI-2	3

MATERIAL COLOUR

black

LENS

flood 48°



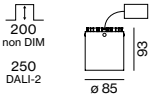

MOVE IT 85 round trimless

CRI ≥90 · DALI 1 ADDR. · 220-240V · IP20 / IP40

SPOTLIGHT (↧ IP 40 / ↥ IP 20)

SYSTEM POWER	COLOUR TEMP.	LUMINOUS FLUX	ORDER CODE
21 W	3000 K	1520 lm	063-00305 ◆ 8F

LIGHT DISTRIBUTION

flood 48°

h (m)	E0° (lx)	ø (m)
1	2170	0.90
2	543	1.80
3	241	2.70
4	136	3.60
5	86	4.50

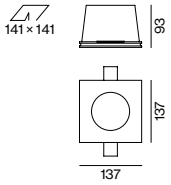

Mounting accessories

TRIMLESS MOUNTING HOUSING

for installation in plasterboard ceilings 12.5/15/25 mm

TYPE	L·W·H (mm)	ORDER CODE
1 lamp	137·137·93	063-061101 7

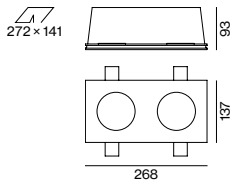

TRIMLESS MOUNTING HOUSING

for installation in plasterboard ceilings 12.5/15/25 mm

TYPE	L·W·H (mm)	ORDER CODE
2 lamps	268·137·93	063-062101 7

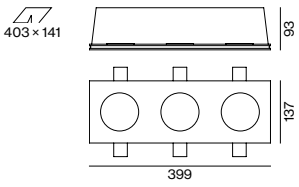

TRIMLESS MOUNTING HOUSING

for installation in plasterboard ceilings 12.5/15/25 mm

TYPE	L·W·H (mm)	ORDER CODE
3 lamps	399·137·93	063-063101 7



Description

EN Round spotlight element in aluminium; surface white, black or gold powder coated; installation without tools with mounting kit; installation possible in different housings; Recessed housing made of plaster (paintable); for trimless installation in plasterboard ceilings; can be adjusted to any height without tools: flush or partly / fully protruding; spotlight head 355° rotatable and 90° tiltable; passive cooling of LEDs with optimised heat sink geometry; COB (Chip on Board) technology or high power LEDs for maximum efficiency; no multiple shadows; energy-efficient LEDs with very good colour rendering; binning initial ≤ 3 MacAdam; available in the light colour 3000 K; optional with CWD (Colour Warm Dimming); CRI ≥ 90; min. 80 % of the luminous flux after 50 000 hours; good glare control through inset light point level; incl. high quality lens system; precise radiation characteristic with 2 different beam angles; degree of protection from below IP 40 (from above IP 20); PC II; optionally non-dimmable or DALI-2 control

DE Rundes Strahlerelement aus Aluminium; Oberfläche weiß, schwarz oder gold pulverbeschichtet; werkzeuglose Montage im Montageset; Einbau in unterschiedlichen Gehäusen möglich; Einbaugehäuse aus Gips (überstreichbar); für randlosen Einbau in Gipskartondecken; werkzeug- und stufenlos höhenverstellbar: deckenbündig oder teilweise bzw. ganz herausragend; Strahlerkopf 355° dreh- und 90° schwenkbar; passive Kühlung der LEDs durch optimierte Kühlkörpergeometrie; mit COB (Chip on Board) Technologie bzw. High-Power-LEDs für höchste Effizienz; keine Bildung von Mehrfachschatten; energieeffiziente LEDs mit sehr guter Farbwiedergabe; Binning initial ≤ 3 MacAdam; lieferbar in der Lichtfarbe 3000 K; optional mit CWD (Colour Warm Dimming); CRI ≥ 90; min. 80 % des Lichtstromes nach 50 000 h Lebensdauer; gute Entblendung durch zurückversetzte Lichtpunktebene; inkl. hochwertiger Linsenoptik; präzise Abstrahlcharakteristik mit 2 verschiedenen Ausstrahlwinkeln; Schutzart IP 40 unten (oben IP 20); SK II; wahlweise nicht dimmbar oder DALI-2 Steuerung

MOVE IT 45 round flex
recessed

Quickinfo

3000 K, CWD
CRI ≥ 90
L80 @ 50 000 h
up to 728 lm
non DIM, DALI-2
↧ IP 40/↥ IP 20

Type

trimless

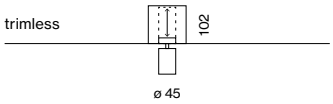

Colours

Light distributions

super spot med.

Order options

COLOUR TEMPERATURE

3000 K	
CWD 1800 – 3000 K	

CONTROL

non DIM	1
DALI-2	3

MATERIAL COLOUR

white	7
black	8
gold	9

7 8 9

LENS

super spot 8°
medium 23°

Options on request

COLOUR TEMPERATURE

2700 K



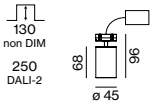

MOVE IT 45 round flex trimless



SPOTLIGHT ADJUSTABLE (↧ IP 40 / ↥ IP 20)

SYSTEM POWER	COLOUR TEMP.	LUMINOUS FLUX	ORDER CODE
7.7 W	3000 K	406 lm	063-091150 V
11 W	3000 K	728 lm	063-091150 M
10 W CWD	1800 – 3000 K	431 lm	063-0911E3 M

LIGHT DISTRIBUTION

super spot 8°			medium 23°		
h (m)	E0° (lx)	ø (m)	h (m)	E0° (lx)	ø (m)
1	14300	0.14	1	3670	0.40
2	3570	0.28	2	918	0.81
3	1590	0.42	3	408	1.21
4	892	0.56	4	229	1.61
5	571	0.70	5	147	2.02

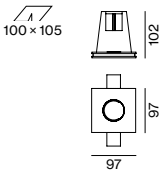

Mounting accessories

TRIMLESS MOUNTING HOUSING

for installation in plasterboard ceilings 12.5/15/25 mm

TYPE	L·W·H (mm)	ORDER CODE
1 lamp	97·97·102	063-097011 0

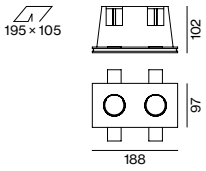

TRIMLESS MOUNTING HOUSING

for installation in plasterboard ceilings 12.5/15/25 mm

TYPE	L·W·H (mm)	ORDER CODE
2 lamps	188·97·102	063-097021 0

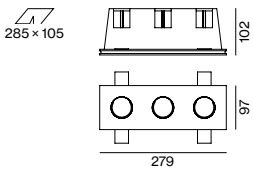

TRIMLESS MOUNTING HOUSING

for installation in plasterboard ceilings 12.5/15/25 mm

TYPE	L·W·H (mm)	ORDER CODE
3 lamps	279·97·102	063-097031 0

back



Description

EN Square spotlight element in aluminium; surface white or black lacquered or gold powder coated; installation without tools in mounting set with ball catch system; optional with asymmetric light distribution; installation possible in different housings; Recessed housing made of plaster (paintable); for trimless installation in plasterboard ceilings; height adjustable without tools: flush with the ceiling, or extended 25 mm or 35 mm; passive cooling of LEDs with optimised heat sink geometry; COB (Chip on Board) technology for maximum efficiency; no multiple shadows; energy-efficient LEDs with very good colour rendering; binning initial ≤ 3 MacAdam; available in the light colour 3000 K; optional with CWD (Colour Warm Dimming); CRI ≥ 80 or CRI ≥ 90; min. 80 % of the luminous flux after 50 000 hours; good glare control through inset light point level; incl. high quality lens system; precise radiation characteristic with 2 different beam angles; degree of protection from below IP 40 (from above IP 20); PC II; optionally non-dimmable or DALI-2 control

DE Quadratisches Strahlerelement aus Aluminium; Oberfläche weiß oder schwarz lackiert bzw. gold pulverbeschichtet; werkzeuglose Montage im Montageset durch Kugelschnappsystem; optional mit asymmetrischer Lichtverteilung; Einbau in unterschiedlichen Gehäusen möglich; Einbaugehäuse aus Gips (überstreichbar); für randlosen Einbau in Gipskartondecken; werkzeuglos höhenverstellbar: deckenbündig, 25 mm oder 35 mm herausragend; passive Kühlung der LEDs durch optimierte Kühlkörpergeometrie; COB (Chip on Board) Technologie für höchste Effizienz; keine Bildung von Mehrfachschatten; energieeffiziente LEDs mit sehr guter Farbwiedergabe; Binning initial ≤ 3 MacAdam; lieferbar in der Lichtfarbe 3000 K; optional mit CWD (Colour Warm Dimming); CRI ≥ 80 oder CRI ≥ 90; min. 80 % des Lichtstromes nach 50 000 h Lebensdauer; gute Entblendung durch zurückversetzte Lichtpunktebene; inkl. hochwertiger Linsenoptik; präzise Abstrahlcharakteristik mit 2 verschiedenen Ausstrahlwinkeln; Schutzart IP 40 unten (oben IP 20); SK II; wahlweise nicht dimmbar oder DALI-2 Steuerung

MOVE IT 45 square

recessed

Quickinfo

3000 K, CWD
CRI ≥ 80, CRI ≥ 90
L80 @ 50 000 h
up to 732 lm
non DIM, DALI-2
↧ IP 40/↥ IP 20

Type

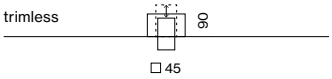

Colours



Light distributions



Order options

COLOUR TEMPERATURE

3000 K	
CWD 1800 – 3000 K	

CONTROL

non DIM	1
DALI-2	3

MATERIAL COLOUR

white	7
black	8
gold	9

7 8 9

LENS

medium 23°
flood 35°

Options on request

COLOUR TEMPERATURE

2700 K



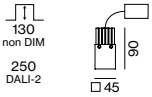

MOVE IT 45 square trimless

CRI ≥90 · DALI 1 ADDR. · 220-240 V · IP20 / IP40

SPOTLIGHT (↧ IP 40 / ↥ IP 20)

SYS. POWER	COLOUR TEMP.	LUMINOUS FLUX	ORDER CODE
4 W	3000 K (CRI ≥ 80)	241 lm	063-032258F
11 W	3000 K	732 lm	063-032358M
9 W CWD	1800 – 3000 K	422 lm	063-0323E3M



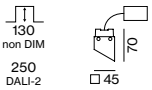

MOVE IT 45 square trimless

CRI ≥90 · DALI 1 ADDR. · 220-240 V · IP20 / IP40

SPOTLIGHT ASYMMETRIC (↧ IP 40 / ↥ IP 20)

SYS. POWER	COLOUR TEMP.	LUMINOUS FLUX	ORDER CODE
4 W	3000 K (CRI ≥ 80)	226 lm	063-042258A
11 W	3000 K	606 lm	063-042358A

LIGHT DISTRIBUTION

asymmetric

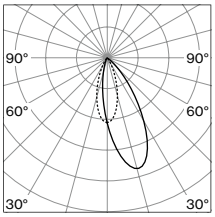

medium 23°

h (m)	E0° (lx)	ø (m)
1	3690	0.40
2	923	0.81
3	410	1.21
4	231	1.61
5	148	2.02

flood 48°

h (m)	E0° (lx)	ø (m)
1	2170	0.90
2	543	1.80
3	241	2.70
4	136	3.60
5	86	4.50

Mounting accessories

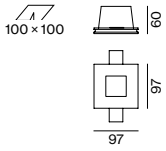

TRIMLESS MOUNTING HOUSING

for installation in plasterboard ceilings 12.5/15/25 mm

TYPE	L·W·H (mm)	ORDER CODE
1 lamp	97·97·60	063-071001 7

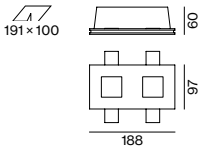

TRIMLESS MOUNTING HOUSING

for installation in plasterboard ceilings 12.5/15/25 mm

TYPE	L·W·H (mm)	ORDER CODE
2 lamps	188·97·60	063-072001 7

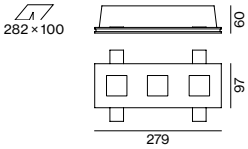

TRIMLESS MOUNTING HOUSING

for installation in plasterboard ceilings 12.5/15/25 mm

TYPE	L·W·H (mm)	ORDER CODE
3 lamps	279·97·60	063-073001 7

back





Description

EN Square spotlight element in aluminium; surface lacquered in black; installation without tools in mounting set with ball catch system; installation possible in different housings; Recessed housing made of plaster (paintable); for trimless installation in plasterboard ceilings; height adjustable without tools: flush with the ceiling, or extended 25 mm or 48 mm; passive cooling of LEDs with optimised heat sink geometry; COB (Chip on Board) technology for maximum efficiency; no multiple shadows; energy-efficient LEDs with very good colour rendering; binning initial ≤ 3 MacAdam; available in the light colour 3000 K; CRI ≥ 90; min. 90 % of the luminous flux after 50 000 hours; good glare control through inset light point level; incl. high quality lens system; precise radiation characteristic with 48° beam; degree of protection from below IP 40 (from above IP 20); PC II; optionally non-dimmable or DALI-2 control

DE Quadratisches Strahlerelement aus Aluminium; Oberfläche schwarz lackiert; werkzeuglose Montage im Montageset durch Kugelschnappsystem; Einbau in unterschiedlichen Gehäusen möglich; Einbaugehäuse aus Gips (überstreichbar); für randlosen Einbau in Gipskartondecken; werkzeuglos höhenverstellbar: deckenbündig, 25 mm oder 48 mm herausragend; passive Kühlung der LEDs durch optimierte Kühlkörpergeometrie; COB (Chip on Board) Technologie für höchste Effizienz; keine Bildung von Mehrfachschatten; energieeffiziente LEDs mit sehr guter Farbwiedergabe; Binning initial ≤ 3 MacAdam; lieferbar in der Lichtfarbe 3000 K; CRI ≥ 90; min. 90 % des Lichtstromes nach 50 000 h Lebensdauer; gute Entblendung durch zurückversetzte Lichtpunktebene; inkl. hochwertiger Linsenoptik; präzise Abstrahlcharakteristik mit 48° Ausstrahlwinkel; Schutzart IP 40 unten (oben IP 20); SK II; wahlweise nicht dimmbar oder DALI-2 Steuerung









MOVE IT 85 square
recessed

Quickinfo

3000 K
CRI ≥ 90
L90 @ 50 000 h
up to 1520 lm
non DIM, DALI-2
↧ IP 40/↥ IP 20

Type

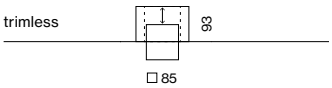

Colour

Light distribution



Order options

COLOUR TEMPERATURE
3000 K

CONTROL

non DIM	1
DALI-2	3

MATERIAL COLOUR
black

LENS
flood 48°



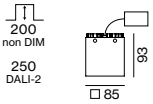

MOVE IT 85 square trimless

CRI ≥90 · DALI 1 ADDR. · 220-240 V · IP20 / IP40

SPOTLIGHT (↧ IP 40 / ↥ IP 20)

SYSTEM POWER	COLOUR TEMP.	LUMINOUS FLUX	ORDER CODE
21 W	3000 K	1520 lm	063-03305 ◆ 8F

LIGHT DISTRIBUTION
flood 48°

h (m)	E0° (lx)	ø (m)
1	2170	0.90
2	543	1.80
3	241	2.70
4	136	3.60
5	86	4.50

Mounting accessories

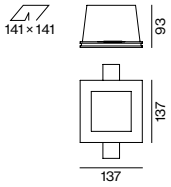

TRIMLESS MOUNTING HOUSING
for installation in plasterboard ceilings 12.5/15/25 mm

TYPE	L·W·H (mm)	ORDER CODE
1 lamp	137·137·93	063-071017

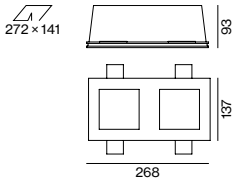

TRIMLESS MOUNTING HOUSING
for installation in plasterboard ceilings 12.5/15/25 mm

TYPE	L·W·H (mm)	ORDER CODE
2 lamps	268·137·93	063-072017

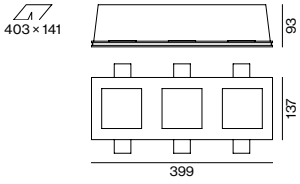

TRIMLESS MOUNTING HOUSING
for installation in plasterboard ceilings 12.5/15/25 mm

TYPE	L·W·H (mm)	ORDER CODE
3 lamps	399·137·93	063-073017

Add a little twist



TWIST

EN A round recessed spotlight, ideal for retail. TWIST can be completely recessed into the ceiling or swivelled out and aligned, either bringing it to the fore or making it take a step back. Thanks to its 355° rotation and 45° tilt, it is highly flexible and adapts to evolving conditions in shops. The high-quality reflector produces precise beam characteristics with three different beam angles. TWIST is simply mounted without tools using a snap-spring fastener. Excellent colour rendering value (CRI ≥ 90) at 3000 K ensures outstanding product presentation.

DE Ein runder Einbaustrahler, ideal für Retail. TWIST macht sich sichtbar oder nimmt sich zurück: Der Strahler kann auf Wunsch völlig in die Decke versetzt oder herausgeschwenkt und ausgerichtet werden. Mit 355° Dreh- und 45° Schwenkbarkeit ist er höchst flexibel und passt sich an neue Gegebenheiten in Shops an. Der hochwertige Reflektor bietet eine präzise Abstrahlcharakteristik mit drei verschiedenen Ausstrahlwinkeln. Mittels Schnappfederverschluss wird TWIST einfach werkzeuglos montiert. Ein sehr guter Farbwiedergabewert (CRI ≥ 90) bei 3000 K sorgt für exzellente Warenpräsentation.

Type



175

Mounting



trim
recessed

Light distribution



spotlight

back





Quickinfo

3000 K
CRI ≥ 90
L80 @ 50 000 h
up to 4420 lm
non DIM

Type

trim

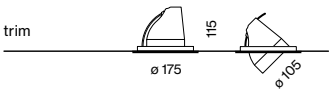

Colour

Light distributions



Description

EN Round recessed spotlight in die-cast aluminium; with trim; 355° rotatable and 45° tiltable outward; surface white powder coated; installation without tools using snap spring closure; passive cooling of LEDs with optimised heat sink geometry; COB (Chip on Board) technology for maximum efficiency; no multiple shadows; energy-efficient LEDs with very good colour rendering; binning initial ≤ 3 MacAdam; available in the light colour 3000 K; CRI ≥ 90; min. 80 % of the luminous flux after 50 000 hours; external converter for ceiling insertion, through-wiring suitable; high quality reflector with spherical facet finish; precise radiation characteristic with three different beam angles; degree of protection IP 20; PC II

DE Runder Einbaustrahler aus Aluminiumdruckguss; mit umlaufendem Rand; 355° dreh- und 45° ausschwenkbar; Oberfläche weiß pulverbeschichtet; werkzeuglose Montage mittels Schnappfederverschluss; passive Kühlung der LEDs durch optimierte Kühlkörpergeometrie; COB (Chip on Board) Technologie für höchste Effizienz; keine Bildung von Mehrfachschatten; energieeffiziente LEDs mit sehr guter Farbwiedergabe; Binning initial ≤ 3 MacAdam; lieferbar in der Lichtfarbe 3000 K; CRI ≥ 90; min. 80 % des Lichtstromes nach 50 000 h Lebensdauer; externer Konverter für Deckeneinwurf, Durchgangsverdrahtung geeignet; hochwertiger Reflektor mit sphärischer Facettenoptik; präzise Abstrahlcharakteristik mit drei verschiedenen Ausstrahlwinkeln; Schutzart IP 20; SK II

TWIST
recessed

Order options

COLOUR TEMPERATURE
3000 K

CONTROL
non DIM

MATERIAL COLOUR
white

BEAM ANGLE ▲

spot 14°	S
medium 23°	M
flood 39°	F

Options on request

COLOUR TEMPERATURE
2700 K
4000 K

CONTROL
DALI-2

SPECIAL COLOUR RENDERING

vogue	CRI ≥ 90
gallery	CRI 98
gourmet	CRI ≥ 80
fresh meat & fish	CRI ≥ 80
pastry	CRI ≥ 80
brilliant white	CRI ≥ 90

BEAM ANGLE
wide flood 60°

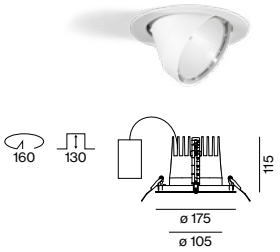

TWIST trim

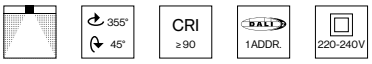

SPOTLIGHT ADJUSTABLE

SYSTEM POWER	COLOUR TEMP.	LUMINOUS FLUX	ORDER CODE
42 W	3000 K	4420 lm	048-111051 7 ▲

LIGHT DISTRIBUTION

spot 14°

h (m)	E0° (lx)	ø (m)
1	30400	0.25
2	7590	0.50
3	3370	0.75
4	1900	1.00
5	1210	1.25

medium 23°

h (m)	E0° (lx)	ø (m)
1	16300	0.41
2	4080	0.83
3	1810	1.24
4	1020	1.66
5	653	2.07

flood 39°

h (m)	E0° (lx)	ø (m)
1	8380	0.72
2	2100	1.43
3	931	2.15
4	524	2.87
5	335	3.58

Always and anywhere





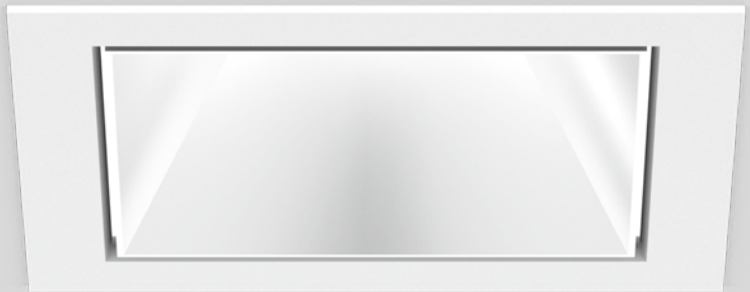

SPADO

EN One design, two strengths. SPADO's version with a symmetrical beam is used as a downlight. The version with an asymmetrical beam shines as a wallwasher. The recessed light plane creates a discreet overall impression. It makes the chrome-polished reflector, despite its intense illumination and good colour rendering (CRI ≥ 80), outstandingly glare-free and screen-friendly. SPADO spotlights are simply mounted without tools and are also suitable for wet rooms with its IP 44 protection class. For the light colours, you can choose between 3000 K, 4000 K, or a controllable Tunable White version.

DE Ein Design, zwei Stärken. Mit symmetrischer Abstrahlung wird SPADO als Downlight eingesetzt, während die Version mit asymmetrischer Abstrahlcharakteristik als Wandfluter brilliert. Die zurückversetzte Leuchtenebene erzielt einen dezenten Gesamteindruck, wodurch der chrom-polierte Reflektor trotz intensiver Ausleuchtung und guter Farbwiedergabe (CRI ≥ 80) hervorragend entblendet und bildschirmtauglich ist. SPADO Strahler werden einfach werkzeuglos montiert und sind gemäß Schutzart IP 44 auch für Nassräume geeignet. Bei den Lichtfarben haben Sie die Wahl zwischen 3000 K, 4000 K oder einer steuerbaren Tunable White Version.

Types

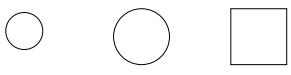

round 100 | round 150 | square 150

Mounting



trim recessed

Light distributions

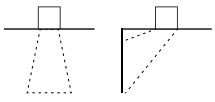

downlight | asymmetric



Quickinfo

3000 K, 4000 K, TW
CRI ≥ 80
L90 @ 50 000 h
SPADO 100 up to 990 lm
SPADO 150 up to 3130 lm
non DIM, DALI-2
↧ IP 44 / ↥ IP 20

Types

SPADO 100



SPADO 150 asymmetric

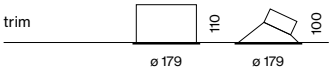

Colours



Light distributions



Description

EN Round luminaire housing made of die-cast aluminium in 2 different diameters; with trim; suitable for ceiling thickness of 2–25 mm; surface powder coated in white or black (only SPADO 150 round trim 3000 K); installation without tools using snap spring closure; reflector made of polycarbonate, polished chrome; choice of symmetric or asymmetric radiation characteristic; lighting level recessed; also available as screen work capable luminaire as per DIN EN 12464-1 (UGR ≤ 19); passive cooling of LEDs with optimised heat sink geometry; energy-efficient LEDs with very good colour rendering; binning initial ≤ 3 MacAdam; available in the light colours 3000 K, 4000 K and tunable white (3000–4000 K); CRI ≥ 80; min. 90 % of the luminous flux after 50 000 hours; external converter for ceiling insertion, through-wiring suitable; degree of protection from below IP 44 (from above IP 20); PC II; operating device suitable for use with a central battery system; optionally non-dimmable or DALI-2 control

DE Runder Leuchtenkörper aus Aluminiumdruckguss in 2 verschiedenen Durchmessern; mit umlaufendem Rand; geeignet für Deckenstärken von 2–25 mm; Oberfläche weiß oder schwarz (nur SPADO 150 round trim 3000 K) pulverbeschichtet; werkzeuglose Montage mittels Schnappfederverschluss; Reflektor aus Polycarbonat, chrom poliert; wahlweise mit symmetrischer oder asymmetrischer Abstrahlcharakteristik; Leuchtenebene zurückversetzt; Version als bildschirmtaugliche Arbeitsplatzleuchte nach DIN EN 12464-1 (UGR ≤ 19) verfügbar; passive Kühlung der LEDs durch optimierte Kühlkörpergeometrie; energieeffiziente LEDs mit sehr guter Farbwiedergabe; Binning initial ≤ 3 MacAdam; lieferbar in den Lichtfarben 3000 K, 4000 K und Tunable White (3000–4000 K); CRI ≥ 80; min. 90 % des Lichtstromes nach 50 000 h Lebensdauer; externer Konverter für Deckeneinwurf, Durchgangsverdrahtung geeignet; Schutzart IP 44 unten (oben IP 20); SK II; Betriebsgerät geeignet für den Betrieb an einem Zentralbatterie-System; wahlweise nicht dimmbar oder DALI-2 Steuerung

SPADO 100 / 150 round
recessed

Order options

COLOUR TEMPERATURE

3000 K	5
4000 K	6
tunable white 3000–4000 K	

CONTROL

non DIM	1
DALI-2	3

MATERIAL COLOUR

white	7
black	8

7 8

Options on request

COLOUR TEMPERATURE

2700 K

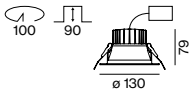

SPADO 100 round trim

UGR ≤ 19 | DALI 1 ADDR. | 220-240 V | IP20 / IP44

DOWNLIGHT (↧ IP 44 / ↥ IP 20)

SYSTEM POWER	COLOUR TEMP.	LUM. FLUX	ORDER CODE
9.3 W	3000 K	935 lm	049-3111 O
	4000 K	990 lm	



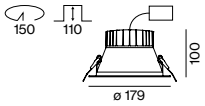

SPADO 150 round trim

UGR ≤ 19 | DALI 1 ADDR. | 220-240 V | IP20 / IP44

DOWNLIGHT (↧ IP 44 / ↥ IP 20)

SYSTEM POWER	COLOUR TEMP.	LUM. FLUX	ORDER CODE
16 W	3000 K	1810 lm	049-3121 O
	4000 K	1910 lm	
12 W TW (2 DALI-2 addr..)		1180 lm	049-3121D37 O
27 W	3000 K	2950 lm	049-3123 O
	4000 K	3130 lm	

UGR ≤ 19 only by 16 W



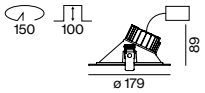

SPADO 150 round trim

DALI 1 ADDR. | 220-240 V | IP20 / IP44

WALLWASHER ASYMMETRIC (↧ IP 44 / ↥ IP 20)

SYSTEM POWER	COLOUR TEMP.	LUM. FLUX	ORDER CODE
11 W	3000 K	892 lm	049-3122 A
	4000 K	944 lm	
5.3 W TW (2 DALI-2 addr..)		467 lm	049-3122D37 A

LIGHT DISTRIBUTION

opal

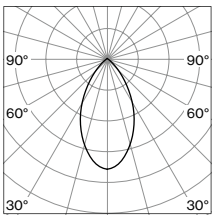

SPADO 100

opal

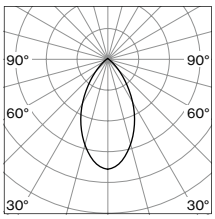

SPADO 150

asymmetric

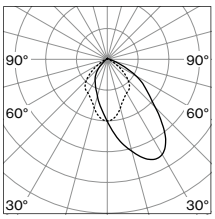

SPADO 150

Mounting accessories



EXPOSED CONCRETE CEILINGS

TYPE	L·W·H (mm)	ORDER CODE
SPADO 150 round	295·295·160	049-3191210



PRIMED CONCRETE CEILINGS

TYPE	Ø·W·H (mm)	ORDER CODE
SPADO 150 round	ø 310·170	049-3191410

back

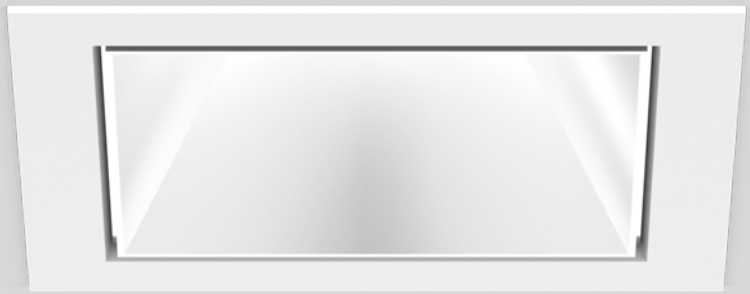

Quickinfo

3000 K, 4000 K, TW
CRI ≥ 80
L90 @ 50 000 h
up to 3170 lm
non DIM, DALI-2
↧ IP 44 / ↥ IP 20

Type

SPADO 150



Colour

Light distribution

opal

Description

EN Square luminaire housing in die-cast aluminium; with trim; suitable for ceiling thickness of 2 – 25 mm; surface white powder coated; installation without tools using snap spring closure; reflector made of polycarbonate, polished chrome; lighting level recessed; also available as screen work capable luminaire as per DIN EN 12464-1 (UGR ≤ 19); passive cooling of LEDs with optimised heat sink geometry; energy-efficient LEDs with very good colour rendering; binning initial ≤ 3 MacAdam; available in the light colours 3000 K, 4000 K and tunable white (3000 – 4000 K); CRI ≥ 80; min. 90 % of the luminous flux after 50 000 hours; external converter for ceiling insertion, through-wiring suitable; degree of protection from below IP 44 (from above IP 20); PC II; operating device suitable for use with a central battery system; optionally non-dimmable or DALI-2 control

DE Quadratischer Leuchtenkörper aus Aluminiumdruckguss; mit umlaufendem Rand; geeignet für Deckenstärken von 2 – 25 mm; Oberfläche weiß pulverbeschichtet; werkzeuglose Montage mittels Schnappfederverschluss; Reflektor aus Polycarbonat, chrom poliert; Leuchtenebene zurückversetzt; Version als bildschirmtaugliche Arbeitsplatzleuchte nach DIN EN 12464-1 (UGR ≤ 19) verfügbar; passive Kühlung der LEDs durch optimierte Kühlkörpergeometrie; energieeffiziente LEDs mit sehr guter Farbwiedergabe; Binning initial ≤ 3 MacAdam; lieferbar in den Lichtfarben 3000 K, 4000 K und Tunable White (3000 – 4000 K); CRI ≥ 80; min. 90 % des Lichtstromes nach 50 000 h Lebensdauer; externer Konverter für Deckeneinwurf, Durchgangsverdrahtung geeignet; Schutzart IP 44 unten (oben IP 20); SK II; Betriebsgerät geeignet für den Betrieb an einem Zentralbatterie-System; wahlweise nicht dimmbar oder DALI-2 Steuerung

SPADO 150 square

recessed

Order options

COLOUR TEMPERATURE

3000 K	5
4000 K	6
tunable white 3000–4000 K	

CONTROL

non DIM	1
DALI-2	3

MATERIAL COLOUR

white



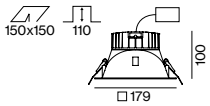

SPADO 150 square trim

UGR ≤ 19 · 1 ADDR. · 220-240 V · ↥ IP20 ↧ IP44

DOWNLIGHT (↧ IP 44 / ↥ IP 20)

SYSTEM POWER	COLOUR TEMP.	LUM. FLUX	ORDER CODE
16 W	3000 K	1830 lm	049-3151 ⁘ ⬍ 70
	4000 K	1940 lm	
12 W TW (2 DALI-2 addr..)		1200 lm	049-3151D370
28 W	3000 K	2990 lm	049-3152 ⁘ ⬍ 70
	4000 K	3170 lm	

UGR ≤ 19 only by 16 W and 12 W TW

LIGHT DISTRIBUTION

opal

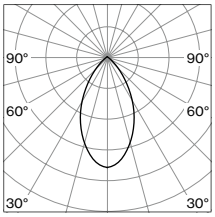

Mounting accessories



EXPOSED CONCRETE CEILINGS

TYPE	L·W·H (mm)	ORDER CODE
SPADO 150 square	400·260·160	049-319221 0



PRIMED CONCRETE CEILINGS

TYPE	Ø·H (mm)	ORDER CODE
SPADO 150 square	ø310·170	049-319141 0

High-precision shelf lighting



SQUADRO

EN SQUADRO is a track-mounted and recessed spotlight for the retail sector that bundles six essential retail requirements in one luminaire. Free-form reflectors with facetted optics make a polished presentation of goods possible. These reflectors direct the light precisely into shelves or aisle zones. Directed light creates a modelling effect on the products and delivers attractive staging. Swivelling light modules illuminate specific shelf levels or billboards while providing plenty of basic lighting. SQUADRO spotlights are completely glare-free, both transversely and longitudinally. They are highly efficient in their energy balance with an efficiency of over 90 %.

DE SQUADRO ist ein Stromschienen- und Einbaustrahler für den Retailbereich, der sechs wichtige Retail-Anforderungen in einer Leuchte bündelt. Die brillante Präsentation von Waren gelingt dank Freiformflächenreflektoren mit Facettenoptik: diese lenken das Licht punktgenau und hochpräzise in Regale oder Gangzonen. Gerichtetes Licht erzeugt einen Modelling-Effekt auf den Waren und schafft eine attraktive Inszenierung. Schwenkbare Lichtmodule beleuchten gezielt Regalebenen oder Plakatwände und sorgen gleichzeitig für ausreichende Grundbeleuchtung. SQUADRO Strahler sind dabei komplett quer- und längsentblendet und dennoch in ihrer Energiebilanz mit einem Wirkungsgrad von über 90 % höchst effizient.

Types

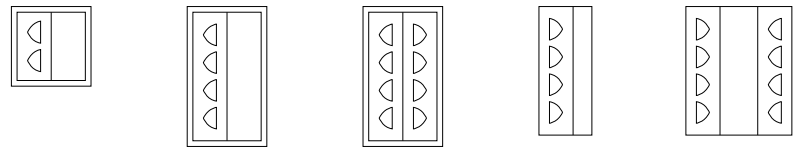

single-sided 1×2 | single-sided 1×4 | double-sided 2×4 | single-sided 1×4 | double-sided 2×4

Mountings

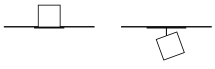

recessed | track

Light distributions

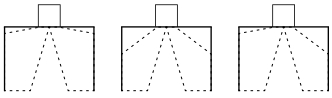

wall floor | shelf floor | wall / shelf floor

back



Quickinfo

3000 K, 4000 K
CRI ≥ 80
L80 @ 50 000 h
1 × 2 up to 3300 lm
1 × 4 up to 6610 lm
2 × 4 up to 13220 lm
non DIM, DALI-2

Types

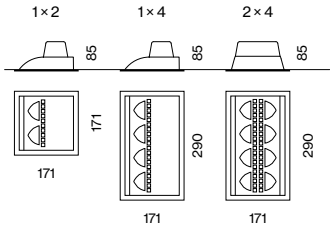

Colours



standard xal.com/colours

Light distributions



shelf floor | wall floor | shelf wall floor

Description

EN Recessed ceiling spotlight in die cast aluminium in 2 sizes, in different types (2 lamps, 4 lamps or 2 × 4 lamps) and with 2 types of light modules (for shelf floor washer and wall floor washer); with trim; surface powder coated in white or black; available in special colours; installation without tools using snap spring closure; aisle spotlight with special, multi-free-form, facet effect surface reflectors for high precision light control; precise shelf and aisle zone lighting, optimum longitudinal glare control for high viewing comfort in the aisle zone, adjustable light modules; single-sided output variant: tiltable +20°/-15° / double-sided output variant: tiltable +15°/-10°; heat sink integrated into luminaire geometry for optimum thermal management and passive cooling of LEDs; COB (Chip on Board) technology for maximum efficiency; energy-efficient LEDs with very good colour rendering; binning initial ≤ 3 MacAdam; available in the light colours 3000 K and 4000 K; CRI ≥ 80; min. 80 % of the luminous flux after 50 000 hours; degree of protection IP 20; IP 40 protection glass available as an accessory; PC II; optionally non-dimmable or DALI-2 control

DE Deckeneinbaustrahler aus Aluminiumdruckguss in 2 Größen, in verschiedenen Varianten (2-flammig, 4-flammig bzw. 2 × 4-flammig) und mit 2 verschiedenen Lichtmodulen (für shelf floor washer und wall floor washer); mit umlaufendem Rand; Oberfläche weiß oder schwarz pulverbeschichtet; wahlweise in Spezialfarben; werkzeuglose Montage mittels Schnappfederverschluss; Gangzonenstrahler mit speziellen Multi-Freiformflächenreflektoren mit Facettenoptik zur äußerst präzisen Lichtlenkung; punktgenaue Regal- und Gangzonenausleuchtung, optimale Längsentblendung für hohen Sehkomfort in der Gangzone, einstellbare Lichtmodule; Variante single-sided output: +20°/-15° schwenkbar / Variante double-sided output: +15°/-10° schwenkbar; Kühlkörper in Leuchtengeometrie für optimales Thermomanagement und passive Kühlung der LEDs integriert; COB (Chip on Board) Technologie für höchste Effizienz; energieeffiziente LEDs mit sehr guter Farbwiedergabe; Binning initial ≤ 3 MacAdam; lieferbar in den Lichtfarben 3000 K und 4000 K; CRI ≥ 80; min. 80 % des Lichtstromes nach 50 000 h Lebensdauer; Schutzart IP 20; IP 40-Schutzglas als Zubehör erhältlich; SK II; wahlweise nicht dimmbar oder DALI-2 Steuerung

SQUADRO wallwasher
recessed

Order options

COLOUR TEMPERATURE

3000 K	5
4000 K	6

CONTROL

non DIM	1
DALI-2	3

MATERIAL COLOUR

white	7
black	8
special colours xal.com/colours	X

7 8

REFLECTOR

shelf floor washer	S
wall floor washer	A
1× shelf / 1× wall floor washer*	B

*only for 2×4 lamps

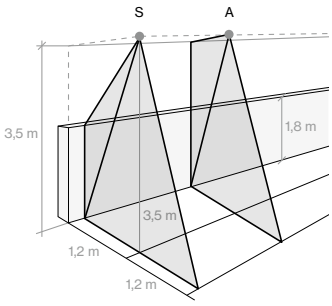



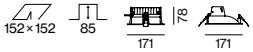



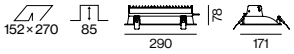



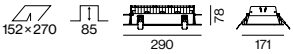

SQUADRO wallwasher trim

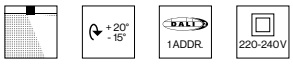

1×2 LAMPS SINGLE-SIDED

SYSTEM POWER	COLOUR TEMP.	LUMINOUS FLUX	ORDER CODE
25 W	3000 K	3140 lm	049-2011
	4000 K	3300 lm	

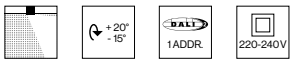

1×4 LAMPS SINGLE-SIDED

SYSTEM POWER	COLOUR TEMP.	LUMINOUS FLUX	ORDER CODE
51 W	3000 K	6280 lm	049-2031
	4000 K	6610 lm	

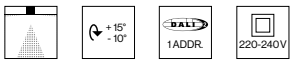

2×4 LAMPS DOUBLE-SIDED

SYSTEM POWER	COLOUR TEMP.	LUMINOUS FLUX	ORDER CODE
2×43 W	3000 K	2×5450 lm	049-2040
	4000 K	2×5740 lm	
2×51 W	3000 K	2× 6280 lm	049-2041
	4000 K	2×6610 lm	

Optical accessories

IP40 PROTECTION GLASS

TYPE	ORDER CODE
1×2 lamps / single-sided	049-2910010
1×4 lamps / single-sided	049-2930010
2×4 lamps / double-sided	049-2940010

LIGHT DISTRIBUTION 2×4 LAMPS

shelf floor washer

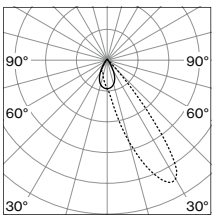

wall floor washer

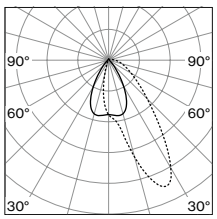

LIGHT DISTRIBUTION 2×4 LAMPS

shelf floor washer

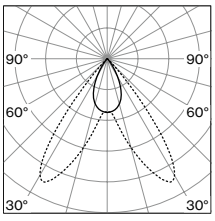

wall floor washer

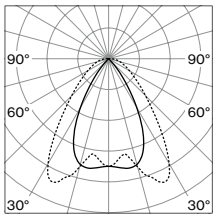

1× shelf / 1× wall floor washer

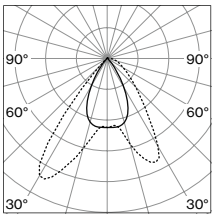

Technical data

SQUADRO 1×4 lamps, wall shelf washer, trim, 50 W, 3000 K

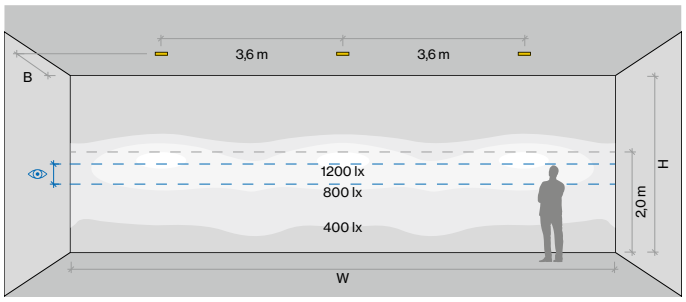

SQUADRO 1×4 lamps, wall floor washer, trim, 50 W, 3000 K

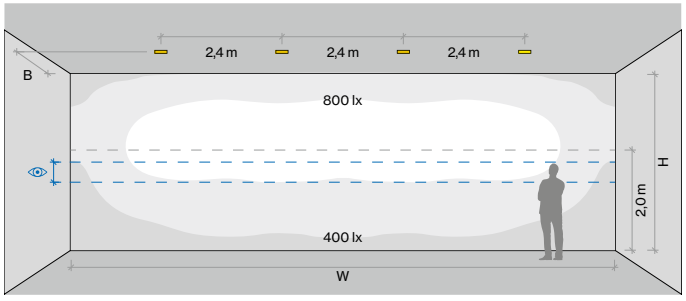

ROOM VALUES		CALCULATION SURFACE	
Wall dimensions	H = 3.5 m | W = 10.8 m	Surface dimensions	10.8 × 3.5 m
Distance to wall	B = 1.3 m	Surface height	0 – 3.5 m
Aisle width	2.6 m		
Reflection factor	0.7 | 0.7 | 0.2	Eye level	1.35 m – 1.75 m
Maintenance factor	0.9		



Description

EN Track light in die cast aluminium in two different types (4 lamps or 2 × 4 lamps) and with 2 types of light modules (for shelf floor washer and wall floor washer); surface powder coated in white or black; available in special colours; aisle spotlight with special, multi-free-form, facet effect surface reflectors for high precision light control; precise shelf and aisle zone lighting, optimum longitudinal glare control for high viewing comfort in the aisle zone, adjustable light modules; (tiltable from +15° up to -15°, double-sided output variant: maximum swivel range adjustable for one side); spotlight rotatable 365°; heat sink integrated into luminaire geometry for optimum thermal management and passive cooling of LEDs; COB (Chip on Board) technology for maximum efficiency; energy-efficient LEDs with very good colour rendering; binning initial ≤ 3 MacAdam; available in the light colours 3000 K and 4000 K; CRI ≥ 80; min. 80 % of the luminous flux after 50 000 hours; degree of protection IP 20; IP 40 protection glass available as an accessory; PC I; including attachment for linear alignment of the spotlights; optionally non-dimmable or DALI-2 control

DE Stromschienenstrahler aus Aluminiumdruckguss in 2 verschiedenen Varianten (4-flammig bzw. 2 × 4-flammig) und mit 2 verschiedenen Lichtmodulen (für shelf floor washer und wall floor washer); Oberfläche weiß oder schwarz pulverbeschichtet; wahlweise in Spezialfarben; Gangzonenstrahler mit speziellen Multi-Freiformflächenreflektoren mit Facettenoptik zur äußerst präzisen Lichtlenkung; punktgenaue Regal- und Gangzonenausleuchtung, optimale Längsentblendung für hohen Sehkomfort in der Gangzone, einstellbare Lichtmodule; (+15° bis -15° schwenkbar, Variante double-sided output: maximaler Schwenkbereich für eine Seite einstellbar); Strahler 365° drehbar; Kühlkörper in Leuchtengeometrie für optimales Thermomanagement und passive Kühlung der LEDs integriert; COB (Chip on Board) Technologie für höchste Effizienz; energieeffiziente LEDs mit sehr guter Farbwiedergabe; Binning initial ≤ 3 MacAdam; lieferbar in den Lichtfarben 3000 K und 4000 K; CRI ≥ 80; min. 80 % des Lichtstromes nach 50 000 h Lebensdauer; Schutzart IP 20; IP 40-Schutzglas als Zubehör erhältlich; SK I; inklusive Aufsatz zur linearen Ausrichtung der Strahler; wahlweise nicht dimmbar oder DALI-2 Steuerung

SQUADRO wallwasher
track

Quickinfo

3000 K, 4000 K
CRI ≥ 80
L80 @ 50 000 h
1 × 4 up to 6610 lm
2 × 4 up to 13220 lm
non DIM, DALI-2

Types

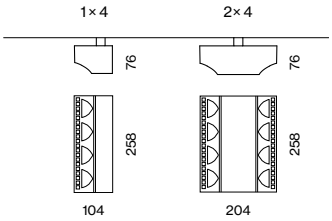

Colours



standard xal.com/colours

Light distributions



shelf floor wall floor shelf wall floor

GERMAN DESIGN AWARD WINNER 2019 GOOD DESIGN

Order options

COLOUR TEMPERATURE

3000 K	5
4000 K	6

CONTROL

non DIM	1
DALI-2	3

MATERIAL COLOUR

white	7
black	8
special colours xal.com/colours	X

7 8

REFLECTOR

shelf floor washer	S
wall floor washer	A
1× shelf / 1× wall floor washer*	B

*only for 2×4 lamps

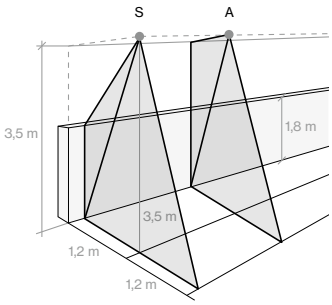



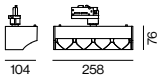

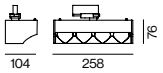



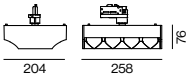

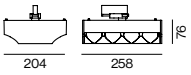

SQUADRO wallwasher track



1×4 LAMPS SINGLE-SIDED

SYS. POWER	TRACK	COLOUR TEMP.	LUM. FLUX	ORDER CODE
51 W	Stucchi	3000 K	6280 lm	149-2231
		4000 K	6610 lm	
51 W	Eutrac	3000 K	6280 lm	049-2231
		4000 K	6610 lm	



2×4 LAMPS DOUBLE-SIDED

SYS. POWER	TRACK	COLOUR TEMP.	LUM. FLUX	ORDER CODE
2×43 W	Stucchi	3000 K	2×5450 lm	149-2240
		4000 K	2×5740 lm	
2×51 W	Stucchi	3000 K	2× 6280 lm	149-2241
		4000 K	2×6610 lm	
2×43 W	Eutrac	3000 K	2×5450 lm	049-2240
		4000 K	2×5740 lm	
2×51 W	Eutrac	3000 K	2× 6280 lm	049-2241
		4000 K	2×6610 lm	

Accessories

IP 40 PROTECTION GLASS

TYPE	ORDER CODE
1×4 lamps / single-sided	049-293001 0
2×4 lamps / double-sided	049-294001 0

Technical data

SQUADRO shelf floor washer, 1×4 lamps, +5° tilt, 51 W, 3000 K

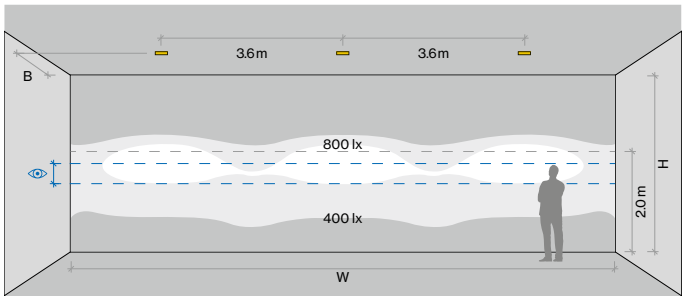

SQUADRO wall floor washer, 1×4 lamps, +5° tilt, 51 W, 3000 K

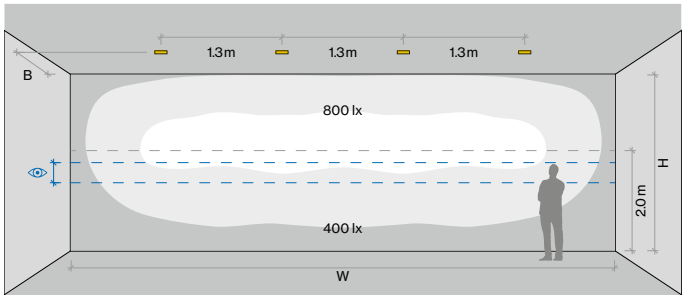

ROOM VALUES

Wall dimensions	H = 3.5 m | W = 10.8 m
Distance to wall	B = 1.3 m
Aisle width	2.6 m
Reflection factor	0.7 | 0.7 | 0.2
Maintenance factor	0.9

CALCULATION SURFACE

Surface dimensions	10.8 × 3.5 m
Surface height	0 – 3.5 m
Eye level	1.35 m – 1.75 m

LIGHT DISTRIBUTION 1×4 LAMPS

shelf floor washer

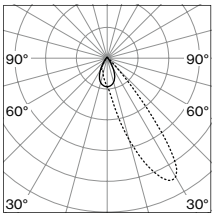

wall floor washer

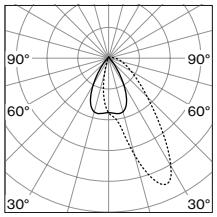

LIGHT DISTRIBUTION 2×4 LAMPS

shelf floor washer

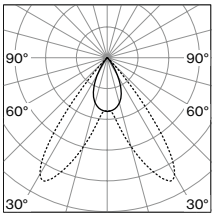

wall floor washer

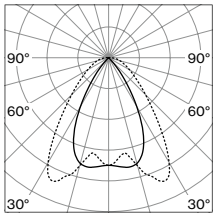

1× shelf / 1× wall floor washer

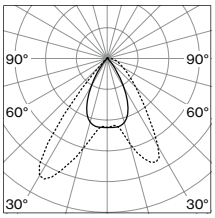

In the spotlight



BO

EN Beautiful design and flexibility distinguishes the BO series of ceiling and track-mounted spotlights. Multiple sizes and different beam angles deliver great freedom in staging. The individual spotlights are available as semi-recessed or surface-mounted variants or as single or dual-lamp spotlights in an elegant base with an integrated driver, as well as track-mounted spotlights. Different housing and light colours (2700 K, 3000 K, or 4000 K) offer flexibility in different architectural concepts, and different versions promises excellent colour rendering with up to CRI ≥ 95 (2-SDCM). The spots can be rotated up to 360° and swivelled 90°, making BO an ideal spotlight for shops and display areas.

DE Formschön und flexibel: das zeichnet die Decken- sowie Stromschienenstrahlerserie BO aus. Durch mehrere Größen und verschiedene Ausstrahlwinkel haben Sie große Freiheit bei der Inszenierung. Die Einzelstrahler sind als Halbeinbau- oder Anbauvariante und als ein- oder zweiflammiger Strahler in einem eleganten Gehäuse mit integriertem Driver sowie als Stromschienenstrahler erhältlich. Verschiedene Gehäuse- und Lichtfarben (2700 K, 3000 K oder 4000 K) bieten Flexibilität in unterschiedlichen architektonischen Konzepten und versprechen eine sehr gute Farbwiedergabe von bis zu CRI ≥ 95 (2-SDCM). Die Spots sind bis zu 360° dreh- und 90° schwenkbar und machen BO zu einem idealen Strahler für Shops und Präsentationsflächen.

Types



Mountings

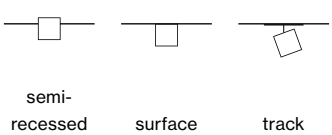

Light distribution

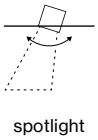









Description

EN Cylindrical spotlight made of aluminium; surface white, black or gold / black powder coated; available in special colours; spotlight head 350° rotatable and 90° tiltable; either with surface mounted housing or as ceiling recessed variant; passive cooling of LEDs with optimised heat sink geometry; COB (Chip on Board) technology for maximum efficiency; no multiple shadows; energy-efficient LEDs with very good colour rendering; binning initial ≤ 2 MacAdam; available in the light colours 2700 K, 3000 K and 4000 K; CRI ≥ 90; min. 80 % of the luminous flux after 50 000 hours; high-quality, aluminium, vapour deposition coated reflector with faceted design; precise radiation characteristic with three different beam angles; good glare reduction due to recessed light point plane; optical attachments available as accessories; degree of protection IP 20; PC II (power supply) or PC III (spotlights); optionally non-dimmable or DALI-2 control; flicker-free visual comfort through analogue current control (minimum value 1%)

DE Zylindrischer Strahler aus Aluminium; Oberfläche weiß, schwarz oder gold / schwarz pulverbeschichtet; wahlweise in Spezialfarben; Strahlerkopf 350° dreh- und 90° schwenkbar; wahlweise mit Anbaugehäuse oder als Deckeneinbauvariante; passive Kühlung der LEDs durch optimierte Kühlkörpergeometrie; mit COB (Chip on Board) Technologie für höchste Effizienz; keine Bildung von Mehrfachschatten; energieeffiziente LEDs mit sehr guter Farbwiedergabe; Binning initial ≤ 2 MacAdam; lieferbar in den Lichtfarben 2700 K, 3000 K und 4000 K; CRI ≥ 90; min. 80 % des Lichtstromes nach 50 000 h Lebensdauer; hochwertiger, aluminiumbedampfter Reflektor mit Facettenoptik; präzise Abstrahlcharakteristik mit drei verschiedenen Ausstrahlwinkeln; gute Entblendung durch zurückversetzte Lichtpunktebene; optische Aufsätze sind als Zubehör erhältlich; Schutzart IP 20; SK II (Netzversorgung) bzw. SK III (Strahler); wahlweise nicht dimmbar oder DALI-2 Steuerung; flimmerfreier Sehkomfort durch analoge Stromstärkenregelung (Minimalwert 1%)

BO 32 / 45 / 55

semi-recessed / surface

Quickinfo

2700 K, 3000 K, 4000 K
CRI ≥ 90 2-SDCM
L80 @ 50 000 h
BO 32 up to 804 lm
BO 45 up to 1390 lm
BO 55 up to 1940 lm
non DIM, DALI-2

Types

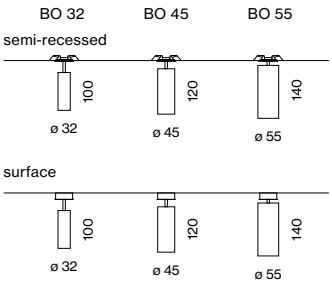

Colours



standard



xal.com/colours
(base always white)

Light distributions



spot med. flood

Order options

MOUNTING

ceiling recessed clip	1
surface housing	2

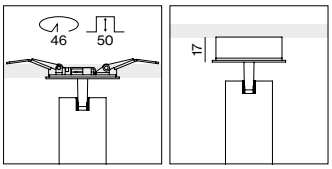

COLOUR TEMPERATURE

2700 K	4
3000 K	5
4000 K	6

MATERIAL COLOUR

white	7
black	8
black / gold	3
special colours* xal.com/colours	X

*canopy always in white



BEAM ANGLE BO 32 / 45 / 55

spot 18° / 14° / 17°	S
medium 23° / 24° / 23°	M
flood 37° / 39° / 37°	F

Options on request

COLOUR RENDERING INDEX

CRI ≥ 95 2-SDCM

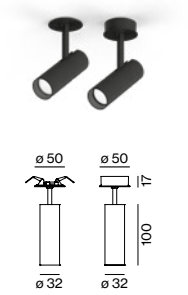

BO 32 semi-recessed / surface

350° 90° | CRI ≥ 90 | 2-SDCM | DALI 1 ADDR. | 250 mA

ADJUSTABLE

SYSTEM POWER	COLOUR TEMP.	LUMINOUS FLUX	ORDER CODE
12 W 250 mA	2700 K	719 lm	049-6 ⊼ 20 ⁘ 1 ◪ ▲
	3000 K	759 lm	
	4000 K	804 lm	

luminous flux CRI ≥ 90, medium 23°

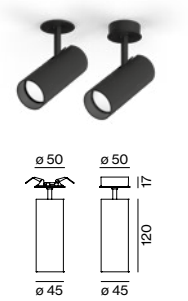

BO 45 semi-recessed / surface

350° 90° | CRI ≥ 90 | 2-SDCM | DALI 1 ADDR. | 400 mA

ADJUSTABLE

SYSTEM POWER	COLOUR TEMP.	LUMINOUS FLUX	ORDER CODE
15 W 350 mA	2700 K	974 lm	049-6 ⊼ 30 ⁘ 1 ◪ S
spot	3000 K	1030 lm	
	4000 K	1090 lm	

luminous flux CRI ≥ 90, spot 14°

16 W 400 mA	2700 K	1260 lm	049-6 ⊼ 30 ⁘ 1 ◪ ▲
medium, flood	3000 K	1320 lm	
	4000 K	1390 lm	

luminous flux CRI ≥ 90, flood 39°

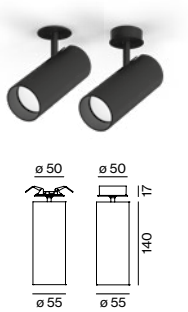

BO 55 semi-recessed / surface

350° 90° | CRI ≥ 90 | 2-SDCM | DALI 1 ADDR. | 600 mA

ADJUSTABLE

SYSTEM POWER	COLOUR TEMP.	LUMINOUS FLUX	ORDER CODE
25 W 600 mA	2700 K	1770 lm	049-6 ⊼ 40 ⁘ 1 ◪ ▲
	3000 K	1840 lm	
	4000 K	1940 lm	

luminous flux CRI ≥ 90, flood 37°

LIGHT DISTRIBUTION 4000 K, CRI ≥ 90

BO 32 medium 23°

h (m)	E0° (lx)	ø (m)
1	4660	0.41
2	1170	0.82
3	518	1.22
4	292	1.63
5	187	2.04

BO 32 flood 37°

h (m)	E0° (lx)	ø (m)
1	2210	0.67
2	553	1.34
3	246	2.01
4	138	2.68
5	88	3.35

BO 45 medium 24°

h (m)	E0° (lx)	ø (m)
1	7460	0.43
2	1870	0.86
3	829	1.30
4	466	1.73
5	298	2.16

BO 45 flood 39°

h (m)	E0° (lx)	ø (m)
1	3550	0.70
2	887	1.40
3	394	2.10
4	222	2.80
5	142	3.50

BO 55 medium 23°

h (m)	E0° (lx)	ø (m)
1	10500	0.41
2	2620	0.82
3	1160	1.23
4	654	1.64
5	419	2.05

BO 55 flood 37°

h (m)	E0° (lx)	ø (m)
1	5450	0.67
2	1360	1.34
3	605	2.00
4	340	2.67
5	218	3.34

Electrical accessories

CONVERTER supply 220–240 V AC, 50-60 Hz, ⧈ PC II

TYPE	LUMINAIRE	L·W·H (mm)	ORDER CODE
12 W 250 mA | non DIM	BO 32	147·44·22	049-4910010
12 W 250 mA | DALI-2	BO 32	147·44·22	049-4910030
15 W 350 mA | non DIM	BO 45 spot	147·44·22	049-4913010
15 W 350 mA | DALI-2	BO 45 spot	147·44·22	049-4913030
16 W 400 mA | non DIM	BO 45	147·44·22	049-4911010
16 W 400 mA | DALI-2	BO 45	147·44·22	049-4911030
25 W 600 mA | non DIM	BO 55	147·44·22	049-4912010
25 W 600 mA | DALI-2	BO 55	147·44·22	049-4912030

connection cable with plug 1000 mm included

EXTENSION CABLE plug + socket

TYPE	L (mm)	ORDER CODE
extension cable	1000	049-4951100
extension cable	2000	049-4951200
extension cable	3000	049-4951300

max. extension cable length see mounting instructions

Optical accessories

HONEYCOMB LOUVER

TYPE	Ø·H (mm)	ORDER CODE
BO 32	30·3	007-1965168
BO 45	42·3	007-1965188
BO 55	50·3	007-1965698

back



Description

EN Cylindrical spotlight made of aluminium; surface white, black or gold / black powder coated; available in special colours; spotlight head 350° / 330° (1 lamp / 2 lamps) rotatable and 90° tiltable; choice of single lamp or double lamps; surface mounted housing in aluminium incl. converter; mounting plate with pre-assembled converter unit can be pre-mounted; luminaire housing can be attached without tools by interlock; passive cooling of LEDs with optimised heat sink geometry; COB (Chip on Board) technology for maximum efficiency; no multiple shadows; energy-efficient LEDs with very good colour rendering; binning initial ≤ 2 MacAdam; available in the light colours 2700 K, 3000 K and 4000 K; CRI ≥ 90; min. 80 % of the luminous flux after 50 000 hours; high-quality, aluminium, vapour deposition coated reflector with faceted design; precise radiation characteristic with three different beam angles; good glare reduction due to recessed light point plane; optical attachments available as accessories; degree of protection IP 20; PC I; optionally non-dimmable or DALI-2 control; flicker-free visual comfort through analogue current control (minimum value 1%)

DE Zylindrischer Strahler aus Aluminium; Oberfläche weiß, schwarz oder gold / schwarz pulverbeschichtet; wahlweise in Spezialfarben; Strahlerkopf 350° / 330° (1-flammig / 2-flammig) dreh- und 90° schwenkbar; wahlweise einflammig oder zweiflammig; Anbaugehäuse aus Aluminium inkl. Konverter; Montageplatte mit vormontierter Konvertereinheit vorab montierbar; Leuchtenkörper mittels Verriegelung werkzeuglos aufsetzbar; passive Kühlung der LEDs durch optimierte Kühlkörpergeometrie; mit COB (Chip on Board) Technologie für höchste Effizienz; keine Bildung von Mehrfachschatten; energieeffiziente LEDs mit sehr guter Farbwiedergabe; Binning initial ≤ 2 MacAdam; lieferbar in den Lichtfarben 2700 K, 3000 K und 4000 K; CRI ≥ 90; min. 80 % des Lichtstromes nach 50 000 h Lebensdauer; hochwertiger, aluminiumbedampfter Reflektor mit Facettenoptik; präzise Abstrahlcharakteristik mit drei verschiedenen Ausstrahlwinkeln; gute Entblendung durch zurückversetzte Lichtpunktebene; optische Aufsätze sind als Zubehör erhältlich; Schutzart IP 20; SK I; wahlweise nicht dimmbar oder DALI-2 Steuerung; flimmerfreier Sehkomfort durch analoge Stromstärkenregelung (Minimalwert 1%)

BO 45 base
surface

Quickinfo

2700 K, 3000 K, 4000 K
CRI ≥ 90 2-SDCM
L80 @ 50 000 h
up to 2 × 1315 lm
non DIM, DALI-2

Types

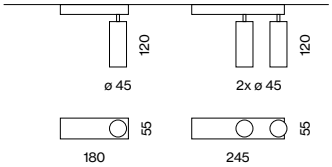

Colours



standard



xal.com/colours
(base always white)

Light distributions



spot med. flood

Order options

COLOUR TEMPERATURE

2700 K	4
3000 K	5
4000 K	6

CONTROL

non DIM	1
DALI-2	3

MATERIAL COLOUR

white	7
black	8
black / gold	3
special colours* xal.com/colours	X

*base always in white



BEAM ANGLE

spot 14°	S
medium 24°	M
flood 39°	F

Options on request

COLOUR RENDERING INDEX

CRI ≥ 95 2-SDCM

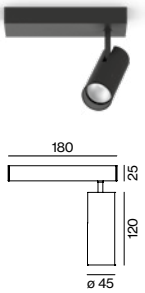

BO 45 base surface

350° 90° | CRI ≥ 90 | 2-SDCM | DALI 1 ADDR. | 220-240 V

1 LAMP

SYSTEM POWER	COLOUR TEMP.	LUMINOUS FLUX	ORDER CODE
15 W	2700 K	974 lm	049-6330 S
spot	3000 K	1030 lm	
	4000 K	1090 lm	

luminous flux CRI ≥ 90, spot 14°

16 W	2700 K	1250 lm	049-6330 ▲
medium, flood	3000 K	1310 lm	
	4000 K	1370 lm	

luminous flux CRI ≥ 90, medium 24°

LIGHT DISTRIBUTION 4000 K, CRI ≥ 90

BO 45 spot 14°

h (m)	E0° (lx)	ø (m)
1	13900	0.24
2	3470	0.48
3	1540	0.72
4	868	0.96
5	556	1.20

BO 45 medium 24°

h (m)	E0° (lx)	ø (m)
1	7410	0.43
2	1850	0.86
3	823	1.30
4	463	1.73
5	296	2.16

BO 45 flood 39°

h (m)	E0° (lx)	ø (m)
1	3500	0.70
2	874	1.40
3	389	2.10
4	219	2.80
5	140	3.50

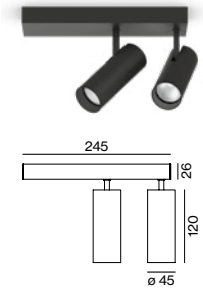

BO 45 base surface

330° 90° | CRI ≥ 90 | 2-SDCM | DALI 1 ADDR. | 220-240 V

2 LAMPS

SYSTEM POWER	COLOUR TEMP.	LUMINOUS FLUX	ORDER CODE
2 × 15 W	2700 K	2 × 974 lm	049-6430 S
spot	3000 K	2 × 1030 lm	
	4000 K	2 × 1090 lm	

luminous flux CRI ≥ 90, spot 14°

2 × 14 W	2700 K	2 × 1125 lm	049-6430 ▲
medium, flood	3000 K	2 × 1220 lm	
	4000 K	2 × 1315 lm	

luminous flux CRI ≥ 90, medium 24°

LIGHT DISTRIBUTION 4000 K, CRI ≥ 90

BO 45 spot 14°

h (m)	E0° (lx)	ø (m)
1	27800	0.24
2	6950	0.48
3	3090	0.72
4	1740	0.96
5	1110	1.20

BO 45 medium 24°

h (m)	E0° (lx)	ø (m)
1	14200	0.43
2	3540	0.86
3	1570	1.30
4	885	1.73
5	567	2.16

BO 45 flood 39°

h (m)	E0° (lx)	ø (m)
1	6710	0.70
2	1680	1.40
3	746	2.10
4	420	2.80
5	268	3.50

Optical accessories

HONEYCOMB LOUVER

TYPE	Ø·H (mm)	ORDER CODE
BO 45	42·3	007-1965188



Description

EN Track light made of die-cast aluminium; surface white, black or gold powder coated; available in special colours; spotlight head rotates 360° and tilts 90°; converter integrated in the power track adapter; COB (Chip on Board) technology for maximum efficiency; no multiple shadows; energy-efficient LEDs with very good colour rendering; binning initial ≤ 2 MacAdam; available in the light colours 2700 K, 3000 K and 4000 K; CRI ≥ 90 or CRI ≥ 95; min. 80 % of the luminous flux after 50 000 hours; high-quality, aluminium, vapour deposition coated reflector with faceted design; precise radiation characteristic with three different beam angles; good glare reduction due to recessed light point plane; optical attachments available as accessories; degree of protection IP 20; PC II; adapter for toolless insertion or movement on a variety of 3-phase power tracks; adapter flush with the power track; optionally non-dimmable or DALI-2 control

DE Stromschienenstrahler aus Aluminiumdruckguss; Oberfläche weiß, schwarz oder gold pulverbeschichtet; wahlweise in Spezialfarben; Strahlerkopf 360° dreh- und 90° schwenkbar; Konverter im Stromschienen-Adapter integriert; mit COB (Chip on Board) Technologie für höchste Effizienz; keine Bildung von Mehrfachschatten; energieeffiziente LEDs mit sehr guter Farbwiedergabe; Binning initial ≤ 2 MacAdam; lieferbar in den Lichtfarben 2700 K, 3000 K und 4000 K; CRI ≥ 90 oder CRI ≥ 95; min. 80 % des Lichtstromes nach 50 000 h Lebensdauer; hochwertiger, aluminiumbedampfter Reflektor mit Facettenoptik; präzise Abstrahlcharakteristik mit drei verschiedenen Ausstrahlwinkeln; gute Entblendung durch zurückversetzte Lichtpunktebene; optische Aufsätze sind als Zubehör erhältlich; Schutzart IP 20; SK II; Adapter für werkzeugloses Einsetzen bzw. Verschieben in verschiedenen 3-Phasen Stromschienen; Adapter bündig mit Stromschiene abschließend; wahlweise nicht dimmbar oder DALI-2 Steuerung

BO 32 / 45 / 55
intrack

Quickinfo

2700 K, 3000 K, 4000 K
CRI ≥ 90, CRI ≥ 95 2-SDCM
L80 @ 50 000 h
BO 32 up to 804 lm
BO 45 up to 1390 lm
BO 55 up to 1940 lm
non DIM, DALI-2

Types

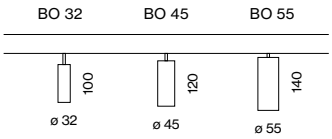

Colours



standard



xal.com/colours

Light distributions



spot med. flood

Order options

COLOUR TEMPERATURE

2700 K | CRI ≥ 90	4
2700 K | CRI ≥ 95	9
3000 K | CRI ≥ 90	5
3000 K | CRI ≥ 95	0
4000 K | CRI ≥ 90	6
4000 K | CRI ≥ 95	1

CONTROL

non DIM	1
DALI-2	3

MATERIAL COLOUR

white	7
black	8
gold	9
special colours xal.com/colours	X



BEAM ANGLE BO 32

spot 18°	S
medium 23°	M
flood 37°	F

BEAM ANGLE BO 45

spot 14°	S
medium 24°	M
flood 39°	F

BEAM ANGLE BO 55

spot 17°	S
medium 23°	M
flood 37°	F

LIGHT DISTRIBUTION 4000 K, CRI ≥ 90

BO 32 medium 23°

h (m)	E0° (lx)	ø (m)
1	4660	0.41
2	1170	0.82
3	518	1.22
4	292	1.63
5	187	2.04

BO 32 flood 37°

h (m)	E0° (lx)	ø (m)
1	2210	0.67
2	553	1.34
3	246	2.01
4	138	2.68
5	88	3.35

BO 45 medium 24°

h (m)	E0° (lx)	ø (m)
1	7460	0.43
2	1870	0.86
3	829	1.30
4	466	1.73
5	298	2.16

BO 45 flood 39°

h (m)	E0° (lx)	ø (m)
1	3550	0.70
2	887	1.40
3	394	2.10
4	222	2.80
5	142	3.50

BO 55 medium 23°

h (m)	E0° (lx)	ø (m)
1	10500	0.41
2	2620	0.82
3	1160	1.23
4	654	1.64
5	419	2.05

BO 55 flood 37°

h (m)	E0° (lx)	ø (m)
1	5450	0.67
2	1360	1.34
3	605	2.00
4	340	2.67
5	218	3.34

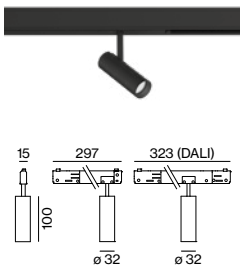

BO 32 intrack

360° 90° | CRI ≥95 | 2-SDCM | DALI 1 ADDR. | 220-240 V

TRACK LIGHT

SYS. POWER	TRACK	COLOUR TEMP.	LUM. FLUX	ORDER CODE
12 W	Stucchi	2700 K	719 lm	180-7111
		3000 K	759 lm	
		4000 K	804 lm	

luminous flux CRI ≥ 90, medium 23°

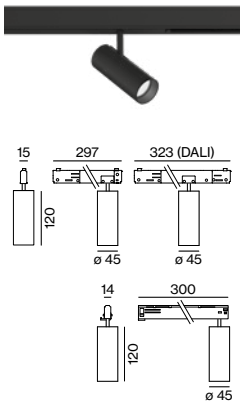

BO 45 intrack

360° 90° | CRI ≥95 | 2-SDCM | DALI 1 ADDR. | 220-240 V

TRACK LIGHT

SYS. POWER	TRACK	COLOUR TEMP.	LUM. FLUX	ORDER CODE
15 W spot	Stucchi	2700 K	974 lm	180-7211 S
		3000 K	1030 lm	
		4000 K	1090 lm	
15 W spot	Eutrac	2700 K	974 lm	080-7211 S
		3000 K	1030 lm	
		4000 K	1090 lm	

luminous flux CRI ≥ 90, spot 14°

16 W medium, flood	Stucchi	2700 K	1260 lm	180-7211
		3000 K	1320 lm	
		4000 K	1390 lm	
16 W medium, flood	Eutrac	2700 K	1260 lm	080-7211
		3000 K	1320 lm	
		4000 K	1390 lm	

luminous flux CRI ≥ 90, flood 39°

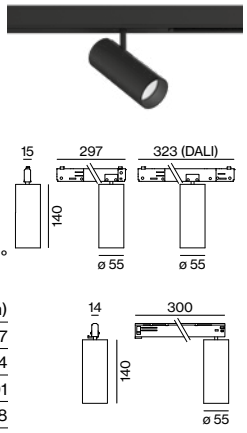

BO 55 intrack

360° 90° | CRI ≥95 | 2-SDCM | DALI 1 ADDR. | 220-240 V

TRACK LIGHT

SYS. POWER	TRACK	COLOUR TEMP.	LUM. FLUX	ORDER CODE
25 W	Stucchi	2700 K	1770 lm	180-7311
		3000 K	1840 lm	
		4000 K	1940 lm	
25 W	Eutrac	2700 K	1770 lm	080-7311
		3000 K	1840 lm	
		4000 K	1940 lm	

luminous flux CRI ≥ 90, flood 37°

Optical accessories

HONEYCOMB LOUVER

TYPE	Ø·H (mm)	ORDER CODE
BO 32	30·3	007-1965168
BO 45	42·3	007-1965188
BO 55	50·3	007-1965698



Description

EN Track light made of die-cast aluminium; surface powder coated in white or black; spotlight head 355° rotatable and 90° tiltable; converter integrated in the power track adapter; COB (Chip on Board) technology for maximum efficiency; no multiple shadows; energy-efficient LEDs with very good colour rendering; binning initial ≤ 2 MacAdam; available in the light colours 3000 K and 4000 K; CRI ≥ 90; min. 80 % of the luminous flux after 50 000 hours; high-quality, aluminium, vapour deposition coated reflector with faceted design; precise radiation characteristic with three (BO 55) or four (BO 70) different beam angles; good glare reduction due to recessed light point plane; optical attachments available as accessories; degree of protection IP 20; PC II; adapter for toolless insertion or movement on a variety of 3-phase power tracks; optionally non-dimmable or DALI-2 control

DE Stromschienenstrahler aus Aluminiumdruckguss; Oberfläche weiß oder schwarz pulverbeschichtet; Strahlerkopf 355° dreh- und 90° schwenkbar; Konverter im Stromschienen-Adapter integriert; mit COB (Chip on Board) Technologie für höchste Effizienz; keine Bildung von Mehrfachschatten; energieeffiziente LEDs mit sehr guter Farbwiedergabe; Binning initial ≤ 2 MacAdam; lieferbar in den Lichtfarben 3000 K und 4000 K; CRI ≥ 90; min. 80 % des Lichtstromes nach 50 000 h Lebensdauer; hochwertiger, aluminiumbedampfter Reflektor mit Facettenoptik; präzise Abstrahlcharakteristik mit drei (BO 55) bzw. vier (BO 70) verschiedenen Ausstrahlwinkeln; gute Entblendung durch zurückversetzte Lichtpunktebene; optische Aufsätze sind als Zubehör erhältlich; Schutzart IP 20; SK II; Adapter für werkzeugloses Einsetzen bzw. Verschieben in verschiedenen 3-Phasen Stromschienen; wahlweise nicht dimmbar oder DALI-2 Steuerung

BO 55/70

track

Quickinfo

3000 K, 4000 K
CRI ≥ 90 2-SDCM
L80 @ 50 000 h
BO 55 up to 2170 lm
BO 70 up to 3470 lm
non DIM, DALI-2

Type

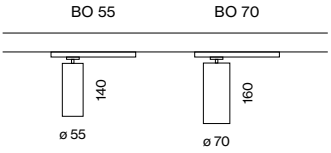

Colours

Light distributions

BO 55



BO 70



Order options

COLOUR TEMPERATURE

3000 K	5
4000 K	6

CONTROL

non DIM	1
DALI-2	3

MATERIAL COLOUR

white	7
black	8

(7) **8**

BEAM ANGLE BO 55

spot 17°	S
medium 24°	M
flood 40°	F

BEAM ANGLE BO 70

spot 15°	S
medium 23°	M
flood 37°	F
wide flood 57°	W

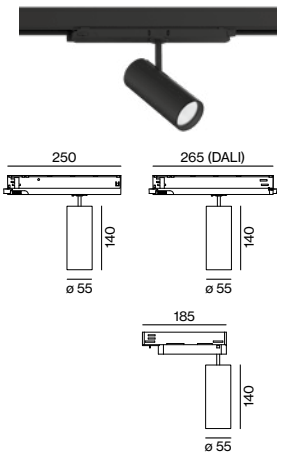

BO 55 track

355° 90° | CRI ≥90 | 2-SDCM | DALI 1 ADDR. | 220-240 V

TRACK LIGHT

SYS. POWER	TRACK	COLOUR TEMP.	LUM. FLUX	ORDER CODE
25 W	Stucchi	3000 K	2060 lm	180-7312
		4000 K	2170 lm	
25 W	Eutrac	3000 K	2060 lm	080-7312 3
		4000 K	2170 lm	

luminous flux CRI ≥ 90, medium 24°

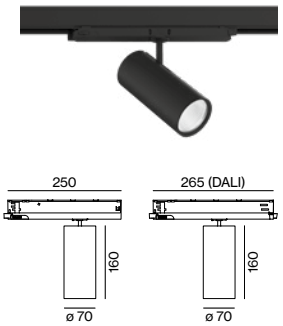

BO 70 track

355° 90° | CRI ≥90 | 2-SDCM | DALI 1 ADDR. | 220-240 V

TRACK LIGHT

SYS. POWER	TRACK	COLOUR TEMP.	LUM. FLUX	ORDER CODE
45 W	Stucchi	3000 K	3310 lm	180-7411
		4000 K	3470 lm	

luminous flux CRI ≥ 90, medium 23°

LIGHT DISTRIBUTION 4000 K, CRI ≥ 90

BO 55 medium 24°

h (m)	E0° (lx)	ø (m)
1	9980	0.42
2	2490	0.84
3	1110	1.27
4	624	1.69
5	399	2.11

BO 55 flood 40°

h (m)	E0° (lx)	ø (m)
1	5070	0.73
2	1270	1.45
3	564	2.18
4	317	2.90
5	203	3.63

BO 70 medium 23°

h (m)	E0° (lx)	ø (m)
1	15800	0.41
2	3960	0.82
3	1760	1.23
4	990	1.64
5	633	2.05

BO 70 flood 37°

h (m)	E0° (lx)	ø (m)
1	8610	0.67
2	2150	1.34
3	957	2.01
4	538	2.68
5	344	3.35

Optical accessories

HONEYCOMB LOUVER

TYPE	Ø·H (mm)	ORDER CODE
BO 55	50·3	007-1965598
BO 70	61·3	080-5900018

Universal expert



VARO

EN As a track-mounted spotlight, VARO focuses on the essentials and can be used universally. It is available in three different sizes and thanks to its 355° rotation and 90° swivelling capability, is extremely flexible in use. This flexibility is supported by the fact that the spotlights can be inserted and moved along the track without tools. It is ideal for use in shops whose interior design is continually evolving. The high-quality reflector from VARO ensures a particularly precise beam characteristic at different angles, all with an excellent colour rendering of CRI ≥ 90. Depending on the desired spatial effect, you can choose between the 3000 K and 4000 K light colours.

DE Als Stromschienenstrahler fokussiert VARO auf das Wesentliche und ist universell einsetzbar. Er ist in drei verschiedenen Größen verfügbar und durch 355° Dreh- und 90° Schwenkbarkeit höchst beweglich im Einsatz. Unterstützt wird diese Flexibilität durch werkzeugloses Einsetzen und Verschieben der Strahler in der Stromschiene: ideal für den Einsatz in Shops, deren Innenarchitektur sich immer wieder verändert. Der hochwertige Reflektor von VARO sorgt für eine besonders präzise Abstrahlcharakteristik in verschiedenen Winkeln – und das bei sehr guter Farbwiedergabe von CRI ≥ 90. Je nach gewünschter Raumwirkung haben Sie die Wahl zwischen den Lichtfarben 3000 K und 4000 K.

Types



80 110

Mounting



track

Light distribution

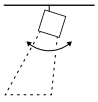

spotlight



Quickinfo

3000 K, 4000 K
CRI ≥ 90
L80 / 50 000 h
up to 3690 lm
non DIM, DALI-2

Types

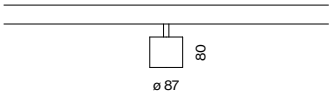

Colours



Light distributions



Description

EN Track light made of die-cast aluminium; surface powder coated in white, grey or black; 355° rotatable and 90° tiltable; integrated converter in the plastic adapter; COB (Chip on Board) technology for maximum efficiency; no multiple shadows; energy-efficient LEDs with very good colour rendering; binning initial ≤ 3 MacAdam; available in the light colours 3000 K and 4000 K; CRI ≥ 90; min. 80 % of the luminous flux after 50 000 hours; high quality reflector with spherical facet finish; precise radiation characteristic with three different beam angles; installed and exchanged without tools; optical attachments available as accessories; optical attachments can be combined; degree of protection IP 20; PC II; adapter for toolless insertion or movement on a variety of 3-phase power tracks; optionally non-dimmable or DALI-2 control

DE Stromschienenstrahler aus Aluminiumdruckguss; Oberfläche weiß, grau oder schwarz pulverbeschichtet; 355° dreh- und 90° schwenkbar; Konverter im Kunststoffadapter integriert; mit COB (Chip on Board) Technologie für höchste Effizienz; keine Bildung von Mehrfachschatten; energieeffiziente LEDs mit sehr guter Farbwiedergabe; Binning initial ≤ 3 MacAdam; lieferbar in den Lichtfarben 3000 K und 4000 K; CRI ≥ 90; min. 80 % des Lichtstromes nach 50 000 h Lebensdauer; hochwertiger Reflektor mit sphärischer Facettenoptik; präzise Abstrahlcharakteristik mit drei verschiedenen Ausstrahlwinkeln; werkzeuglos einsetz- bzw. austauschbar; optische Aufsätze sind als Zubehör erhältlich; optische Aufsätze miteinander kombinierbar; Schutzart IP 20; SK II; Adapter für werkzeugloses Einsetzen bzw. Verschieben in verschiedenen 3-Phasen Stromschienen; wahlweise nicht dimmbar oder DALI-2 Steuerung

VARO 80 S

track

Order options

COLOUR TEMPERATURE

3000 K	0
4000 K	1

CONTROL

non DIM	1
DALI-2*	3

*works only with TRACK STUCCHI / GLOBAL PULSE

MATERIAL COLOUR

white	7
grey	6
black	8

7 6 8

BEAM ANGLE

spot 17°	S
medium 28°	M
flood 38°	F

Options on request

COLOUR RENDERING INDEX

CRI ≥ 80

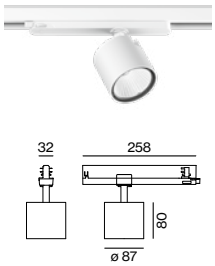

VARO 80 S track

355° 90° | CRI ≥ 90 | DALI 1 ADDR. | 220-240V

TRACK LIGHT

SYS. POWER	TRACK	COLOUR TEMP.	LUM. FLUX	ORDER CODE
29 W	Stucchi	3000 K	2560 lm	180-6420
		4000 K	2750 lm	
45 W	Stucchi	3000 K	3430 lm	180-6421
		4000 K	3690 lm	

luminous flux medium 28°

LIGHT DISTRIBUTION 45 W, 4000 K

spot 17°

h (m)	E0° (lx)	ø (m)
1	27400	0.30
2	6840	0.60
3	3040	0.90
4	1710	1.19
5	1090	1.49

medium 28°

h (m)	E0° (lx)	ø (m)
1	13000	0.49
2	3240	0.99
3	1440	1.48
4	810	1.97
5	519	2.46

flood 38°

h (m)	E0° (lx)	ø (m)
1	8220	0.68
2	2060	1.37
3	913	2.05
4	514	2.73
5	329	3.42

Optical accessories

LENSES AND HONEYCOUMB LOUVER

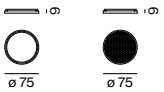

TYPE	Ø·H (mm)	ORDER CODE
linear prismatic lens	75·9	080-6402110P
flood lens clear	75·9	080-6402110F
honeycomb louver	75·9	080-6401118

SNOOT

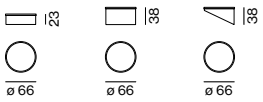

TYPE	Ø·H (mm)	ORDER CODE
short	66·23	080-6403118
medium	66·38	080-6403218
angle	66·38	080-6403318



possibility to combine different optical accessories (max. 2 pieces)



Quickinfo

3000 K, 4000 K
CRI ≥ 90
L80 / 50 000 h
VARO 80 up to 2750 lm
VARO 110 up to 4210 lm
non DIM

Types

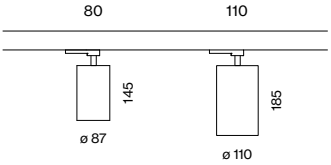

Colours



Light distributions



Description

EN Track spotlight in die-cast aluminium, available in 2 different sizes; surface powder coated in white, grey or black; 355° rotatable and 90° tiltable; converter installed in aluminium spotlight housing; COB (Chip on Board) technology for maximum efficiency; no multiple shadows; energy-efficient LEDs with very good colour rendering; binning initial ≤ 3 MacAdam; available in the light colours 3000 K and 4000 K; CRI ≥ 90; min. 80 % of the luminous flux after 50 000 hours; high quality reflector with spherical facet finish; precise radiation characteristic with three different beam angles; installed and exchanged without tools; degree of protection IP 20; PC I; adapter for toolless insertion or movement on a variety of 3-phase power tracks

DE Stromschienenstrahler aus Aluminiumdruckguss in 2 verschiedenen Größen; Oberfläche weiß, grau oder schwarz pulverbeschichtet; 355° dreh- und 90° schwenkbar; Konverter im Strahlergehäuse aus Aluminium verbaut; mit COB (Chip on Board) Technologie für höchste Effizienz; keine Bildung von Mehrfachschatten; energieeffiziente LEDs mit sehr guter Farbwiedergabe; Binning initial ≤ 3 MacAdam; lieferbar in den Lichtfarben 3000 K und 4000 K; CRI ≥ 90; min. 80 % des Lichtstromes nach 50 000 h Lebensdauer; hochwertiger Reflektor mit sphärischer Facettenoptik; präzise Abstrahlcharakteristik mit drei verschiedenen Ausstrahlwinkeln; werkzeuglos einsetz- bzw. austauschbar; Schutzart IP 20; SK I; Adapter für werkzeugloses Einsetzen bzw. Verschieben in verschiedenen 3-Phasen Stromschienen

VARO 80 / 110

track

Order options

COLOUR TEMPERATURE

3000 K	5
4000 K	6

CONTROL

non DIM

MATERIAL COLOUR

white	7
grey	6
black	8

7 6 8

BEAM ANGLE VARO 80

spot 17°	S
medium 28°	M
flood 38°	F

BEAM ANGLE VARO 110

spot 14°	S
medium 24°	M
flood 33°	F

Options on request

COLOUR RENDERING INDEX

CRI ≥ 95 2-SDCM

SPECIAL COLOUR RENDERING

vogue	CRI ≥ 90
gallery	CRI 98
gourmet	CRI ≥ 80
fresh meat & fish	CRI ≥ 80
pastry	CRI ≥ 80
brilliant white	CRI ≥ 90

REFLECTOR

wide flood 67°

only for VARO 110

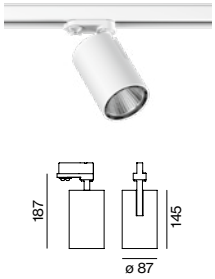

VARO 80 track

355° 90° | CRI ≥ 90 | 220-240V

TRACK LIGHT

SYS. POWER	TRACK	COLOUR TEMP.	LUM. FLUX	ORDER CODE
29 W	Stucchi / Eutrac	3000 K	2560 lm	080-6210 :: 1 ◪ ▲
		4000 K	2750 lm	

luminous flux medium 28°

LIGHT DISTRIBUTION 4000 K

spot 17°

h (m)	E0° (lx)	ø (m)
1	20400	0.30
2	5090	0.60
3	2260	0.90
4	1270	1.19
5	815	1.49

medium 28°

h (m)	E0° (lx)	ø (m)
1	9660	0.49
2	2420	0.99
3	1070	1.48
4	604	1.97
5	386	2.46

flood 38°

h (m)	E0° (lx)	ø (m)
1	6110	0.68
2	1530	1.37
3	679	2.05
4	382	2.73
5	245	3.42



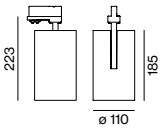

VARO 110 track

355° 90° | CRI ≥ 90 | 220-240V

TRACK LIGHT

SYS. POWER	TRACK	COLOUR TEMP.	LUM. FLUX	ORDER CODE
42 W	Stucchi / Eutrac	3000 K	3920 lm	080-6120 :: 1 ◪ ▲
		4000 K	4210 lm	

luminous flux flood 33°

LIGHT DISTRIBUTION 4000 K

spot 14°

h (m)	E0° (lx)	ø (m)
1	29000	0.25
2	7260	0.50
3	3230	0.75
4	1810	1.00
5	1160	1.25

medium 24°

h (m)	E0° (lx)	ø (m)
1	16600	0.42
2	4140	0.84
3	1840	1.27
4	1030	1.69
5	662	2.11

flood 33°

h (m)	E0° (lx)	ø (m)
1	9540	0.59
2	2380	1.18
3	1060	1.77
4	596	2.37
5	381	2.96

Optical accessories

SNOOT WITH HONEYCOMB LOUVER

TYPE	Ø·H (mm)	ORDER CODE
VARO 80	83·9	006-93120
VARO 110	106·9	006-93130

The outperformer



TIMO

EN TIMO is the right choice wherever a small, discreet spotlight with maximum light output is required. The exclusive track-mounted spotlight has a high-quality reflector, which delivers a precise beam pattern in three different angles. Additional variance in positioning is achieved by the 355° rotatable and 90° tiltable spotlight head. TIMO is inserted, moved, or exchanged along the track without tools. Depending on the requirements for colour rendering and lighting mood, the spotlight is available in CRI ≥ 80 and CRI ≥ 90 versions, or in the light colours 3000 K and 4000 K.

DE Wo ein kleiner, dezenter Strahler mit maximaler Lichtausbeute gewünscht wird, ist TIMO die richtige Wahl. Der exklusive Stromschienenstrahler verfügt über einen hochwertigen Reflektor, wodurch sich in drei verschiedenen Ausstrahlwinkeln eine präzise Abstrahlcharakteristik ergibt. Zusätzliche Varianz in der Positionierung wird durch den 355° dreh- und 90° schwenkbaren Strahlerkopf erreicht. TIMO wird entlang der Stromschiene werkzeuglos eingesetzt, verschoben oder ausgetauscht. Je nach Anforderung an die Farbwiedergabe und Lichtstimmung ist der Strahler in den Varianten CRI ≥ 80 und CRI ≥ 90 bzw. in den Lichtfarben 3000 K und 4000 K erhältlich.

Type



80

Mounting



track

Light distribution

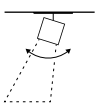

spotlight



Quickinfo

3000 K, 4000 K
CRI ≥ 80, CRI ≥ 90
L90 @ 50 000 h
up to 3790 lm
non DIM, DALI-2

Type

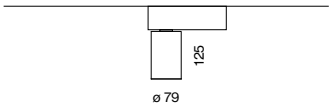

Colours



Light distributions



Description

EN Track light made of die-cast aluminium; 355° rotatable and 90° tiltable; surface powder coated in white or black; converter integrated in the power track adapter; optical attachments available as accessories; passive cooling of LEDs with optimised heat sink geometry; COB (Chip on Board) technology for maximum efficiency; no multiple shadows; energy-efficient LEDs with very good colour rendering; binning initial ≤ 3 MacAdam; available in the light colours 3000 K and 4000 K; CRI ≥ 80 or CRI ≥ 90; min. 90 % of the luminous flux after 50 000 hours; high quality aluminium reflector with spherical facet finish; high gloss anodised; precise radiation characteristic with three different beam angles; installed and exchanged without tools; degree of protection IP 20; PC I; adapter for toolless insertion or movement on a variety of 3-phase power tracks; optionally non-dimmable or DALI-2 control

DE Stromschienenstrahler aus Aluminiumdruckguss; 355° dreh- und 90° schwenkbar; Oberfläche weiß oder schwarz pulverbeschichtet; Konverter im Stromschienen-Adapter integriert; optische Aufsätze sind als Zubehör erhältlich; passive Kühlung der LEDs durch optimierte Kühlkörpergeometrie; mit COB (Chip on Board) Technologie für höchste Effizienz; keine Bildung von Mehrfachschatten; energieeffiziente LEDs mit sehr guter Farbwiedergabe; Binning initial ≤ 3 MacAdam; lieferbar in den Lichtfarben 3000 K und 4000 K; CRI ≥ 80 oder CRI ≥ 90; min. 90 % des Lichtstromes nach 50 000 h Lebensdauer; hochwertiger Aluminiumreflektor mit sphärischer Facettenoptik; hochglänzend eloxiert; präzise Abstrahlcharakteristik mit drei verschiedenen Ausstrahlwinkeln; werkzeuglos einsetz- bzw. austauschbar; Schutzart IP 20; SK I; Adapter für werkzeugloses Einsetzen bzw. Verschieben in verschiedenen 3-Phasen Stromschienen; wahlweise nicht dimmbar oder DALI-2 Steuerung

TIMO 80 free
track

Order options

COLOUR RENDERING INDEX +

CRI ≥ 80	3
CRI ≥ 90 (only 3000 K)	4

COLOUR TEMPERATURE

3000 K	5
4000 K	6

CONTROL

non DIM	1
DALI-2	3

MATERIAL COLOUR

white	7
black	8
white / black adapter housing	P

(7) (8) (P)

BEAM ANGLE ▲

spot 19°	S
medium 28°	M
flood 37°	F

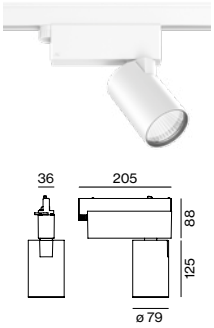

TIMO 80 free

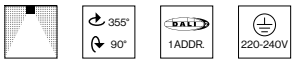

TRACK LIGHT

SYS. POWER	TRACK	COLOUR TEMP.	LUM. FLUX	ORDER CODE
19 W	Eutrac	3000 K	2390 lm	053-03+0 ⁘ ⇕ ◪ ▲
		4000 K	2470 lm	
30 W	Eutrac	3000 K	3690 lm	053-03+1 ⁘ ⇕ ◪ ▲
		4000 K	3790 lm	

luminous flux medium 28°

LIGHT DISTRIBUTION for 30 W, 4000 K

spot 19°

h (m)	E0° (lx)	ø (m)
1	17700	0.34
2	4430	0.68
3	1970	1.02
4	1110	1.36
5	709	1.70

medium 28°

h (m)	E0° (lx)	ø (m)
1	12700	0.50
2	3160	1.00
3	1410	1.50
4	791	2.00
5	506	2.50

flood 37°

h (m)	E0° (lx)	ø (m)
1	8820	0.66
2	2200	1.32
3	980	1.99
4	551	2.65
5	353	3.31

Optical accessories



LENSES AND HONEYCOMB LOUVER

TYPE	Ø·H (mm)	ORDER CODE
linear prismatic lens	72·3	006-92207
honeycomb louver	72·3	006-93102

Perfectly staged



ARGO

EN ARGO is a retail spotlight that was designed to stand out from the crowd. As a recessed ceiling or track-mounted spotlight, its elegant, rounded shape is striking. The spotlight head can be rotated 365° and swivelled 90° to respond effortlessly to evolving shop layouts. Highly efficient LEDs in the light colours 3000 K or 4000 K with excellent colour rendering (CRI ≥ 90) promise perfect product presentation. ARGO, with its precise radiation characteristics and optional optical attachments, is the ideal spotlight for premium stores.

DE ARGO wurde als Retail-Strahler entwickelt, der aus der Masse hervorsticht. Als Deckeneinbau- bzw. Stromschienenstrahler fällt er durch seine elegante, abgerundete Form auf. Der Strahlerkopf ist 365° drehbar und 90° schwenkbar, um mühelos auf veränderliche Shop-Layouts zu reagieren. Perfekte Wareninszenierung versprechen hocheffiziente LEDs in den Lichtfarben 3000 K oder 4000 K mit sehr guter Farbwiedergabe (CRI ≥ 90). Mit seinen präzisen Abstrahlcharakteristiken und optional verfügbaren optischen Aufsätzen ist ARGO der ideale Strahler für Premium-Stores.

Mountings

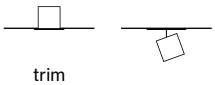

trim
recessed

track

Light distribution

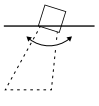

spotlight

back





Quickinfo

3000 K, 4000 K
CRI ≥ 90
L90 @ 50 000 h
up to 3630 lm
non DIM, DALI-2

Type

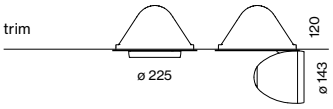

Colours



Light distributions



Description

EN Recessed spotlight made of die-cast aluminium; 365° rotatable and 90° tiltable outward; surface powder coated in white or black; optical attachments available as accessories; passive cooling of LEDs with optimised heat sink geometry; COB (Chip on Board) technology for maximum efficiency; no multiple shadows; energy-efficient LEDs with very good colour rendering; binning initial ≤ 3 MacAdam; available in the light colours 3000 K and 4000 K; CRI ≥ 90; min. 90 % of the luminous flux after 50 000 hours; high quality aluminium reflector with spherical facet finish; high gloss anodised; precise radiation characteristic with three different beam angles; installed and exchanged without tools; degree of protection IP 20; PC II; optionally non-dimmable or DALI-2 control

DE Deckeneinbaustrahler aus Aluminiumdruckguss; 365° dreh- und 90° ausschwenkbar; Oberfläche weiß oder schwarz pulverbeschichtet; optische Aufsätze sind als Zubehör erhältlich; passive Kühlung der LEDs durch optimierte Kühlkörpergeometrie; COB (Chip on Board) Technologie für höchste Effizienz; keine Bildung von Mehrfachschatten; energieeffiziente LEDs mit sehr guter Farbwiedergabe; Binning initial ≤ 3 MacAdam; lieferbar in den Lichtfarben 3000 K und 4000 K; CRI ≥ 90; min. 90 % des Lichtstromes nach 50 000 h Lebensdauer; hochwertiger Aluminiumreflektor mit sphärischer Facettenoptik; hochglänzend eloxiert; präzise Abstrahlcharakteristik mit drei verschiedenen Ausstrahlwinkeln; werkzeuglos einsetz- bzw. austauschbar; Schutzart IP 20; SK II; wahlweise nicht dimmbar oder DALI-2 Steuerung

ARGO
recessed

reddot award 2014
best of the best

Order options

COLOUR TEMPERATURE

3000 K	5
4000 K	6

COLOUR RENDERING INDEX

CRI ≥ 90	

CONTROL

non DIM	1
DALI-2	3

MATERIAL COLOUR

white	7
black	8

(7) (8)

REFLECTOR

spot 14°	S
medium 25°	M
flood 41°	F

Options on request

SPECIAL COLOUR RENDERING

vogue	CRI ≥ 90
gallery	CRI 98
gourmet	CRI ≥ 80
fresh meat & fish	CRI ≥ 80
pastry	CRI ≥ 80
brilliant white	CRI ≥ 90

REFLECTOR

wide flood 58°



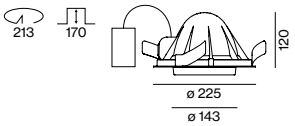

ARGO trim

365° 90° | CRI ≥90 | DALI 1 ADDR. | 220-240V

SPOTLIGHT

SYSTEM POWER	COLOUR TEMP.	LUMINOUS FLUX	ORDER CODE
28 W	3000 K	2850 lm	053-8100
	4000 K	3000 lm	
36 W	3000 K	3460 lm	053-8101
	4000 K	3630 lm	

luminous flux medium 25°

LIGHT DISTRIBUTION 36 W, 4000 K

spot 14°

h (m)	E0° (lx)	ø (m)
1	32400	0.24
2	8110	0.49
3	3600	0.73
4	2030	0.97
5	1300	1.21

medium 25°

h (m)	E0° (lx)	ø (m)
1	14700	0.44
2	3680	0.87
3	1640	1.31
4	921	1.75
5	589	2.18

flood 41°

h (m)	E0° (lx)	ø (m)
1	6510	0.74
2	1630	1.48
3	723	2.22
4	407	2.96
5	260	3.70

Optical accessories

LENSES AND HONEYCOMB LOUVER



TYPE	Ø·H (mm)	ORDER CODE
sculpture lens	105·3	006-92237
flood lens clear	105·3	006-92238
honeycomb louver	105·3	006-93132

ANTI-GLARE ADAPTOR



TYPE	Ø·H (mm)	ORDER CODE
white 65°	106·65	005-07107
black 65°	106·65	005-07108
white	106·65	005-07117
black	106·65	005-07118



Quickinfo

3000 K, 4000 K
CRI ≥ 90
L90 @ 50 000 h
up to 4170 lm
non DIM, DALI-2

Type

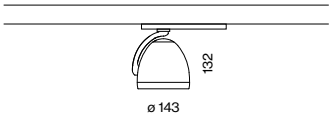

Colours



Light distributions



Description

EN Track light made of die-cast aluminium; 365° rotatable and +/- 90° tiltable; surface powder coated in white or black; converter integrated in the power track adapter; optical attachments available as accessories; passive cooling of LEDs with optimised heat sink geometry; COB (Chip on Board) technology for maximum efficiency; no multiple shadows; energy-efficient LEDs with very good colour rendering; binning initial ≤ 3 MacAdam; available in the light colours 3000 K and 4000 K; CRI ≥ 90; min. 90 % of the luminous flux after 50 000 hours; high quality aluminium reflector with spherical facet finish; high gloss anodised; precise radiation characteristic with three different beam angles; installed and exchanged without tools; degree of protection IP 20; PC I; adapter for toolless insertion or movement on a variety of 3-phase power tracks; optionally non-dimmable or DALI-2 control

DE Stromschienenstrahler aus Aluminiumdruckguss; 365° dreh- und +/- 90° schwenkbar; Oberfläche weiß oder schwarz pulverbeschichtet; Konverter im Stromschienen-Adapter integriert; optische Aufsätze sind als Zubehör erhältlich; passive Kühlung der LEDs durch optimierte Kühlkörpergeometrie; mit COB (Chip on Board) Technologie für höchste Effizienz; keine Bildung von Mehrfachschatten; energieeffiziente LEDs mit sehr guter Farbwiedergabe; Binning initial ≤ 3 MacAdam; lieferbar in den Lichtfarben 3000 K und 4000 K; CRI ≥ 90; min. 90 % des Lichtstromes nach 50 000 h Lebensdauer; hochwertiger Aluminiumreflektor mit sphärischer Facettenoptik; hochglänzend eloxiert; präzise Abstrahlcharakteristik mit drei verschiedenen Ausstrahlwinkeln; werkzeuglos einsetz- bzw. austauschbar; Schutzart IP 20; SK I; Adapter für werkzeugloses Einsetzen bzw. Verschieben in verschiedenen 3-Phasen Stromschienen; wahlweise nicht dimmbar oder DALI-2 Steuerung

ARGO

track

Order options

COLOUR TEMPERATURE

3000 K	5
4000 K	6

CONTROL

non DIM	1
DALI-2	3

MATERIAL COLOUR

white	7
black	8
white / black adapter housing	P

(7) (8) (P)

BEAM ANGLE

spot 14°	S
medium 25°	M
flood 41°	F

Options on request

SPECIAL COLOUR

vogue	CRI ≥ 90
gallery	CRI 98
gourmet	CRI ≥ 80
fresh meat & fish	CRI ≥ 80
pastry	CRI ≥ 80
brilliant white	CRI ≥ 90

REFLECTOR

wide flood 58°



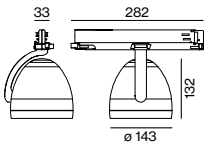

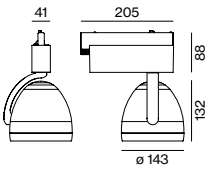

ARGO track

365° ± 90° | CRI ≥ 90 | DALI 1 ADDR. | 220-240V

TRACK LIGHT

SYS. POWER	TRACK	COLOUR TEMP.	LUM. FLUX	ORDER CODE
29 W	Stucchi	3000 K	3020 lm	153-8130
		4000 K	3170 lm	
43 W	Stucchi	3000 K	3970 lm	153-8131
		4000 K	4170 lm	
29 W	Eutrac	3000 K	3020 lm	053-8130
		4000 K	3170 lm	
43 W	Eutrac	3000 K	3970 lm	053-8131 1
		4000 K	4170 lm	

luminous flux medium 25°

LIGHT DISTRIBUTION for 43 W, 4000 K

spot 14°

h (m)	E0° (lx)	ø (m)
1	37300	0.24
2	9320	0.49
3	4140	0.73
4	2330	0.97
5	1490	1.21

medium 25°

h (m)	E0° (lx)	ø (m)
1	16900	0.44
2	4230	0.87
3	1880	1.31
4	1060	1.75
5	677	2.18

flood 41°

h (m)	E0° (lx)	ø (m)
1	7480	0.74
2	1870	1.48
3	831	2.22
4	467	2.96
5	299	3.70

Optical accessories

LENSES AND HONEYCOMB LOUVER



TYPE	Ø·H (mm)	ORDER CODE
sculpture lens	105·3	006-92237
flood lens clear	105·3	006-92238
honeycomb louver	105·3	006-93132

ANTI-GLARE ADAPTOR



TYPE	Ø·H (mm)	ORDER CODE
white 65°	106·65	005-07107
black 65°	106·65	005-07108
white	106·65	005-07117
black	106·65	005-07118

Smooth wall illumination



STRAIGHT wallwasher

EN Whether for a store, museum, or corporate building, this wallwasher is the ideal solution for evenly illuminating walls. A specially calculated, curved reflector ensures homogeneous, vertical illumination, resulting in balanced wall lighting. The illuminated area can be flexibly defined by a radius that can be rotated up to 365°. It is also very well suited for displaying photos or works of art thanks to its colour rendering value CRI ≥ 80. The wallwasher can be installed easily without tools. With its minimalist design, the luminaire itself blends unobtrusively into the overall scene.

DE Ob Store, Museum oder Firmengebäude: Dieser Wandfluter ist die ideale Lösung, um Wände gleichmäßig auszuleuchten. Ein speziell berechneter, gekrümmter Reflektor gewährleistet homogene, vertikale Ausleuchtung – mit dem Ergebnis einer ausgewogenen Beleuchtung von Wänden. Der beleuchtete Bereich ist durch einen bis zu 365° drehbaren Radius flexibel definierbar. Auch für die Darstellung von Fotos oder Kunstwerken ist er mit seinem Farbwiedergabewert CRI ≥ 80 sehr gut geeignet. Die Montage des Wallwashers erfolgt einfach und werkzeuglos. Durch ihr minimalistisches Design fügt sich die Leuchte selbst optisch unaufdringlich in das Gesamtbild ein.

Mounting



track

Light distribution

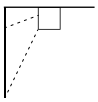

wallwasher

back



Quickinfo

3000 K
CRI ≥ 80
L90 @ 50 000 h
up to 1790 lm
non DIM, DALI-2

Type

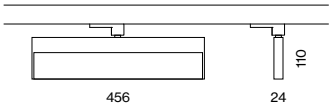

Colours

Light distribution

wall

Description

EN Wallwasher in aluminium for power track mounting; 355° rotatable; surface powder coated in white or black; passive cooling of LEDs with optimised heat sink geometry; energy-efficient LEDs with very good colour rendering; binning initial ≤ 3 MacAdam; available in the light colour 3000 K; CRI ≥ 80; min. 90 % of the luminous flux after 50 000 hours; with specially computed, asymmetrical reflector for homogeneous lighting intensity; reflector in matt anodised pure aluminium; degree of protection IP 20; PC I; adapter for toolless insertion or movement on a variety of 3-phase power tracks; including attachment for linear alignment of the spotlights; point outlet, either in surface mounted housing or recessed housing, available as an accessory; optionally non-dimmable or DALI-2 control

DE Wandfluter aus Aluminium für Stromschienenmontage; 355° drehbar; Oberfläche weiß oder schwarz pulverbeschichtet; passive Kühlung der LEDs durch optimierte Kühlkörpergeometrie; energieeffiziente LEDs mit sehr guter Farbwiedergabe; Binning initial ≤ 3 MacAdam; lieferbar in der Lichtfarbe 3000 K; CRI ≥ 80; min. 90 % des Lichtstromes nach 50 000 h Lebensdauer; mit speziell berechnetem, asymmetrischem Reflektor für homogene vertikale Beleuchtungsstärken; Reflektor aus matt eloxiertem Reinaluminium; Schutzart IP 20; SK I; Adapter für werkzeugloses Einsetzen bzw. Verschieben in verschiedenen 3-Phasen Stromschienen; inklusive Aufsatz zur linearen Ausrichtung der Strahler; Punktauslass, wahlweise in Anbaugehäuse bzw. Einbaugehäuse, als Zubehör erhältlich; wahlweise nicht dimmbar oder DALI-2 Steuerung

STRAIGHT wallwasher
track

Order options

COLOUR TEMPERATURE

3000 K

CONTROL

non DIM	1
DALI-2	3

MATERIAL COLOUR

white	7
black	8

(7) **8**

Options on request

COLOUR RENDERING INDEX

CRI ≥ 90

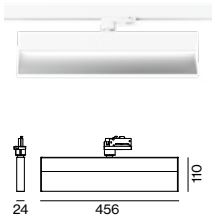

STRAIGHT wallwasher

355°
1 ADDR.
220-240V

TRACK LIGHT

SYS. POWER	TRACK	COLOUR TEMP.	LUM. FLUX	ORDER CODE
21 W	Stucchi	3000 K	1790 lm	180-4055 A
	Eutrac	3000 K	1790 lm	080-4055 A

LIGHT DISTRIBUTION

wallwasher

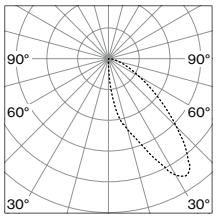

direct

Technical data

STRAIGHT wallwasher, 21 W, 3000 K

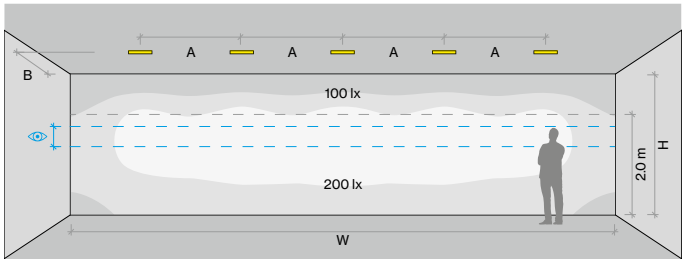

ROOM VALUES	
Wall dimensions	H = 2.8 m | W = 10.8 m
Distance to wall	B = 1.3 m
Distance between spotlights	A = 2.0 m
Reflection factor	0.7 | 0.5 | 0.2
Maintenance factor	0.8

CALCULATION SURFACE	
Surface dimensions	10.8 × 2.8 m
Surface height	0 – 2.8 m
Eye level	1.35 m – 1.75 m

Mounting accessories

SURFACE HOUSING / POINT OUTLET



TYPE	ORDER CODE
TRACK STUCCHI	186-07228
TRACK EUTRAC	386-07228

RECESSED HOUSING / POINT OUTLET

ceiling thickness: 1-30 mm

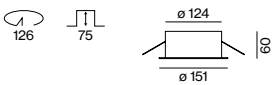

TYPE	ORDER CODE
TRACK STUCCHI	186-07227
TRACK EUTRAC	386-07227

ALIGNMENT TOOL

TYPE	ORDER CODE
linear alignment tool	080-4900

Known for his expressive colours



PABLO

EN The PABLO track-mounted spotlight was developed especially for museums. With a colour rendering index of up to CRI ≥ 95, it illuminates works of art with near perfect colour reproduction. The Colour Tune variant compensates for age-related colour changes in paintings with increased and customisable red-blue saturation. PABLO is fixed in the tracks without tools, the spotlight heads can be rotated, swivelled, and repositioned almost at will. PABLO Focus's beam angle is also adjustable. The Iris, Shutter, and Gobo versions create sharp-edged light cut-outs in various shapes to stage works of art even more excitingly. The mood of the room can be influenced by using the Tunable White version to change light colours.

DE Der Stromschienenstrahler PABLO wurde speziell für Museen entwickelt. Mit einem Farbwiedergabeindex von bis zu CRI ≥ 95 beleuchtet er Kunstwerke nahezu farbecht. In der Colour-Tune-Variante werden außerdem alterungsbedingte Farbveränderungen an Gemälden durch eine erhöhte, individuell einstellbare Rot-Blau-Sättigung kompensiert. PABLO wird werkzeuglos in den Schienen fixiert, die Strahlerköpfe lassen sich nahezu beliebig drehen, schwenken und neu positionieren. Bei PABLO Focus kann zusätzlich der Abstrahlwinkel variiert werden. Die Varianten Iris, Shutter und Gobo kreieren scharfkantige Lichtausschnitte in unterschiedlichen Formen, um Kunstwerke noch spannender zu inszenieren. Durch veränderbare Lichtfarben als Tunable White Option kann zudem die Stimmung im Raum beeinflusst werden.

Types

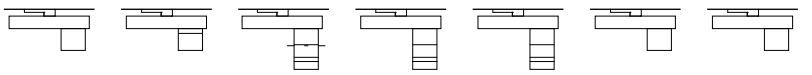

basic focus shutter iris gobo colour tune tunable white

Mounting



track

Light distribution

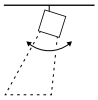

spotlight



Description

EN Track light made of die-cast aluminium; surface powder coated in white or black; 360° rotatable and 310° tiltable; converter in spotlight housing; COB (Chip on Board) technology for maximum efficiency; no multiple shadows; energy-efficient LEDs with very good colour rendering; binning initial ≤ 2 MacAdam; light colour 3000 K or 4000 K; CRI ≥ 90 or CRI ≥ 95; L85 / 50 000 h; PABLO basic: high quality aluminium reflector with spherical facet finish; high-gloss anodised; precise light distribution with five different beam angles or asymmetrical light distribution; installed and exchanged without tools; PABLO focus: incl. plano-convex glass lens; object focusing through adjustable lens; adjustable beam angle of 17 – 47°; focusing by means of adjusting ring on the spotlight head; PABLO shutter / iris: contour spotlight for rectangular or round shape; adjustment by 4 shading elements or by iris-shaped shade made of stainless steel; incl. bi-convex glass lens; object focusing through adjustable lens; focus using adjustment ring on spotlight head; IP 20; PC I; adapter for toolless insertion or movement on a variety of 3-phase power tracks; adapter fixation optionally without tools by means of knurled screw or set screw (screwdriver required); point outlet, either in surface mounted housing or recessed housing, available as an accessory; optionally non-dimmable, dimmable with integrated potentiometer, DALI or wireless Zigbee 3.0 control

DE Stromschienenstrahler aus Aluminiumdruckguss; Oberfläche weiß oder schwarz pulverbeschichtet; 360° dreh- und 310° schwenkbar; Konverter im Strahlergehäuse; COB (Chip on Board) Technologie für höchste Effizienz; keine Mehrfachschatten; energieeffiziente LEDs mit sehr guter Farbwiedergabe; Binning initial ≤ 2 MacAdam; Lichtfarbe 3000 K oder 4000 K; CRI ≥ 90 oder CRI ≥ 95; L85 / 50 000 h; PABLO basic: hochwertiger Aluminiumreflektor mit sphärischer Facettenoptik; hochglänzend eloxiert; präzise Abstrahlcharakteristik mit fünf verschiedenen Ausstrahlwinkeln oder einer asymmetrischen Lichtverteilung; werkzeuglos einsetz- bzw. austauschbar; PABLO focus: inkl. plan-konvexer Glaslinse; Objekt-Fokussierung durch justierbare Linse; Ausstrahlwinkel von 17 – 47° einstellbar; Fokussierung mittels Verstellring am Strahlerkopf; PABLO shutter / iris: Konturstrahler für rechteckige oder runde Formgebung; Einstellung durch 4 Abschattelemente oder durch irisförmige Abschatter aus Edelstahl; inkl. bikonvexer Glaslinse; Objekt-Fokussierung durch justierbare Linse; Fokussierung mittels Verstellring am Strahlerkopf; IP 20; SK I; Adapter für werkzeugloses Einsetzen bzw. Verschieben in verschiedenen 3-Phasen Stromschienen; Adapter-Fixierung wahlweise werkzeuglos mittels Rändel- oder Feststellschraube (Schraubendreher erforderlich); Punktauslass, wahlweise in Anbaugehäuse bzw. Einbaugehäuse, als Zubehör erhältlich; wahlweise nicht dimmbar, dimmbar durch integrierten Potentiometer, DALI oder drahtlose Zigbee 3.0 Steuerung

PABLO basic / focus
track

Quickinfo

3000 K, 4000 K
CRI ≥ 90, CRI ≥ 95 (R9 > 90) 2-SDCM
non DIM, POTI, DALI, Zigbee 3.0

L85 @ 50 000 h
PABLO basic up to 1800 lm
PABLO focus up to 1430 lm

L90 @ 50 000 h
PABLO shutter up to 1555 lm
PABLO iris up to 1593 lm

Types

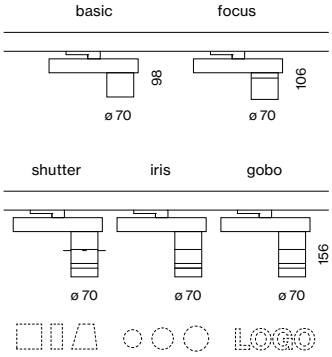

Colours

Light distributions

PABLO basic



PABLO focus



GERMAN DESIGN AWARD 2017

DESIGN AWARD 2017

Order options

ADAPTER FIXATION

tool-free fixation	2
set screw (tool required)	1

COLOUR TEMPERATURE

3000 K | CRI ≥ 90	5
3000 K | CRI ≥ 95*	0
4000 K | CRI ≥ 90	6
4000 K | CRI ≥ 95*	1

*not available for super spot 6°

CONTROL

non DIM	1
DIM POTI	8
DALI*	3
Zigbee 3.0	5

*works only with TRACK EUTRAC

MATERIAL COLOUR

white	7
black	8

7 8

REFLECTOR

super spot 6° (only for 11 W)	V
spot 12°	S
medium 24°	M
flood 39°	F
wide flood 58°	W
wallwasher	A

Options on request

REFLECTOR

oval flood	

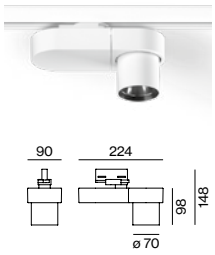

PABLO basic

360° 310° | CRI ≥95 | CRI ≥90 | 2-SDCM | 1ADDR. | zigbee 3.0 | 220-240V

TRACK LIGHT

SYS. POWER	TRACK	COLOUR TEMP.	LUM. FLUX	ORDER CODE
11 W (3-SDCM)	Eutrac	3000 K	614 lm	080-510 0 V
		4000 K	660 lm	
14 W	Eutrac	3000 K	1130 lm	080-510 0 ▲
		4000 K	1210 lm	
23 W	Eutrac	3000 K	1670 lm	080-510 1 ▲
		4000 K	1800 lm	

luminous flux CRI ≥ 90. spot 12°

LIGHT DISTRIBUTION for 23 W, 4000 K, CRI ≥ 90

super spot 6° 11 W

h (m)	E0° (lx)	ø (m)
1	45400	0.10
2	11300	0.21
3	5040	0.31
4	2840	0.41
5	1820	0.51

spot 12°

h (m)	E0° (lx)	ø (m)
1	22100	0.20
2	5520	0.40
3	2450	0.60
4	1380	0.81
5	883	1.01

medium 24°

h (m)	E0° (lx)	ø (m)
1	7220	0.42
2	1800	0.84
3	802	1.27
4	451	1.69
5	289	2.11

flood 39°

h (m)	E0° (lx)	ø (m)
1	3350	0.70
2	836	1.41
3	372	2.11
4	209	2.82
5	134	3.52

wide flood 58°

h (m)	E0° (lx)	ø (m)
1	2050	1.12
2	513	2.24
3	228	3.35
4	128	4.47
5	82	5.59

wallwasher

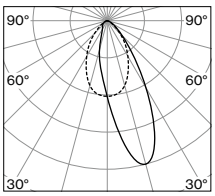

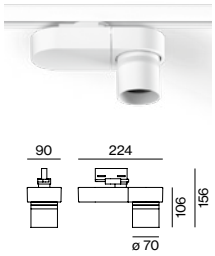

PABLO focus 17–47°

360° 310° | CRI ≥95 | CRI ≥90 | 2-SDCM | 1ADDR. | zigbee 3.0 | 220-240V

TRACK LIGHT

SYS. POWER	TRACK	COLOUR TEMP.	LUM. FLUX	ORDER CODE
14 W	Eutrac	3000 K	896 lm	080-520 0
		4000 K	963 lm	
23 W	Eutrac	3000 K	1330 lm	080-520 1
		4000 K	1430 lm	

luminous flux CRI ≥ 90

LIGHT DISTRIBUTION for 23 W, 4000 K, CRI ≥ 90

focus 17°

h (m)	E0° (lx)	ø (m)
1	6010	0.30
2	1500	0.60
3	668	0.89
4	376	1.19
5	240	1.49

focus 47°

h (m)	E0° (lx)	ø (m)
1	2470	0.87
2	618	1.74
3	275	2.60
4	155	3.47
5	98	4.34

Optical accessories

SNOOT | HONEYCOMB LOUVER

TYPE	Ø·H (mm)	ORDER CODE
snoot	62·33	080-5900008
honeycomb louver	61·3	080-5900018

back

Order options

ADAPTER FIXATION

tool-free fixation	2
set screw (tool required)	1

COLOUR TEMPERATURE

3000 K | CRI ≥ 90	5
3000 K | CRI ≥ 95	0
4000 K | CRI ≥ 90	6
4000 K | CRI ≥ 95	1

CONTROL

non DIM	1
DIM POTI	8
DALI*	3
Zigbee 3.0	5

*works only with TRACK EUTRAC

MATERIAL COLOUR

white	7
black	8

7 8

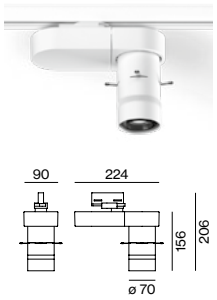

PABLO shutter

360° 310° | CRI ≥ 95 | CRI ≥ 90 | 2-SDCM | 1 ADDR. | zigbee 3.0 | 220-240V

TRACK LIGHT

SYS. POWER	TRACK	COLOUR TEMP.	LUM. FLUX	ORDER CODE
14 W	Eutrac	3000 K	974 cd	080-530
		4000 K	1047 cd	
23 W	Eutrac	3000 K	1446 cd	080-531
		4000 K	1555 cd	

illuminance (lux) = luminous intensity (cd) / distance (m)²

LIGHT DISTRIBUTION for 23 W, 4000 K, CRI ≥ 90

possible shapes of illumination — adjustable



h (m)	E0° (lx)	ø (m)
1	1350	0.56
2	338	1.12
3	150	1.68
4	84	2.24
5	54	2.79

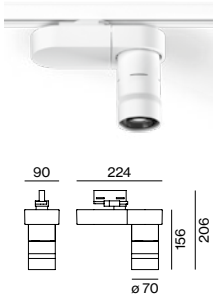

PABLO iris

360° 310° | CRI ≥ 95 | CRI ≥ 90 | 2-SDCM | 1 ADDR. | zigbee 3.0 | 220-240V

TRACK LIGHT

SYS. POWER	TRACK	COLOUR TEMP.	LUM. FLUX	ORDER CODE
14 W	Eutrac	3000 K	965 lm	080-540
		4000 K	1073 lm	
23 W	Eutrac	3000 K	1484 lm	080-541
		4000 K	1593 lm	

illuminance (lux) = luminous intensity (cd) / distance (m)²

LIGHT DISTRIBUTION for 23 W, 4000 K, CRI ≥ 90

possible shapes of illumination — adjustable



h (m)	E0° (lx)	ø (m)
1	1540	0.57
2	385	1.13
3	171	1.70
4	96	2.26
5	61	2.83

Illumination size

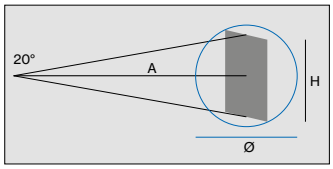

A (mm)	H (mm)	ø (mm)
1000	396	560
2000	792	1120
3000	1188	1680

Order options

MATERIAL COLOUR

white	7
black	8

7 8



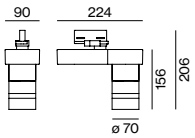

PABLO gobo

360° 310° | CRI ≥95 | CRI ≥90 | 2-SDCM | 220-240V

TRACK LIGHT

SYS. POWER	TRACK	LUMINOUS INTENSITY	ORDER CODE
14 W	Eutrac	depends on form	on request

LIGHT DISTRIBUTION

customised shapes of illumination possible



Mounting accessories



SURFACE HOUSING / POINT OUTLET

TYPE	ORDER CODE
TRACK EUTRAC	386-07228

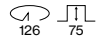

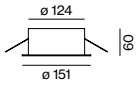

RECESSED HOUSING / POINT OUTLET

ceiling thickness: 1-30 mm

TYPE	ORDER CODE
TRACK EUTRAC	386-07227



Description

EN Track light made of die-cast aluminium; surface powder coated in white or black; 360° rotatable and 310° tiltable; converter installed in aluminium spotlight housing; COB (Chip on Board) technology (tunable white) or CSP (Chip-Scale-Packaging) technology (colour tune) for maximum efficiency; no multiple shadows; energy-efficient LEDs with very good colour rendering; binning initial ≤ 3 MacAdam; available in the light colours tunable white (2700 – 5000 K) and 3500 K (colour tune red/blue); CRI ≥ 90; L80 / 50 000 h (tunable white) or L95 / 50 000 h (colour tune); high quality aluminium reflector with spherical facet finish; high-gloss anodised; precise radiation characteristic with two different beam angles; installed and exchanged without tools; optical attachments available as accessories; IP 20; PC I; adapter for toolless insertion or movement on a variety of 3-phase power tracks; adapter fixation optionally without tools by means of knurled screw or set screw (screwdriver required); point outlet, either in surface mounted housing or recessed housing, available as an accessory; either DALI-2 control (tunable-white) or wireless Zigbee 3.0 control

DE Stromschienenstrahler aus Aluminiumdruckguss; Oberfläche weiß oder schwarz pulverbeschichtet; 360° dreh- und 310° schwenkbar; Konverter im Strahlergehäuse aus Aluminium verbaut; mit COB (Chip on Board) Technologie (Tunable White) bzw. CSP (Chip-Scale-Packaging) Technologie (Colour Tune) für höchste Effizienz; keine Mehrfachschatten; energieeffiziente LEDs mit sehr guter Farbwiedergabe; Binning initial ≤ 3 MacAdam; lieferbar in den Lichtfarben Tunable White (2700 – 5000 K) und 3500 K (Colour Tune rot/blau); CRI ≥ 90; L80 / 50 000 h (tunable white) bzw. L95 / 50 000 h (colour tune); hochwertiger Aluminiumreflektor mit sphärischer Facettenoptik; hochglänzend eloxiert; präzise Abstrahlcharakteristik mit zwei verschiedenen Ausstrahlwinkeln; werkzeuglos einsetz- bzw. austauschbar; optische Aufsätze sind als Zubehör erhältlich; IP 20; SK I; Adapter für werkzeugloses Einsetzen bzw. Verschieben in verschiedenen 3-Phasen Stromschienen; Adapter-Fixierung wahlweise werkzeuglos mittels Rändel- oder Feststellschraube (Schraubendreher erforderlich); Punktauslass, wahlweise in Anbaugehäuse bzw. Einbaugehäuse, als Zubehör erhältlich; wahlweise DALI-2-Steuerung (Tunable White) oder drahtlose Zigbee 3.0 Steuerung

PABLO colour tune / tunable white
track

Quickinfo

3500 K red / blue, TW 2700 – 5000 K
CRI ≥ 90
DALI-2 (TW), Zigbee 3.0

L95 @ 50 000 h
PABLO colour tune up to 1020 lm

L80 @ 50 000 h
PABLO tunable white up to 1200 lm

Type

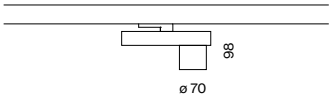

Colours



Light distributions



GERMAN DESIGN AWARD 2017

DESIGN AWARD 2017

Order options

ADAPTER FIXATION

tool-free fixation	2
set screw (tool required)	1

CONTROL

DALI-2*	3
Zigbee 3.0	5

*works only with TRACK EUTRAC

MATERIAL COLOUR

white	7
black	8

7 8

BEAM ANGLE

medium 20 / 24°	M
flood 38°	F

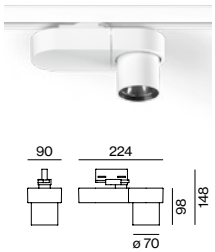

PABLO colour tune

360° 310° | CRI ≥90 | zigbee 3.0 | 220-240V

TRACK LIGHT

SYS. POWER	TRACK	COLOUR TEMP.	LUM. FLUX	ORDER CODE
19 W	Eutrac	3500 K red / blue	1020 lm	080-560 0G5

luminous flux medium 24°

LIGHT DISTRIBUTION

medium 24°

h (m)	E0° (lx)	ø (m)
1	4060	0.42
2	1020	0.84
3	451	1.27
4	254	1.69
5	162	2.11

flood 38°

h (m)	E0° (lx)	ø (m)
1	2040	0.69
2	511	1.38
3	227	2.06
4	128	2.75
5	81	3.44

Fresh colour for historical works of art



PABLO colour tune was developed to revitalise historical art, which is particularly worthy of protection, true to the original. An increased, individually adjustable red-blue saturation compensates for time-related colour damage – purely through the lighting. This reawakens the original colours of a work of art. The correct setting of PABLO colour tune can be easily controlled and adjusted via DALI-2 or Zigbee 3.0.

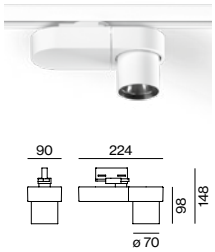

PABLO tunable white

360° 310° | CRI ≥90 | DALI 2 ADDR. | zigbee 3.0 | 220-240V

TRACK LIGHT

SYS. POWER	TRACK	COLOUR TEMP.	LUM. FLUX	ORDER CODE
23 W	Eutrac	2700 – 5000 K	1200 lm	080-560 0D

luminous flux medium 24°

LIGHT DISTRIBUTION

medium 20°

h (m)	E0° (lx)	ø (m)
1	6220	0.36
2	1550	0.72
3	691	1.07
4	389	1.43
5	249	1.79

flood 38°

h (m)	E0° (lx)	ø (m)
1	2550	0.69
2	638	1.39
3	284	2.08
4	160	2.78
5	102	3.47

Optical accessories

SNOOT | HONEYCOMB LOUVER

TYPE	Ø·H (mm)	ORDER CODE
snoot	62·33	080-5900008
honeycomb louver	61·3	080-5900018

Mounting accessories



SURFACE HOUSING / POINT OUTLET
RECESSED HOUSING / POINT OUTLET

➔ p. 159

Free to arrange



TULA

EN A suspended luminaire that gives more than “just” light. TULA immediately catches the eye with its decorative, slim shape. The luminaire is available in white, black, gold, and chrome, as well as in numerous custom colours. Depending on your interior design, choose between three lengths and the light colours 2700 K, 3000 K, or 4000 K. The position of the luminaires can be easily changed with additional hooks on the cable and rings on the ceiling, thus TULA always adapts itself to evolving conditions in the space or creates artistic patterns. TULA is also available as a lighting inset for the MOVE IT track system.

DE Eine Pendelleuchte, die mehr als „nur“ Licht gibt. Durch ihre dekorative, schlanke Form fällt TULA sofort auf. Die Leuchte ist in Weiß, Schwarz, Gold und Chrom sowie in zahlreichen Sonderfarben erhältlich. Je nach Interior Design können Sie zwischen zwei Längen und den Lichtfarben 2700 K, 3000 K oder 4000 K wählen. Mit zusätzlichen Haken am Kabel und Ringen an der Decke wird die Position der Leuchte einfach verändert – so passt sie sich stets neuen Gegebenheiten im Raum an oder kreiert kunstvolle Muster. TULA ist auch als Lichteinsatz für das MOVE IT Stromschienensystem verfügbar.

Types



25 NANO

45 MICRO

Mounting



suspended

Light distribution

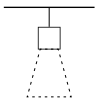

downlight



Quickinfo

2700 K, 3000 K, 4000 K
CRI ≥ 80
non DIM

L80 @ 50 000 h
TULA nano up to 349 lm

L95 @ 50 000 h
TULA micro up to 286 lm

Types

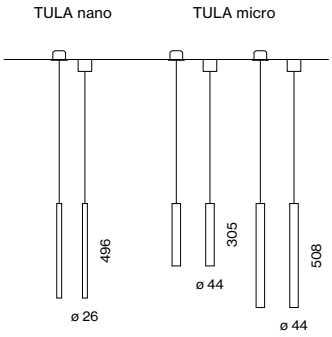

Colours



standard xal.com/colours

Light distribution



med.

Description

EN Decorative suspended luminaire in aluminium; surface polished chrome, white, black or gold powder coated; available in special colours; pendant fitting with 1500 mm suspension, incl. feed (black or white); can be individually shortened; passive cooling of LEDs with optimised heat sink geometry; COB (Chip on Board) technology or high power LEDs for maximum efficiency; no multiple shadows; energy-efficient LEDs with very good colour rendering; binning initial ≤ 3 MacAdam; light colour 2700 K, 3000 K or 4000 K; CRI ≥ 80; L80 / 50000 h (TULA NANO) or L95 / 50000 h (TULA MICRO); good glare reduction due to recessed light point plane; incl. high quality lens system; TULA MICRO: optical attachments available as accessories; degree of protection IP 20; PC I (power supply) or PC III (luminaire housing); canopy for through wiring; converter included in canopy, either recessed or surface mounted version; ceiling mounting rings for multiple positioning of the luminaire in the room available as accessory

DE Dekorative Pendelleuchte aus Aluminium; Oberfläche chrom poliert, weiß, schwarz oder gold pulverbeschichtet; wahlweise in Spezialfarben; abgependelt mit 1500 mm Pendelabhängung, inkl. Einspeiseleitung (schwarz oder weiß); beliebig kürzbar; passive Kühlung der LEDs durch optimierte Kühlkörpergeometrie; mit COB (Chip on Board) Technologie bzw. High-Power-LEDs für höchste Effizienz; keine Mehrfachschatten; energieeffiziente LEDs mit sehr guter Farbwiedergabe; Binning initial ≤ 3 MacAdam; Lichtfarbe 2700 K, 3000 K oder 4000 K; CRI ≥ 80; L80 / 50000 h (TULA NANO) bzw. L95 / 50000 h (TULA MICRO); gute Entblendung durch zurückversetzte Lichtpunktebene; inkl. hochwertiger Linsenoptik; TULA MICRO: optische Aufsätze sind als Zubehör erhältlich; Schutzart IP 20; SK I (Netzversorgung) bzw. SK III (Leuchtenkörper); Baldachin für Durchgangsverdrahtung; Konverter im Baldachin enthalten, wahlweise als Einbau- oder Anbauvariante; Deckenmontageringe für multiple Positionierung der Leuchte im Raum als Zubehör erhältlich

TULA

suspended

Order options

COLOUR TEMPERATURE

2700 K	4
3000 K	5
4000 K	6

CONTROL

non DIM

MATERIAL COLOUR

chrome	4
white	7
black	8
gold	9
special colours xal.com/colours	X

4 7 8 9

MATERIAL COLOUR MOUNTING ACCESSORIES

white	7
black	8

7 8

TULA nano suspended

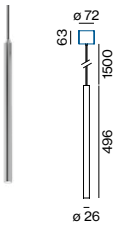

DOWNLIGHT

SYS. POWER	LUMINOUS FLUX (4000 K)	H (mm)	ORDER CODE
5.2 W	349 lm	496	053-522041 M

LIGHT DISTRIBUTION

medium 28°

h (m)	E (lx)	ø (m)
1	1040	ø0.50
2	260	ø1.00
3	116	ø1.51
4	65	ø2.01
5	42	ø2.51

TULA micro suspended

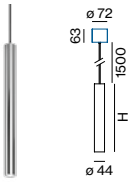

DOWNLIGHT

SYS. POWER	LUMINOUS FLUX (4000 K)	H (mm)	ORDER CODE
5.9 W	286 lm	305	053-532141 M
5.9 W	286 lm	508	053-552141 M

LIGHT DISTRIBUTION

medium 33°

h (m)	E (lx)	ø (m)
1	672	ø0.59
2	168	ø1.19
3	74	ø1.78
4	42	ø2.38
5	26	ø2.97

Mounting accessories

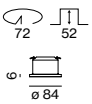

RECESSED CANOPY 350 mA, supply 220–240 V AC, 50–60 Hz, ⏚ PC I

TYPE	Ø·H (mm)	ORDER CODE
single luminaire	84·52	053-512001



CEILING CANOPY 350 mA, supply 220–240 V AC, 50–60 Hz, ⏚ PC I

TYPE	Ø·H (mm)	ORDER CODE
single luminaire	72·63	049-591121



RING

TYPE	Ø·H (mm)	ORDER CODE
ceiling mounted	50·88	050-051021



HOOK

TYPE	L·W·H (mm)	ORDER CODE
ceiling mounted	50·58	050-590111

Optical accessories



LAMP RING FOR TULA MICRO

COLOUR	Ø·H (mm)	ORDER CODE
gold	43·26	053-514000 9

Arrange the mood

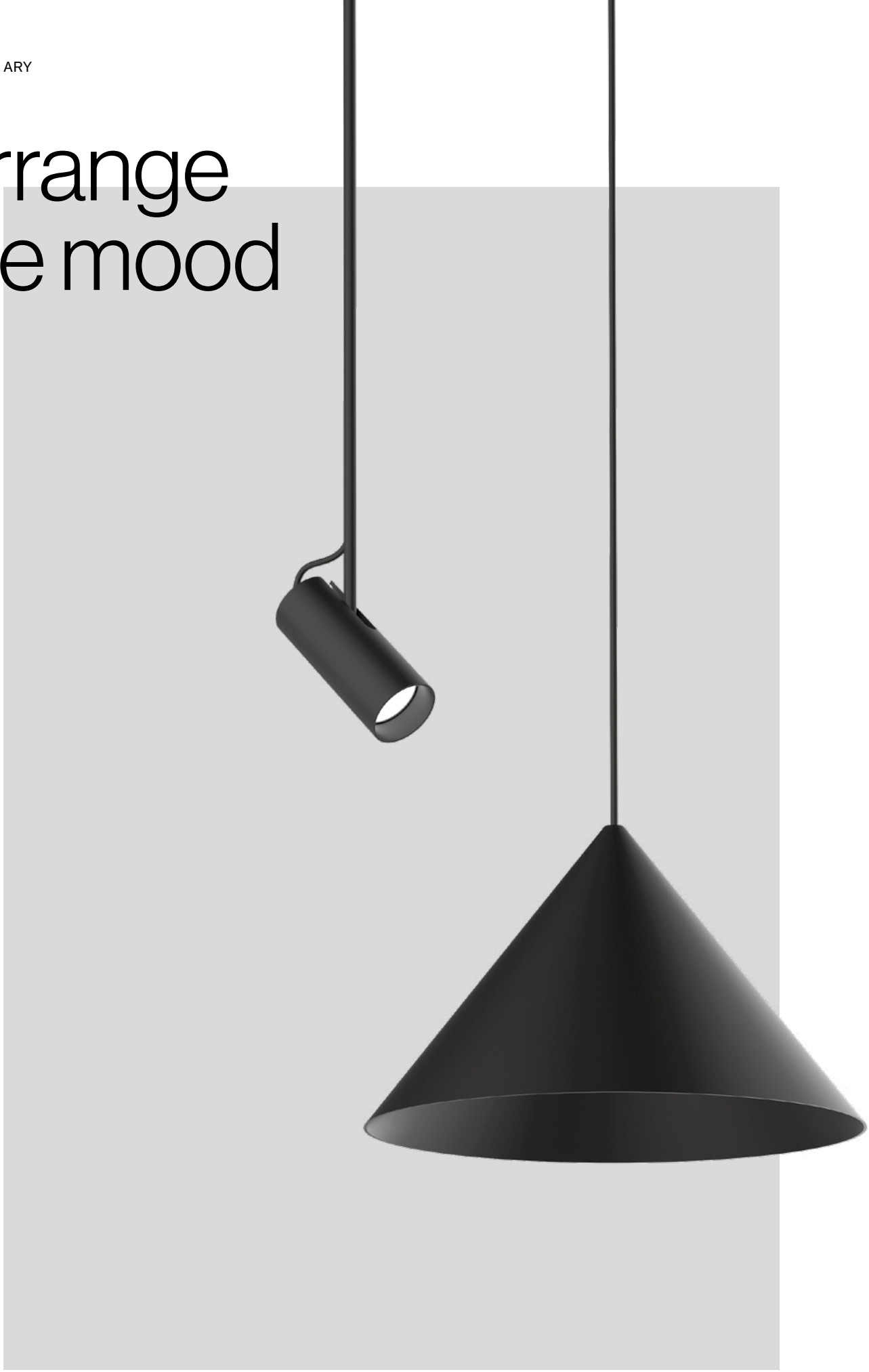

ARY

EN ARY simultaneously serves lighting and decor. The suspended spotlight luminaire amazes with various selectable beam characteristics and excellent colour rendering (CRI ≥ 90). ARY's adjustable rod variant is maximally mobile. The spotlight head can be turned by 320° and tilted by 90°. The cable variant offers a choice of different shades to match the colour and size perfectly to your interior design. Separate ceiling rings create even more design freedom. The lights can be repositioned at will and grouped into exciting arrangements using the hooks. ARY is also available as a light inset for the elegant MOVE IT track system.

DE ARY ist Beleuchtung und Dekorationsobjekt zugleich. Die abgehängte Strahlerleuchte besticht durch unterschiedlich wählbare Abstrahlcharakteristiken und sehr gute Farbwiedergabe (CRI ≥ 90). In der Adjustable-Rod-Variante ist ARY maximal beweglich: der Strahlerkopf kann um 320° gedreht und um 90° geschwenkt werden. Für die Kabelvariante haben Sie eine Auswahl an verschiedenen Shades, um Farbe und Größe perfekt auf Ihre Innenarchitektur abzustimmen. Separate Deckenringe schaffen noch mehr Gestaltungsfreiheit: Mittels Haken können die Leuchten immer wieder neu positioniert und zu spannenden Arrangements gruppiert werden. ARY ist auch als Lichteinsatz für das elegante MOVE IT Stromschienensystem verfügbar.

Types

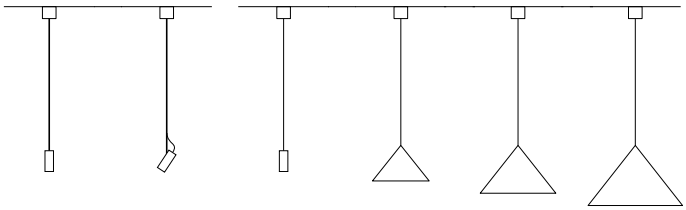

Mounting



Light distributions

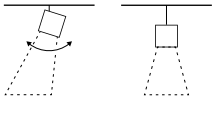



Description

EN Decorative suspended luminaire in aluminium; surface powder coated in black or white; available in special colours; height adjustable U-profile pendant rod suspension (black or white) 1500 mm, feed in U-profile; spotlight head either fixed or 320° rotatable and 90° tiltable; passive cooling of LEDs with optimised heat sink geometry; COB (Chip on Board) technology for maximum efficiency; no multiple shadows; energy-efficient LEDs with very good colour rendering; binning initial ≤ 3 MacAdam; light colour 2700 K, 3000 K or 4000 K; CRI ≥ 90; L90 / 50 000 h; good glare reduction due to recessed light point plane; incl. high quality lens system; precise radiation characteristic with two different beam angles; IP 20; PC I (power supply) or PC III (spotlights); canopy for through wiring; converter included in canopy; optionally non-dimmable or DALI-2 control; flicker-free visual comfort through analogue current control (minimum value 1%); ceiling mounting rings for multiple positioning of the luminaire in the room available as accessory

DE Dekorative Pendelleuchte aus Aluminium; Oberfläche schwarz oder weiß pulverbeschichtet; wahlweise in Spezialfarben; kürzbare U-Profil-Pendelstangenabhängung (schwarz oder weiß) 1500 mm, Einspeiseleitung in U-Profil; Strahlerkopf wahlweise starr bzw. 320° dreh- und 90° schwenkbar; passive Kühlung der LEDs durch optimierte Kühlkörpergeometrie; mit COB (Chip on Board) Technologie für höchste Effizienz; keine Mehrfachschatten; energieeffiziente LEDs mit sehr guter Farbwiedergabe; Binning initial ≤ 3 MacAdam; Lichtfarbe 2700 K, 3000 K oder 4000 K; CRI ≥ 90; L90 / 50 000 h; gute Entblendung durch zurückversetzte Lichtpunktebene; inkl. hochwertiger Linsenoptik; präzise Abstrahlcharakteristik mit zwei verschiedenen Ausstrahlwinkeln; IP 20; SK I (Netzversorgung) bzw. SK III (Strahler); Baldachin für Durchgangsverdrahtung; Konverter im Baldachin enthalten; wahlweise nicht dimmbar oder DALI-2 Steuerung; flimmerfreier Sehkomfort durch analoge Stromstärkenregelung (Minimalwert 1%); Deckenmontageringe für multiple Positionierung der Leuchte im Raum als Zubehör erhältlich

ARY rod
suspended

Quickinfo

2700 K, 3000 K, 4000 K
CRI ≥ 90
L90 @ 50 000 h
up to 791 lm
non DIM, DALI-2

Types

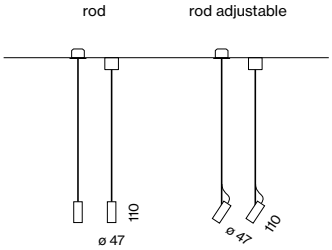

Colours



standard



xal.com/colours

Light distributions



med. flood

DESIGN AWARD 2020

reddot winner 2020

Order options

MOUNTING

suspension 1500 mm	1
suspension 2000 mm with hook	2

COLOUR TEMPERATURE

2700 K	4
3000 K	5
4000 K	6

CONTROL

non DIM	1
DALI-2	3

MATERIAL COLOUR

white	7
black	8
special colours* xal.com/colours	X

*canopy always in white

7 8



MATERIAL COLOUR ACCESSORIES

white	7
black	8

7 8

BEAM ANGLE

medium 25°	M
flood 44°	F

Options on request

RECESSED CANOPY

single luminaire

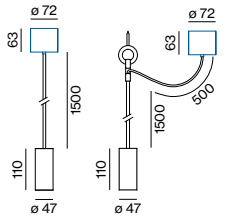

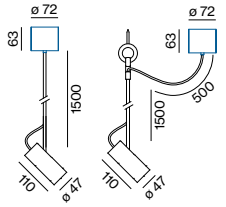





ARY rod suspended

CRI ≥ 90 · DALI 1 ADDR. · 500 mA · IP20

DOWNLIGHT

SYSTEM POWER	COLOUR TEMP.	LUMINOUS FLUX	ORDER CODE
11 W	2700 K	688 lm	049-5 ♁ 21 ⁘ 1 ◪ ▲
	3000 K	791 lm	
	4000 K	791 lm	

ARY adjustable rod suspended

320° · 90° · CRI ≥ 90 · DALI 1 ADDR. · 500 mA · IP20

SPOTLIGHT ADJUSTABLE

SYSTEM POWER	COLOUR TEMP.	LUMINOUS FLUX	ORDER CODE
11 W	2700 K	688 lm	049-5 ♁ 31 ⁘ 1 ◪ ▲
	3000 K	791 lm	
	4000 K	791 lm	

LIGHT DISTRIBUTION 4000 K

medium 25°

h (m)	E0° (lx)	ø (m)
1	4760	0.44
2	1190	0.89
3	528	1.33
4	297	1.78
5	190	2.22

flood 44°

h (m)	E0° (lx)	ø (m)
1	2190	0.82
2	547	1.64
3	243	2.45
4	137	3.27
5	87	4.09

Mounting accessories

CEILING CANOPY 500 mA, supply 220–240 V AC, 50–60 Hz, ⏚ PC I

TYPE	Ø·H (mm)	ORDER CODE
single luminaire rod	72·63	049-59121 ⁘ ■

RING

TYPE	Ø·H (mm)	ORDER CODE
ceiling mounted	50·88	050-051021 ■



Description

EN Decorative suspended luminaire in aluminium; surface powder coated in black or white; available in special colours; pendant fitting with 1500 mm suspension, incl. feed (black or white); can be individually shortened; shades available as accessory in RAL colours velvet beige, madeira brown, kingfisher grey, woodpecker olive, signal white or signal black; passive cooling of LEDs with optimised heat sink geometry; COB (Chip on Board) technology for maximum efficiency; no multiple shadows; energy-efficient LEDs with very good colour rendering; binning initial ≤ 3 MacAdam; light colour 2700 K, 3000 K or 4000 K; CRI ≥ 90; L90 / 50000 h; good glare reduction due to recessed light point plane; incl. high quality lens system; precise radiation characteristic with two different beam angles; IP 20; PC I (power supply) or PC III (spotlights); canopy for through wiring; converter included in canopy; optionally non-dimmable or DALI-2 control; flicker-free visual comfort through analogue current control (minimum value 1%); ceiling mounting rings for multiple positioning of the luminaire in the room available as accessory

DE Dekorative Pendelleuchte aus Aluminium; Oberfläche schwarz oder weiß pulverbeschichtet; wahlweise in Spezialfarben; abgependelt mit 1500 mm Pendelabhängung, inkl. Einspeiseleitung (schwarz oder weiß); beliebig kürzbar; Shades in den RAL Farben velvet beige, madeira brown, kingfisher grey, woodpecker olive, signal white oder signal black als Zubehör erhältlich; passive Kühlung der LEDs durch optimierte Kühlkörpergeometrie; mit COB (Chip on Board) Technologie für höchste Effizienz; keine Mehrfachschatten; energieeffiziente LEDs mit sehr guter Farbwiedergabe; Binning initial ≤ 3 MacAdam; Lichtfarbe 2700 K, 3000 K oder 4000 K; CRI ≥ 90; L90 / 50000 h; gute Entblendung durch zurückversetzte Lichtpunktebene; inkl. hochwertiger Linsenoptik; präzise Abstrahlcharakteristik mit zwei verschiedenen Ausstrahlwinkeln; IP 20; SK I (Netzversorgung) bzw. SK III (Strahler); Baldachin für Durchgangsverdrahtung; Konverter im Baldachin enthalten; wahlweise nicht dimmbar oder DALI-2 Steuerung; flimmerfreier Sehkomfort durch analoge Stromstärkenregelung (Minimalwert 1%); Deckenmontageringe für multiple Positionierung der Leuchte im Raum als Zubehör erhältlich

ARY cable
suspended

Quickinfo

2700 K, 3000 K, 4000 K
CRI ≥ 90
L90 @ 50 000 h
up to 791 lm
non DIM, DALI-2

Types

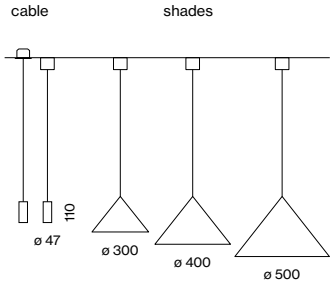

Colours



standard xal.com/colours



shades

Light distributions



med. flood

DESIGN AWARD 2020

reddot winner 2020

Order options

MOUNTING

suspension 1500 mm	1
suspension 2000 mm with hook	2

COLOUR TEMPERATURE

2700 K	4
3000 K	5
4000 K	6

CONTROL

non DIM	1
DALI-2	3

MATERIAL COLOUR

white	7
black	8
special colours* xal.com/colours	X

*canopy always in white

7 8

MATERIAL COLOUR ACCESSORIES

white	7
black	8

7 8

SHADE COLOUR

velvet beige	C
madeira brown	T
kingfisher grey	L
woodpecker olive	G
signal white	W
signal black	B

C T L G W B

BEAM ANGLE

medium 25°	M
flood 44°	F

Options on request

RECESSED CANOPY

single luminaire

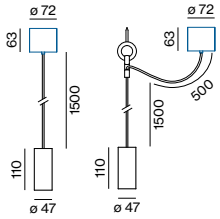

ARY cable suspended

CRI ≥ 90 | DALI 1 ADDR. | 500 mA | IP20

DOWNLIGHT

SYSTEM POWER	COLOUR TEMP.	LUMINOUS FLUX	ORDER CODE
11 W	2700 K	688 lm	049-5 ♁ 11 :: 1 ◪ ▲
	3000 K	791 lm	
	4000 K	791 lm	

LIGHT DISTRIBUTION 4000 K

medium 25°

h (m)	E0° (lx)	ø (m)
1	4760	0.44
2	1190	0.89
3	528	1.33
4	297	1.78
5	190	2.22

flood 44°

h (m)	E0° (lx)	ø (m)
1	2190	0.82
2	547	1.64
3	243	2.45
4	137	3.27
5	87	4.09

Mounting accessories



CEILING CANOPY 500 mA, supply 220–240 V AC, 50–60 Hz, ⏚ PC I

TYPE	Ø·H (mm)	ORDER CODE
single luminaire cable	72·63	049-591111 ◆ ■



RING

TYPE	Ø·H (mm)	ORDER CODE
ceiling mounted	50·88	050-051021 ■

Accessories

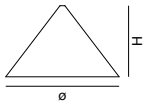

SHADE

TYPE	Ø·H (mm)	ORDER CODE
cone 300	300·188	049-593311 ◪
cone 400	400·253	049-593411 ◪
cone 500	500·318	049-593511 ◪

Touched by design

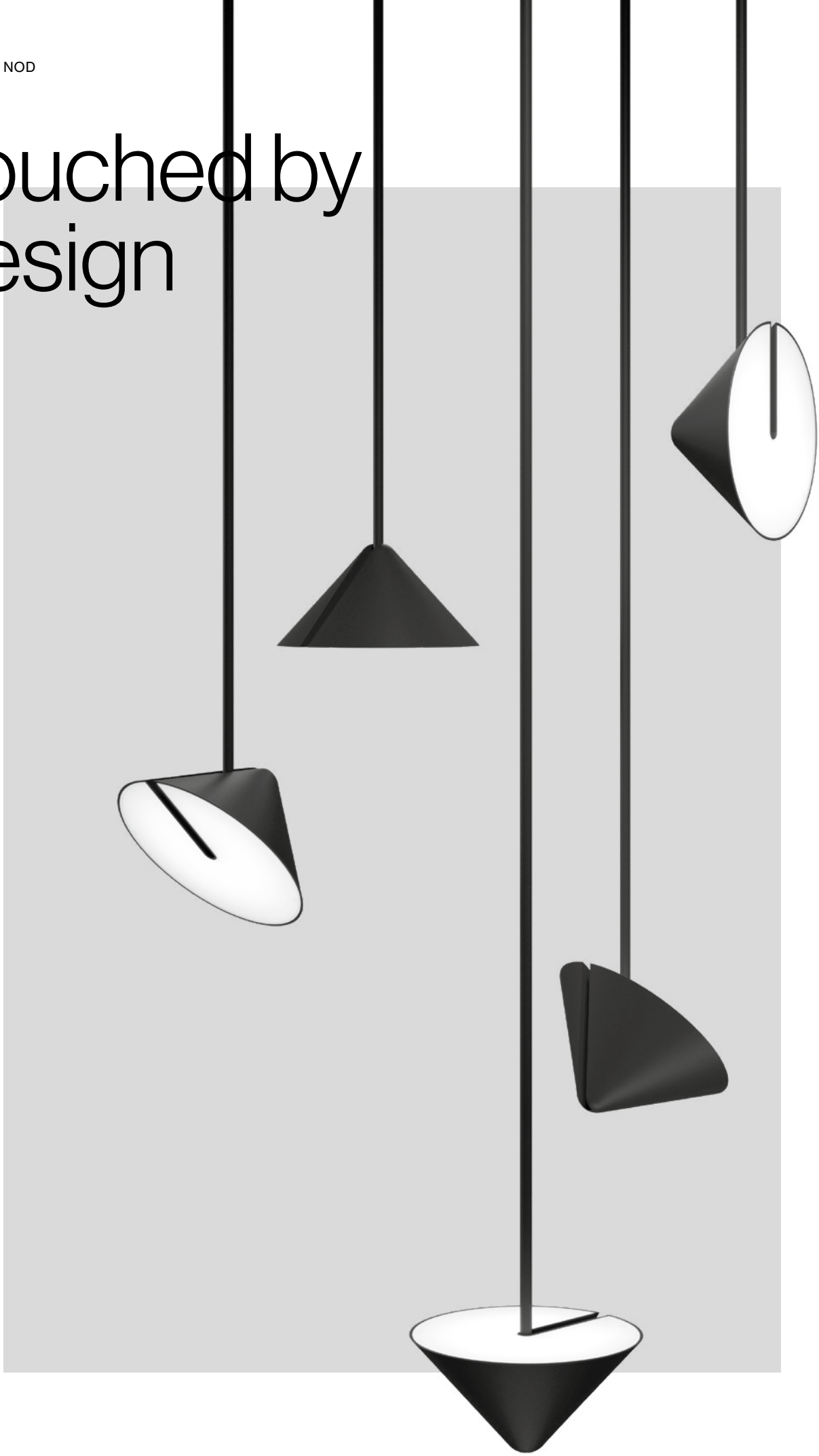

NOD

EN Classic yet sophisticated. The NOD cone luminaire has a soft-touch surface that is both visually and haptically appealing and invites manual interaction. NOD, with its 330° rotation and 180° tilt, offers flexibility in design and staging. The opal cover ensures homogeneous illumination. The highly efficient LEDs in the light colours 2700 K and 3000 K with excellent colour rendering (CRI ≥ 90) create a pleasant lighting atmosphere.

DE Klassisch und doch raffiniert: Die Kegelleuchte NOD verfügt über eine sowohl optisch als auch haptisch ansprechende Soft-Touch-Oberfläche, die zur manuellen Interaktion einlädt. Durch ihre um 330° Dreh- und um 180° Schwenkbarkeit bietet NOD Flexibilität im Design und in der Inszenierung. Das Opal-Cover sorgt für eine homogene Ausleuchtung. Die hocheffizienten LEDs in den Lichtfarben 2700 K und 3000 K mit einer sehr guten Farbwiedergabe (CRI ≥ 90) schaffen zusätzlich eine angenehme Lichtstimmung.

Type

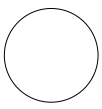

250

Mounting



rod
suspended

Light distribution

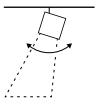

spotlight



Quickinfo

2700 K, 3000 K
CRI ≥ 90
L85 @ 50 000 h
up to 1040 lm
non DIM
opal cover

Type

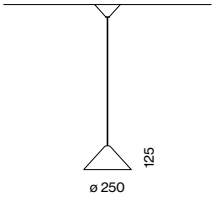

Colour

Light distribution



Description

EN Cone-shaped luminaire housing made of plastic; luminaire housing 330° rotatable and 180° tiltable pivot-mounted; elegant suspended luminaire with black soft-touch surface; with adjustable pendant rod mounting 1500 mm or 2500 mm; feed in rod; completely homogeneously illuminated, satinised PMMA cover; energy-efficient LEDs with very good colour rendering; binning initial ≤ 3 MacAdam; available in the light colours 2700 K and 3000 K; CRI ≥ 90; min. 85 % of the luminous flux after 50 000 hours; degree of protection IP 20; PC I; photobiological safety according to IEC 62471 risk group 0; incl. converter, non dimmable

DE Kegelförmiger Leuchtenkörper aus Kunststoff; Leuchtenkörper 330° dreh- und 180° schwenkbar gelagert; elegante Hängeleuchte mit schwarzer Soft-Touch-Oberfläche; mit kürzbarer Pendelrohrabhängung 1500 mm oder 2500 mm; Einspeiseleitung in Pendelrohr; absolut homogen ausgeleuchtete, satinierte PMMA-Abdeckung; energieeffiziente LEDs mit sehr guter Farbwiedergabe; Binning initial ≤ 3 MacAdam; lieferbar in den Lichtfarben 2700 K und 3000 K; CRI ≥ 90; min. 85 % des Lichtstromes nach 50 000 h Lebensdauer; Schutzart IP 20; SK I; photobiologische Sicherheit gemäß IEC 62471 Risikogruppe 0; inkl. Konverter, nicht dimmbar

NOD

suspended

iF DESIGN AWARD 2017

Order options

SUSPENSION

rod 1500 mm	5
rod 2500 mm	6

COLOUR TEMPERATURE

2700 K	4
3000 K	5

CONTROL

non DIM

MATERIAL COLOUR

black

Options on request

CONTROL

phase-cut DIM

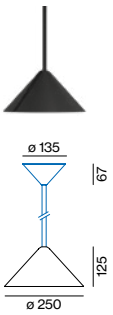

NOD suspended

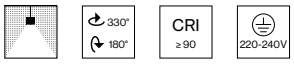

SPOTLIGHT

SYSTEM POWER	COLOUR TEMP.	LUMINOUS FLUX	ORDER CODE
10 W	2700 K	971 lm	0 7 2 - 6 5 2 2 :: 1 8 O
	3000 K	1040 lm	

LIGHT DISTRIBUTION

opal high performance

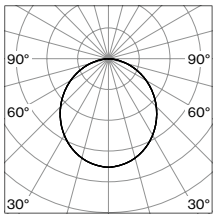

direct

Get on track

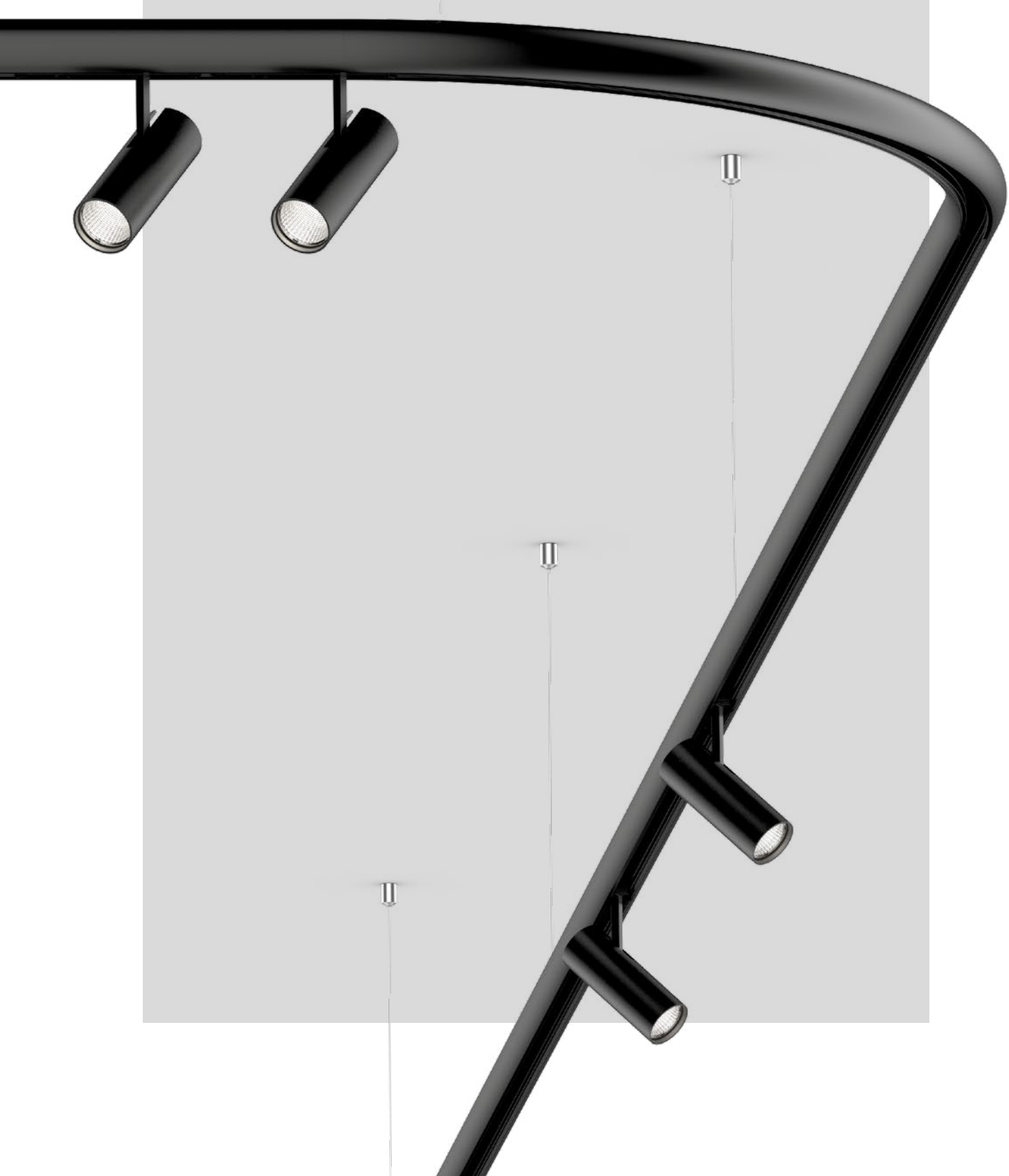

TRACK 3-phase

EN A particularly elegant and versatile track system. The three-phase track is available in square, round, or H-shaped profile form. The surface-mounted and suspended versions deliver further design freedom when combined with curved and corner connectors. The suspended H-profile enables exciting ceiling accentuation through optional light insets on the top of the profile. In many variants, the adapter disappears entirely in the profile and supports the reduced look. The high-quality appearance is enhanced by choosing between the colours white, grey, black, gold and chrome.

DE Ein besonders elegantes Stromschienensystem, das durch Vielseitigkeit überzeugt. Die 3-Phasen-Schiene ist in eckiger, runder oder H-förmiger Profilform erhältlich. In Kombination mit Kurven- und Eckverbindern geben die Anbau- und abgehängte Variante noch mehr Gestaltungsfreiraum. Das abgehängte H-Profil ermöglicht eine spannende Deckenakzentuierung durch optionale Lichteinsätze an der Profiloberseite. In vielen Varianten verschwindet der Adapter vollständig im Profil und unterstützt die reduzierte Optik. Die hochwertige Erscheinung wird durch die Farbauswahl Weiß, Grau, Schwarz, Gold und Chrom verstärkt.

Types

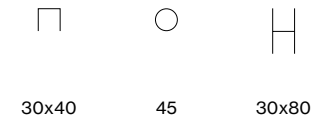

Mountings

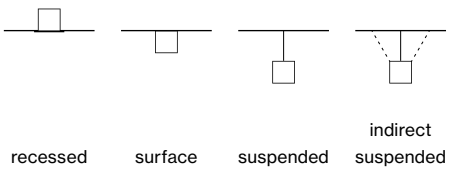

Configurations

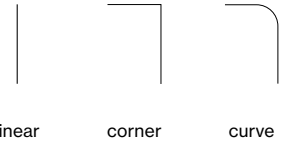

Compatible spotlights

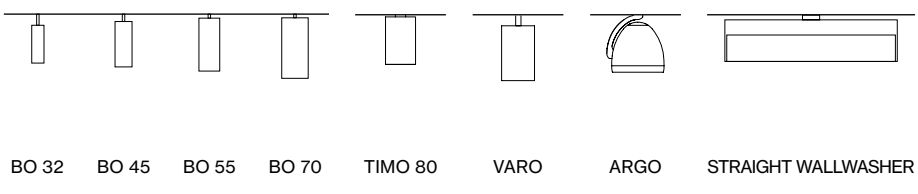

back



TRACK
STUCCHI
3-phase
recessed / surface /
suspended

Types

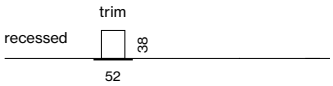

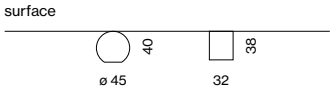

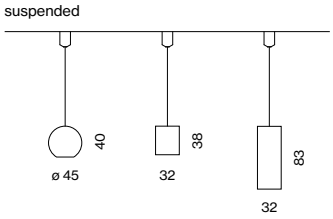

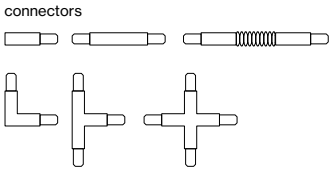

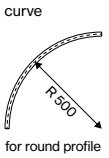

Colours





curve connector



optimised adapter integration

TRACK Compatibility

		STUCCHI		EUTRAC		GLOBAL	
		DALI-2	non DIM	DALI-2	non DIM	DALI-2	non DIM
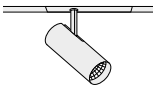	**BO 32** intrack, 12 W | STUCCHI	✓	✓			✓	✓
	BO 45 intrack, 16 W | STUCCHI	✓	✓			✓	✓
	BO 55 intrack, 25 W | STUCCHI	✓	✓			✓	✓
	BO 45 intrack, 16 W | EUTRAC			✓	✓		
	BO 55 intrack, 25 W | EUTRAC			✓	✓		
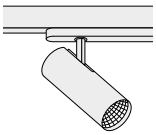	**BO 55** track, 25 W | STUCCHI	✓	✓		✓	✓	✓
	BO 70 track, 45 W | STUCCHI	✓	✓		✓	✓	✓
	BO 55 track, 25 W | EUTRAC		✓	✓	✓		✓
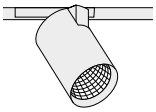	**TIMO 80** free, 19 W | EUTRAC		✓	✓	✓		✓
	TIMO 80 free, 30 W | EUTRAC		✓	✓	✓		✓
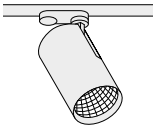	**VARO 80 S**, 29 W | STUCCHI	✓	✓		✓	✓	✓
	VARO 80 S, 45 W | STUCCHI	✓	✓		✓	✓	✓
	VARO 80, 29 W | STUCCHI		✓		✓		✓
	VARO 110, 42 W | STUCCHI		✓		✓		✓
	VARO 80, 29 W | EUTRAC		✓		✓		✓
	VARO 110, 42 W | EUTRAC		✓		✓		✓
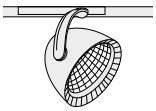	**ARGO** track, 29 W | STUCCHI	✓	✓		✓	✓	✓
	ARGO track, 43 W | STUCCHI	✓	✓		✓	✓	✓
	ARGO track, 29 W | EUTRAC		✓	✓	✓		
	ARGO track, 43 W | EUTRAC		✓		✓		✓
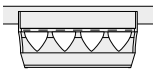	**SQUADRO**, 1 × 51 W | STUCCHI	✓	✓		✓	✓	✓
	SQUADRO, 2 × 43 W | STUCCHI	✓	✓		✓	✓	✓
	SQUADRO, 2 × 51 W | STUCCHI	✓	✓		✓	✓	✓
	SQUADRO, 1 × 51 W | EUTRAC		✓	✓	✓		✓
	SQUADRO, 2 × 43 W | EUTRAC		✓	✓	✓		✓
	SQUADRO, 2 × 51 W | EUTRAC		✓	✓	✓		✓
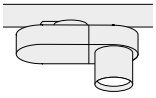	**PABLO** basic, 11 W | EUTRAC		✓	✓	✓		✓
	PABLO basic, 14 W | EUTRAC		✓	✓	✓		✓
	PABLO basic, 23 W | EUTRAC		✓	✓	✓		✓
	PABLO focus, 14 W | EUTRAC		✓	✓	✓		✓
	PABLO focus, 23 W | EUTRAC		✓	✓	✓		✓
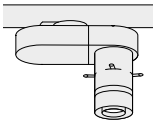	**PABLO** shutter, 14 W | EUTRAC		✓	✓	✓		✓
	PABLO shutter, 23 W | EUTRAC		✓	✓	✓		✓
	PABLO iris, 14 W | EUTRAC		✓	✓	✓		✓
	PABLO iris, 23 W | EUTRAC		✓	✓	✓		✓
	PABLO colour tune, 19 W | EUTRAC		✓	✓	✓		✓
	PABLO tunable white, 23 W | EUTRAC		✓	✓	✓		✓
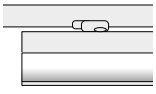	**STRAIGHT** track, 21 W | STUCCHI	✓	✓		✓	✓	✓
	STRAIGHT track, 21 W | EUTRAC		✓	✓	✓		✓

back

TRACK STUCCHI
recessed

Order options

CONTROL

non DIM	
DALI-2	

MATERIAL COLOUR

white	7
black	8

7 8

Pole options

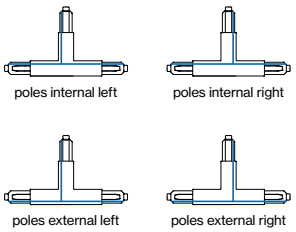

TRACK 3-phase / 3-phase + DALI-2-bus

1ADDR 220-240V CB EAC

TRACK 240V-16A

33xL

L (mm)	ORDER CODE
2000	186-012213
3000	186-012313
4000	186-012413
end cap	186-022011
end feed right	186-022313
end feed left	186-022413
middle feed	186-021323

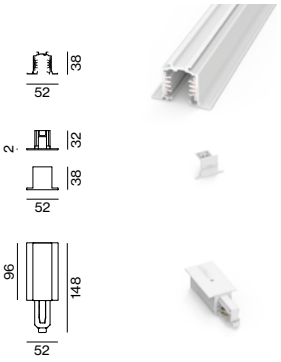

CONNECTORS 240V-16A

TYPE	ORDER CODE
linear connector	186-021113
I-connector	186-022123
L-connector right	186-022133
L-connector left	186-022233
T-connector right (poles internal)	186-022143
T-connector left (poles internal)	186-022243
T-connector right (poles external)	186-022173
T-connector left (poles external)	186-022273
X-connector	186-022153

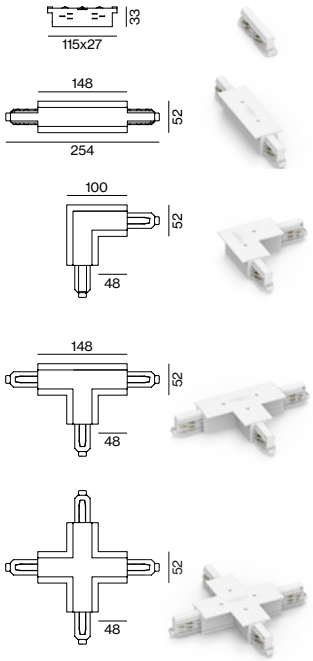

MOUNTING ACCESSORIES

TYPE	ORDER CODE
clip	186-022511 0
suspension element	186-022521 0
cutting tool	186-021911 0



back

TRACK STUCCHI
surface/suspended

Order options

CONTROL

non DIM	
DALI-2	

MATERIAL COLOUR

white	7
grey	6
black	8

7 6 8

Pole options

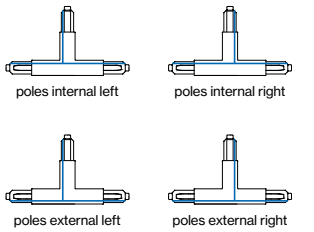

TRACK 3-phase/3-phase + DALI-2-bus

TRACK 240V-16A

L (mm)	ORDER CODE
1000	186-011113
2000	186-011213
3000	186-011313
4000	186-011413
end cap	186-021011
end feed right	186-021313
end feed left	186-021413
middle feed	186-021323



CONNECTORS 240V-16A

TYPE	ORDER CODE
linear connector	186-021113
I-connector	186-021123
L-connector right	186-021133
L-connector left	186-021233
T-connector right (poles internal)	186-021143
T-connector left (poles internal)	186-021243
T-connector right (poles external)	186-021173
T-connector left (poles external)	186-021273
X-connector	186-021153
adjustable corner connector	186-021163

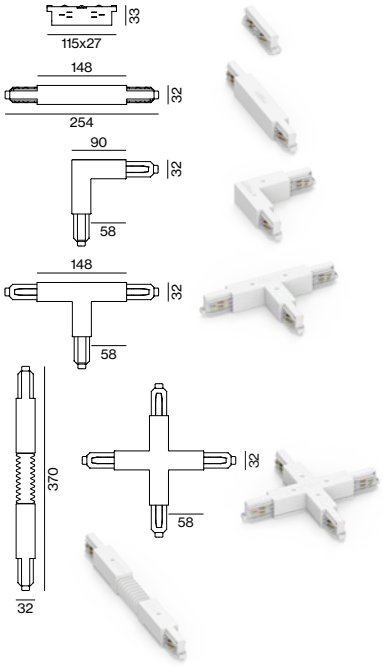

MOUNTING ACCESSORIES

TYPE	ORDER CODE
ceiling clip	186-021511
pendant clip cable	186-021521
pendant clip rod	186-021541
joiner piece cable	186-021531
joiner piece rod	186-021551
cutting tool	186-021910

SUSPENSION KIT

TYPE	ORDER CODE
pendant 1000	186-021611
cable 1500	186-021710
cable 3000	186-021721 0
cable 6200	186-021731 0

back

TRACK STUCCHI STILO
surface/suspended

Order options

CONTROL

non DIM
DALI-2

MATERIAL COLOUR

white	7
black	8

7 8

Options on request

LIGHT OPTIC COVER

inset indirect

Pole options

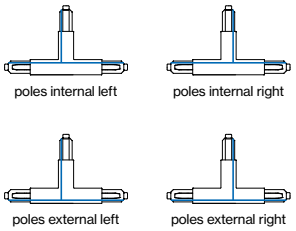

TRACK 3-phase/3-phase + DALI-2-bus

DALI 1ADDR · 220-240V · CB · EAC

TRACK 240V-16A

L (mm)	ORDER CODE
1000	186-016113
2000	186-016213
3000	186-016313
4000	186-016413
end cap	186-026011
end feed right	186-026313
end feed left	186-026413
middle feed	186-021323

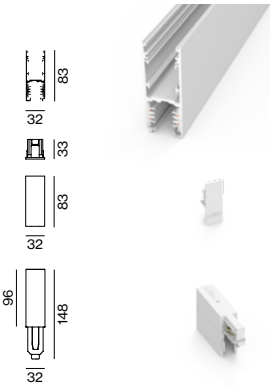

CONNECTORS 240V-16A

TYPE	ORDER CODE
linear connector	186-026113
I-connector	186-026123
L-connector right	186-026133
L-connector left	186-026233
T-connector right (poles internal)	186-026143
T-connector left (poles internal)	186-026243
T-connector right (poles external)	186-026173
T-connector left (poles external)	186-026273
X-connector	186-026153

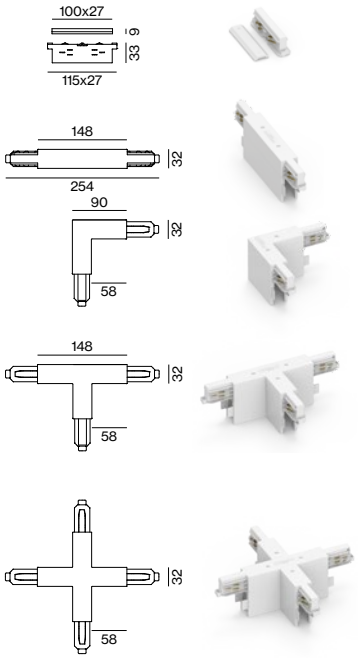

MOUNTING ACCESSORIES

TYPE	ORDER CODE
pendant clip cable	186-026521 0
pendant sheet metal clip	186-021522 0
pendant clip rod	186-026541 0
joiner piece cable	186-026531 0
joiner piece rod	186-026551 0
cutting tool	186-021911 0

SUSPENSION KIT

TYPE	ORDER CODE
pendant 1000	186-021611
cable 1500	186-021711 0
cable 3000	186-021721 0
cable 6200	186-021731 0

back

TRACK STUCCHI round
surface/suspended

Order options

CONTROL

non DIM	
DALI-2	

MATERIAL COLOUR

chrome	4
white	7
black	8
gold	9

4 7 8 9

MATERIAL COLOUR

white	7
black	8

7 8

Options on request

CONNECTOR

T-connector
X-connector

TRACK round 3-phase/3-phase + DALI-2-bus

DALI 1ADDR. · 220-240V · CB · EAC

available from Q1/2021

TRACK 240V-16A

L (mm)	ORDER CODE
1000	186-015113
2000	186-015213
3000	186-015313
4000	186-015413



TRACK CURVE 240V-16A

TYPE	ORDER CODE
R 500 90° left	186-015853
R 500 90° right	186-015863

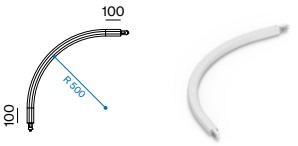

end cap	186-025011



end feed right	186-025313
end feed left	186-025413
middle feed	186-021323



CONNECTORS 240V-16A

TYPE	ORDER CODE
linear connector	186-021113



L-connector right	186-025133
L-connector left	186-025233

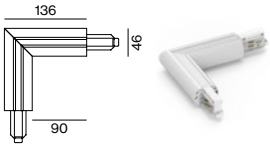

MOUNTING ACCESSORIES

TYPE	ORDER CODE
pendant clip cable	186-025521
pendant clip rod	186-025541
joiner piece cable	186-025531
joiner piece rod	186-025551
cutting tool	186-021911 0

SUSPENSION KIT

TYPE	ORDER CODE
pendant 1000	186-021611
cable 1500	186-021711 0
cable 3000	186-021721 0
cable 6200	186-021731 0

back

TRACK EUTRAC
recessed

Order options

CONTROL

non DIM	1
DALI-2	3

MATERIAL COLOUR

white

TRACK 3-phase / 3-phase + DALI-2-bus

TRACK 240V-16A

L (mm)	ORDER CODE
2000	386-01221 ⇕ 7
3000	386-01231 ⇕ 7
4000	386-01241 ⇕ 7
end cap	386-0220117
end feed right	386-02231 ⇕ 7
end feed left	386-02241 ⇕ 7
middle feed	386-02032 ⇕ 7

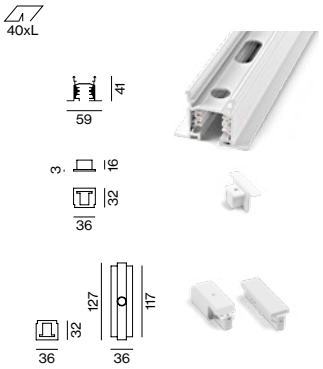

CONNECTORS 240V-16A

TYPE	ORDER CODE
linear connector	386-02211 ⇕ 7
I-connector	386-02212 ⇕ 7
L-connector right	386-02213 ⇕ 7
L-connector left	386-02223 ⇕ 7
T-connector right	386-02214 ⇕ 7
T-connector left	386-02224 ⇕ 7
X-connector	386-02215 ⇕ 7

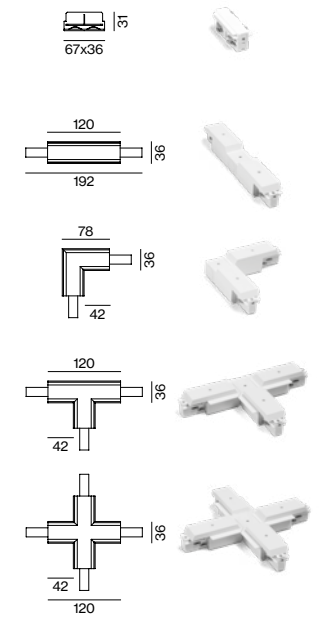

MOUNTING ACCESSORIES

TYPE	ORDER CODE
clip (6 pcs.)	386-0225110



back

TRACK EUTRAC
surface/suspended

Order options

CONTROL

non DIM	1
DALI-2	3

MATERIAL COLOUR TRACK

white	7
grey	6
black	8

7 6 8

MATERIAL COLOUR ACCESSORIES

grey	0
black	8

0 8

TRACK 3-phase/3-phase + DALI-2-bus

DALI 1ADDR. | 220-240V | CB

TRACK 240V-16A

L (mm)	ORDER CODE
1000	386-01111
2000	386-01121
3000	386-01131
4000	386-01141



end cap	386-021011



end feed right	386-02131
end feed left	386-02141
middle feed	386-02032

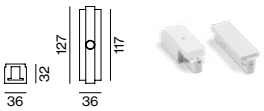

CONNECTORS 240V-16A

TYPE	ORDER CODE
linear connector	386-02111



I-connector	386-02112

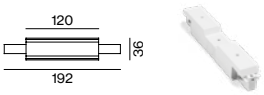

L-connector right	386-02113
L-connector left	386-02123



T-connector right	386-02114
T-connector left	386-02124

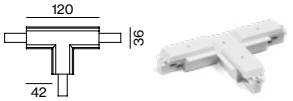

X-connector	386-02115

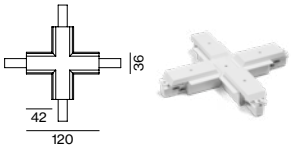

adjustable corner connector	386-02116

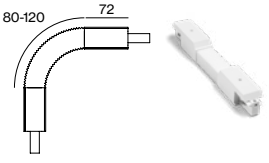

MOUNTING ACCESSORIES

TYPE	ORDER CODE
ceiling clip	386-021511



pendant clip	386-021521



joiner piece	386-021531

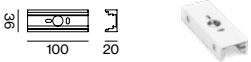

SUSPENSION KIT

TYPE	ORDER CODE
pendant 600	386-021611
pendant 1200	386-021621

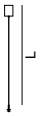

cable 1500	386-021711 0
cable 3000	386-021721 0
cable 6200	386-021731 0

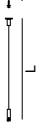

Luminaires





Luminaires

MENO



➔ 190 recessed

COMBO



➔ 194 recessed

JANE

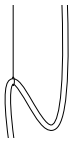

➔ 198 semi-recessed

VELA



surface



➔ 202 suspended

SONO



recessed



surface



➔ 212 suspended

TASK



surface

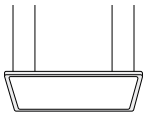

➔ 220 suspended

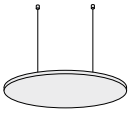

acoustic



wall

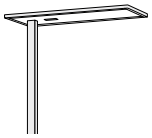

free standing

VILO

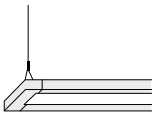

➔ 254 suspended

FLOW



surface

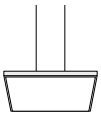

➔ 258 suspended

GEAR 3

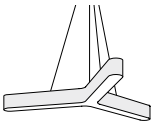

➔ 264 suspended

INO



➔ 268 suspended

MINO CIRCLE

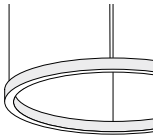

ceiling/ suspended

➔ 280

SONIC



acoustic suspended

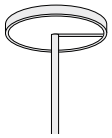

acoustic free standing

➔ 286

CIRO

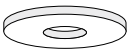

surface



➔ 292 suspended

HELIOS



suspended

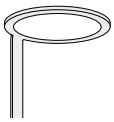

➔ 298 free standing

LITO

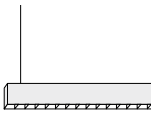

➔ 304 suspended

BETO



recessed

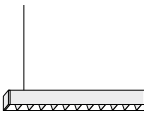

➔ 310 suspended

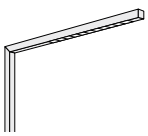

free standing

HEX-O



acoustic surface

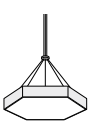

➔ 324 acoustic suspended

TRIG-O

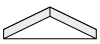

acoustic surface

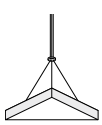

➔ 324 acoustic suspended

MUSE

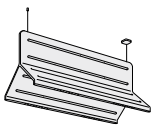

acoustic suspended



acoustic table mounted

➔ 336

STRETTA



➔ 344 surface

RECOVER

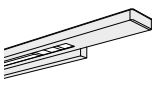

➔ 348 wall

Trimless harmony

MENO

EN MENO is a perfect all-rounder. It is installed without a trim and thus delivers a calm and even ceiling appearance. The highly reflective coating ensures improved efficiency. MENO with an opal cover provides homogeneous illumination in lobbies, corridors, and public areas. The version with a microprismatic cover is also suitable for standard-compliant lighting of VDU workstations (UGR ≤ 19). Depending on the desired lighting mood, MENO is available in the 3000 K or 4000 K light colours.

DE Rundum vollkommen: MENO wird randlos montiert und erzeugt so ein ruhiges, einheitliches Deckenbild. Die hochreflektierende Beschichtung sorgt für einen verbesserten Wirkungsgrad. MENO mit Opal-Cover schafft in Lobbys, Korridoren und öffentlichen Bereichen eine homogene Ausleuchtung, während die Variante mit mikroprismatischer Abdeckung auch für die normgerechte Beleuchtung von Bildschirmarbeitsplätzen (UGR ≤ 19) geeignet ist. Je nach gewünschter Lichtstimmung ist MENO in den Lichtfarben 3000 K oder 4000 K verfügbar.

Types

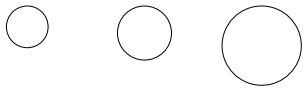

350 450 650

Mounting



trimless
recessed

Light distributions

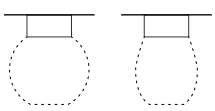

opal microprismatic
(UGR ≤ 19)

back



Quickinfo

3000 K, 4000 K
CRI ≥ 80
L90 @ 50 000 h
UGR ≤ 19 / 65° ≤ 1500 cd/m²
ø 337 up to 1280 lm
ø 435 up to 2340 lm
ø 635 up to 4940 lm
non DIM, DALI-2 / CLO
opal, microprismatic (UGR ≤ 19)

Types

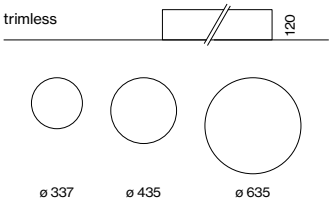

Colour



Light distribution



Description

EN Round luminaire housing in aluminium; for trimless installation in plasterboard ceilings; special edge design with grooves for better adhesion of filler; for ceiling thickness of 10 – 25 mm; surface white powder coated; up to ø450 mm: luminaire housing for ceiling installation available in advance; light inset consisting of converter unit and circuit board unit; mechanical connection without tools using twist closure; electrical connection by means of reverse polarity protected plug system; highly reflective coating for improved efficiency; completely homogeneously illuminated, satinised or microprismatic PMMA cover; workplace light suitable for VDUs according to DIN EN 12464-1 (UGR ≤ 19); cover removable without tools for easy maintenance; same luminance for all size versions; energy-efficient LEDs with very good colour rendering; binning initial ≤ 3 MacAdam; light colour 3000 K or 4000 K; CRI ≥ 80; L90 / 50 000 h ; luminaire with 2 cable openings and plug-in terminals for through wiring; IP 20; PC I; photobiological safety according to IEC 62471 risk group 0; optionally non-dimmable or DALI-2 control with CLO function

DE Runder Leuchtenkörper aus Aluminium; für den randlosen Einbau in Gipskartondecken; spezielle Randausbildung mit Rillen für bessere Haftung der Spachtelmasse; für Deckenstärken von 10 – 25 mm; Oberfläche weiß pulverbeschichtet; bis ø450 mm Leuchtengehäuse für Deckeneinbau vorab lieferbar; Lichteinsatz bestehend aus Konvertereinheit und Platineneinheit; werkzeuglose mechanische Verbindung mittels Drehverschluss; elektrische Verbindung mittels verpolungssicherem Steckersystem; hochreflektierende Beschichtung für verbesserten Wirkungsgrad; absolut homogen ausgeleuchtete, satinierte oder mikroprismatische PMMA-Abdeckung; bildschirmtaugliche Arbeitsplatzleuchte nach DIN EN 12464-1 (UGR ≤ 19); Abdeckung werkzeuglos abnehmbar für einfache Wartung; gleiche Leuchtdichte bei allen Größenvarianten; energieeffiziente LEDs mit sehr guter Farbwiedergabe; Binning initial ≤ 3 MacAdam; Lichtfarbe 3000 K oder 4000 K; CRI ≥ 80; L90 / 50 000 h ; Leuchte mit 2 Kabelöffnungen und Steckklemme für Durchgangsverdrahtung; IP 20; SK I; photobiologische Sicherheit gemäß IEC 62471 Risikogruppe 0; wahlweise nicht dimmbar oder DALI-2 Steuerung mit CLO-Funktion

MENO

trimless

Order options

COLOUR TEMPERATURE

3000 K	5
4000 K	6

CONTROL

non DIM	1
DALI-2 / CLO	3

MATERIAL COLOUR

white

LIGHT OPTIC COVER

opal	O
microprismatic (UGR ≤ 19)	P

Options on request

COLOUR RENDERING INDEX

CRI ≥ 90

COLOUR TEMPERATURE

tunable white 2700–6500 K (2 DALI-2)

EMERGENCY LIGHT

1 h accupack
3 h accupack

only available for ø 450

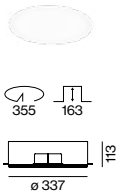

MENO ROUND 350 trimless

UGR ≤ 19 | cd/m² ≤ 3000 | DALI 1 ADDR. | 220-240 V

DIRECT

SYSTEM POWER	COLOUR TEMP.	LUMINOUS FLUX	ORDER CODE
10 W	3000 K	1210 lm	063-22361 7
	4000 K	1280 lm	

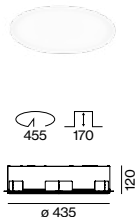

MENO ROUND 450 trimless

UGR ≤ 19 | cd/m² ≤ 1500 | DALI 1 ADDR. | 220-240 V

DIRECT

SYSTEM POWER	COLOUR TEMP.	LUMINOUS FLUX	ORDER CODE
18 W	3000 K	2210 lm	063-22461 7
	4000 K	2340 lm	

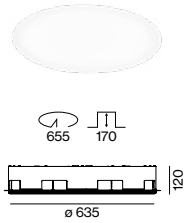

MENO ROUND 650 trimless

UGR ≤ 19 | cd/m² ≤ 3000 | DALI 1 ADDR. | 220-240 V

DIRECT

SYSTEM POWER	COLOUR TEMP.	LUMINOUS FLUX	ORDER CODE
39 W	3000 K	4670 lm	063-22661 7
	4000 K	4940 lm	

LIGHT DISTRIBUTION

opal

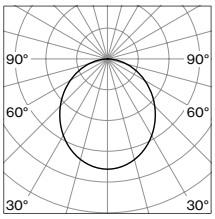

microprismatic

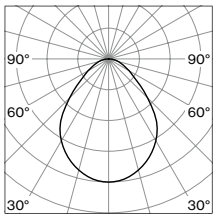

Accessories



INSTALLATION TEMPLATE

TYPE	ORDER CODE
MENO ROUND 450	018-69045
MENO ROUND 650	018-69065

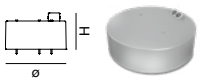

CONCRETE INSTALLATION HOUSING

TYPE	Ø·H (mm)	ORDER CODE
MENO ROUND 350	358·160	018-69016
MENO ROUND 450	462·166	018-69017

All-round performer

COMBO

EN COMBO has a narrow trim and is optionally integrated into the ceiling. It creates a calm, even ceiling appearance with pleasant and uniform room illumination. The circular luminaire owes this to its opal cover. COMBO's microprismatic cover variant reduces the glare value to UGR ≤ 19; ideal for standard-compliant computer workstations. Depending on the desired lighting mood, COMBO is available in the 3000 K or 4000 K light colours.

DE Ein schmaler Rand, bestmöglich integriert in die Raumdecke: COMBO erzeugt ein ruhiges, einheitliches Deckenbild bei angenehmer und gleichmäßiger Raumausleuchtung. Diese verdankt die Rundleuchte ihrem Opal-Cover. In der Version mit mikroprismatischer Abdeckung reduziert COMBO den Blendwert auf UGR ≤ 19 – ideal für den normgerechten Bildschirmarbeitsplatz. Je nach gewünschter Lichtstimmung ist COMBO in den Lichtfarben 3000 K oder 4000 K verfügbar.

Types

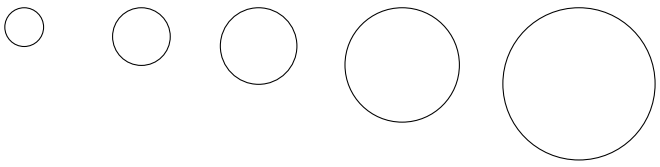

Mounting



trim
recessed

Light distributions

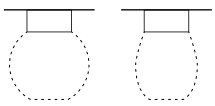

back



Quickinfo

3000 K, 4000 K
CRI ≥ 80
L90 @ 50 000 h
UGR ≤ 19 / 65° ≤ 3000 cd/m²
ø 316 up to 1340 lm
ø 466 up to 2190 lm
ø 616 up to 4480 lm
ø 916 up to 8330 lm
ø 1216 up to 14400 lm
non DIM, DALI-2 / CLO
opal, microprismatic (UGR ≤ 19)

Types

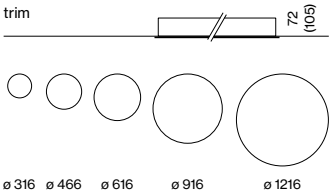

Colour



Light distribution



Description

EN Round luminaire housing in aluminium with trim; suitable for installation in plasterboard ceilings; suitable for ceiling thickness of 10–25 mm; surface white powder coated; up to ø 600 mm: installation without tools using snap spring closure; highly reflective coating for improved efficiency; completely homogeneously illuminated, satinised or microprismatic PMMA cover; workplace light suitable for VDUs according to DIN EN 12464-1 (UGR ≤ 19); same luminance for all size versions with the same components (e LED or e² LED); energy-efficient LEDs with very good colour rendering; binning initial ≤ 3 MacAdam; available in the light colours 3000 K and 4000 K; CRI ≥ 80; min. 90 % of the luminous flux after 50 000 hours; external converter for ceiling insertion, through-wiring suitable; degree of protection IP 40; PC I; photobiological safety according to IEC 62471 risk group 0; optionally non-dimmable or DALI-2 control with CLO function

DE Runder Leuchtenkörper aus Aluminium mit umlaufendem Rand; geeignet für den Einbau in Gipskartondecken; geeignet für Deckenstärken von 10–25 mm; Oberfläche weiß pulverbeschichtet; bis ø 600 mm werkzeuglose Montage mittels Schnappfederverschluss; hochreflektierende Beschichtung für verbesserten Wirkungsgrad; absolut homogen ausgeleuchtete, satinierte oder mikroprismatische PMMA-Abdeckung; bildschirmtaugliche Arbeitsplatzleuchte nach DIN EN 12464-1 (UGR ≤ 19); gleiche Leuchtdichte bei allen Größenvarianten mit selber Bestückung (e LED oder e² LED); energieeffiziente LEDs mit sehr guter Farbwiedergabe; Binning initial ≤ 3 MacAdam; lieferbar in den Lichtfarben 3000 K und 4000 K; CRI ≥ 80; min. 90 % des Lichtstromes nach 50 000 h Lebensdauer; externer Konverter für Deckeneinwurf, Durchgangsverdrahtung geeignet; Schutzart IP 40; SK I; photobiologische Sicherheit gemäß IEC 62471 Risikogruppe 0; wahlweise nicht dimmbar oder DALI-2 Steuerung mit CLO-Funktion

COMBO

trim

Order options

COLOUR TEMPERATURE

3000 K	5
4000 K	6

CONTROL

non DIM	1
DALI-2 / CLO	3

MATERIAL COLOUR

white

LIGHT OPTIC COVER

opal	O
microprismatic (UGR ≤ 19)*	P
microprismatic (UGR ≤ 19)**	Z

*only for ø 300, 450, 600
**only with e LED

Options on request

COLOUR RENDERING INDEX

CRI ≥ 90

COLOUR TEMPERATURE

tunable white 2700–6500 K (2 DALI-2)

EMERGENCY LIGHT

1 h accupack
3 h accupack

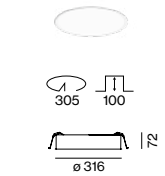

COMBO ROUND 300 trim

UGR ≤ 19 | cd/m² ≤3000 | 1 ADDR. | 220-240 V | IP 40

DIRECT

SYSTEM POWER	COLOUR TEMP.	LUMINOUS FLUX	ORDER CODE
7.6 W e	3000 K	723 lm	0 6 4 - 1 0 3 0 ⁘ ⇕ 7 Z
	4000 K	765 lm	
12 W e²	3000 K	1260 lm	0 6 4 - 1 0 3 1 ⁘ ⇕ 7 ◘
	4000 K	1340 lm	

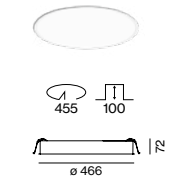

COMBO ROUND 450 trim

UGR ≤ 19 | cd/m² ≤3000 | 1 ADDR. | 220-240 V | IP 40

DIRECT

SYSTEM POWER	COLOUR TEMP.	LUMINOUS FLUX	ORDER CODE
14 W e	3000 K	1640 lm	0 6 4 - 1 0 4 0 ⁘ ⇕ 7 Z
	4000 K	1740 lm	
16 W e²	3000 K	2070 lm	0 6 4 - 1 0 4 1 ⁘ ⇕ 7 ◘
	4000 K	2190 lm	

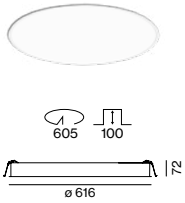

COMBO ROUND 600 trim

UGR ≤ 19 | cd/m² ≤3000 | 1 ADDR. | 220-240 V | IP 40

DIRECT

SYSTEM POWER	COLOUR TEMP.	LUMINOUS FLUX	ORDER CODE
24 W e	3000 K	3110 lm	0 6 4 - 1 0 5 0 ⁘ ⇕ 7 Z
	4000 K	3300 lm	
30 W e²	3000 K	4230 lm	0 6 4 - 1 0 5 1 ⁘ ⇕ 7 ◘
	4000 K	4480 lm	

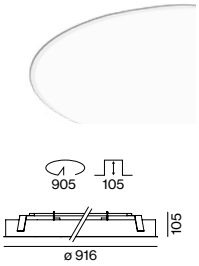

COMBO ROUND 900 trim

UGR ≤ 19 | cd/m² ≤3000 | 1 ADDR. | 220-240 V | IP 40

DIRECT

SYSTEM POWER	COLOUR TEMP.	LUMINOUS FLUX	ORDER CODE
58 W e	3000 K	7860 lm	0 6 4 - 1 0 7 0 ⁘ ⇕ 7 ◘
	4000 K	8330 lm	

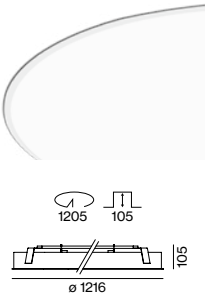

COMBO ROUND 1200 trim

UGR ≤ 19 | cd/m² ≤3000 | 1 ADDR. | 220-240 V | IP 40

DIRECT

SYSTEM POWER	COLOUR TEMP.	LUMINOUS FLUX	ORDER CODE
92 W e	3000 K	13600 lm	0 6 4 - 1 0 8 0 ⁘ ⇕ 7 ◘
	4000 K	14400 lm	

LIGHT DISTRIBUTION

opal

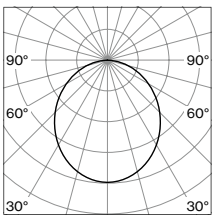

microprismatic P

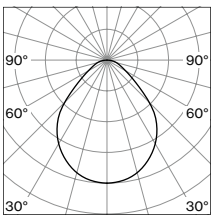

microprismatic Z

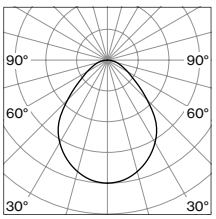

Artistic light arrangements

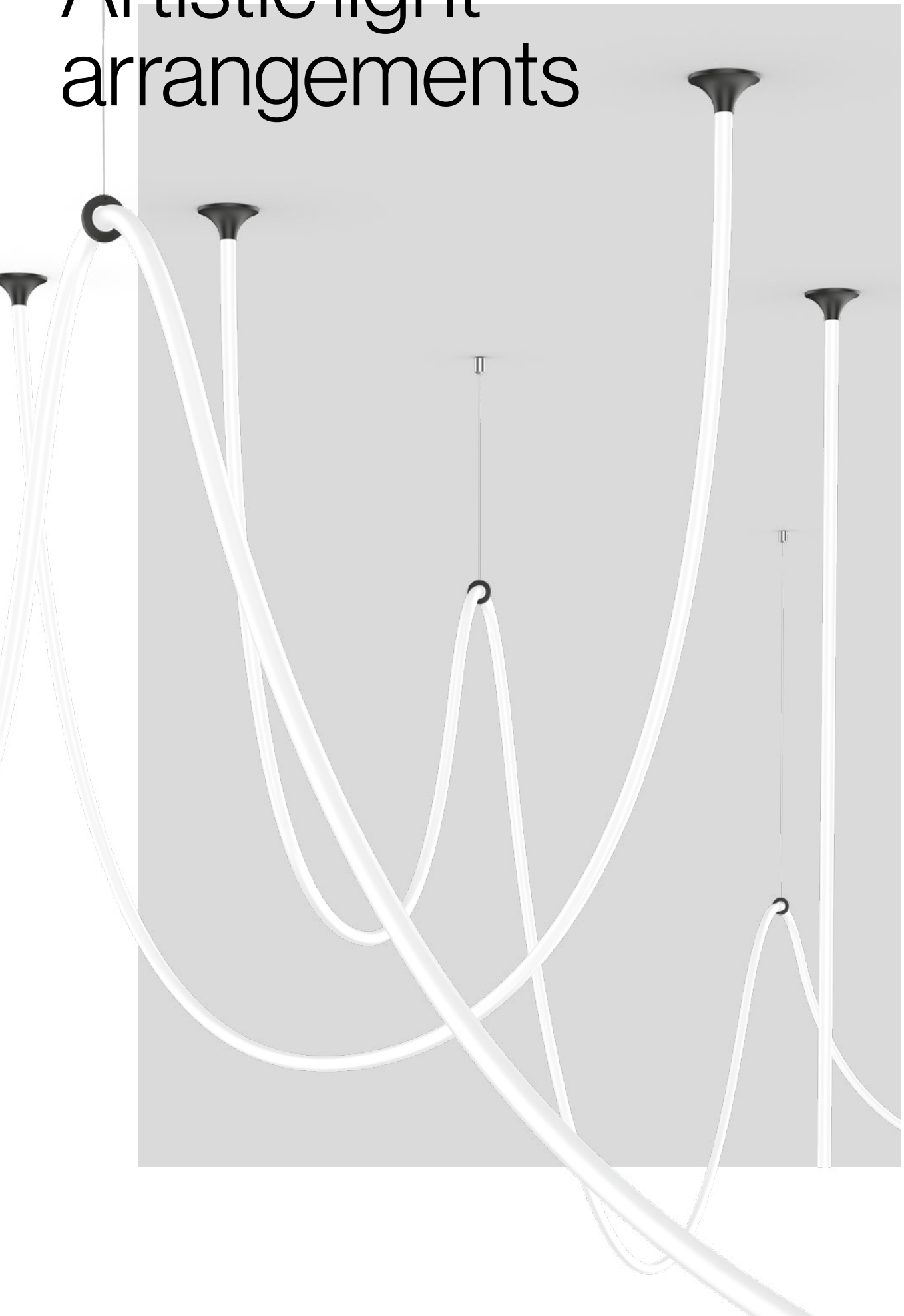

JANE

EN JANE gives flexibility in design a new dimension. The rope-like, highly flexible LED luminaire is made of food-safe silicone and offers complete freedom when designing creative ceiling and wall arrangements. JANE has a homogeneous light distribution, with a diameter of only 18 mm. At up to 10 metres long, it is ideal for small and large visions. The light cables can be easily arranged into custom patterns with the ceiling clips and cable holders. JANE is available in 3000 K or 4000 K light colours and, with CRI ≥ 90, also delivers top colour rendering. This luminaire is unique because of its appearance. It is a new, highly decorative innovation from XAL – artistic and exclusive.

DE Flexibilität im Design gewinnt durch JANE eine neue Dimension. Die seilartige, hochflexible LED Leuchte aus lebensmittelechtem Silikon bietet vollkommene Freiheit bei der Gestaltung kreativer Decken- und Wandarrangements. JANE verfügt über eine durchgehend homogene Abstrahlcharakteristik, bei einem Durchmesser von nur 18 mm. Und mit einer Länge von bis zu 10 Metern ist sie für kleine und große Visionen geeignet. Mit den Deckenclips und Seihalter lassen sich die Lichtseile einfach zu ausgefallenen Mustern arrangieren. JANE ist wahlweise in den Lichtfarben 3000 K oder 4000 K erhältlich und sorgt bei CRI ≥ 90 für eine sehr gute Farbwiedergabe. Einzigartig macht diese Leuchte ihr Erscheinungsbild: Eine neuartige, hochdekorative Innovation von XAL – kunstvoll und exklusiv.

Mounting

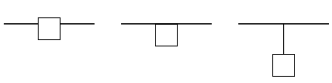

semi-recessed | surface | suspended

Light distribution



opal

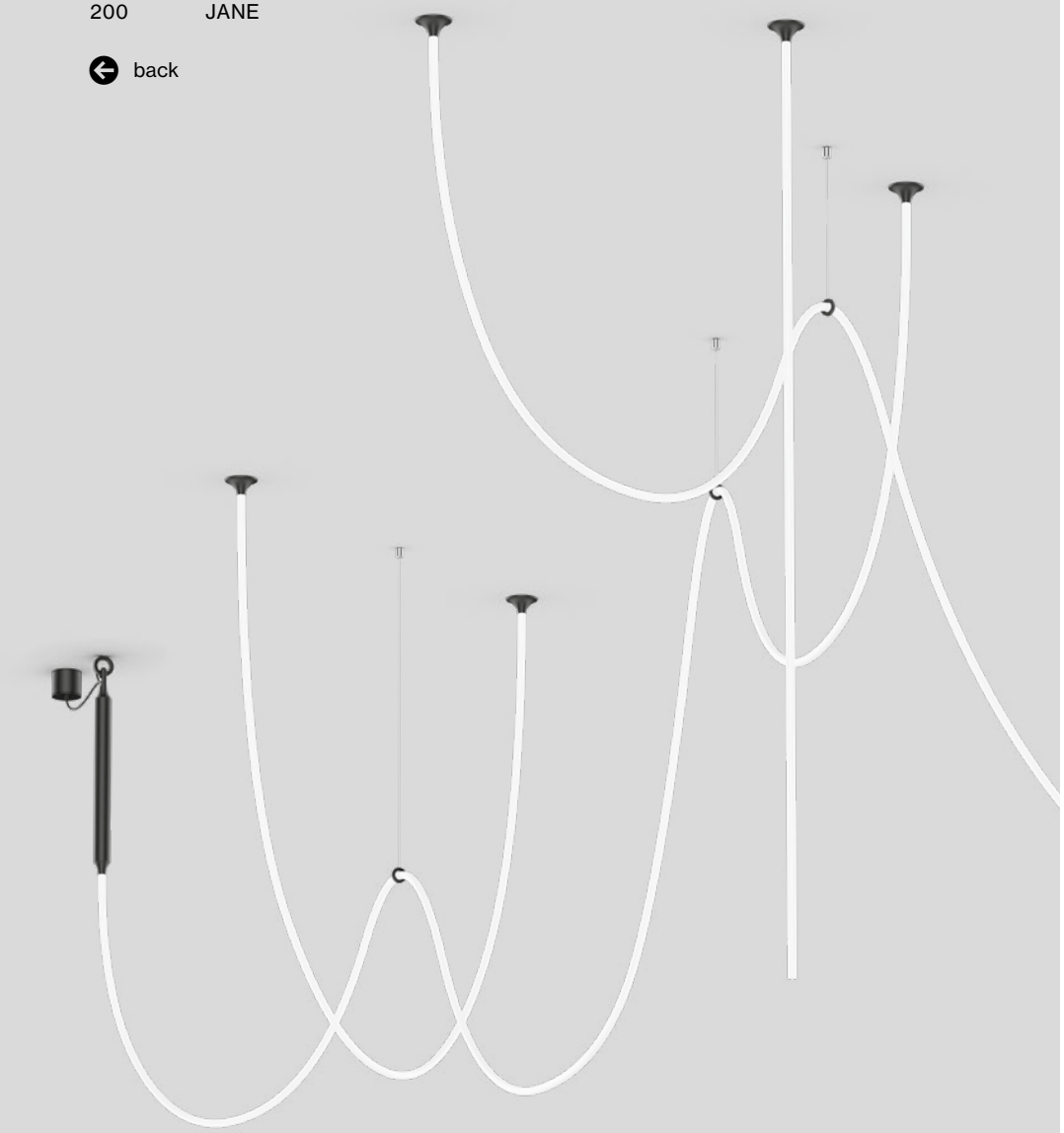

Quickinfo

3000 K, 4000 K
CRI ≥ 90
L80 @ 50 000 h
up to 1000 lm/m
non DIM, DALI
IP 40

Types

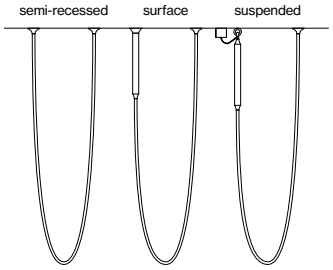

ø 18 x 1000 – 10 000

Canopy colours



Light distribution



360°

Description

EN Highly flexible light rope made of food grade silicone for creative and decorative design; extremely slim design (only 18 mm diameter); for wall-/ceiling surface mounting or suspended mounting (cable suspension, height adjustment without tools); completely homogeneously illuminated, matt surface; 360° light emission; energy-efficient LEDs with very good colour rendering; binning initial ≤ 3 MacAdam; available in the light colours 3000 K and 4000 K; CRI ≥ 90; min. 80 % of the luminous flux after 50 000 hours; degree of protection IP 40; PC I / PC II (power supply) or PC III (luminaire housing); photobiological safety according to IEC 62471 risk group 0; optionally with external converter for ceiling installation or suspended in combination with the light rope (available as an accessory); optionally non-dimmable or DALI control

DE Hochflexibles Lichtseil aus lebensmittelechtem Silikon zur kreativen, dekorativen Gestaltung; extrem schlanke Bauform (nur 18 mm Durchmesser); für Wand-/Deckenanbaumontage oder für abgehängte Montage (Seilabhängung, werkzeuglose Höhenverstellung); absolut homogen ausgeleuchtete, matte Oberfläche; 360° Lichtabstrahlung; energieeffiziente LEDs mit sehr guter Farbwiedergabe; Binning initial ≤ 3 MacAdam; lieferbar in den Lichtfarben 3000 K und 4000 K; CRI ≥ 90; min. 80 % des Lichtstromes nach 50 000 h Lebensdauer; Schutzart IP 40; SK I / SK II (Netzversorgung) bzw. SK III (Leuchtenkörper); photobiologische Sicherheit gemäß IEC 62471 Risikogruppe 0; wahlweise externer Konverter für Deckeneinwurf oder abgependelt in Kombination mit dem Lichtseil (als Zubehör erhältlich); wahlweise nicht dimmbar oder DALI Steuerung

JANE

semi-recessed / surface / suspended

reddot winner 2020

Order options

COLOUR TEMPERATURE

3000 K	5
4000 K	6

CONTROL

non DIM	1
DALI	3

LENGTH L

1000 mm	1
2000 mm	2
3000 mm	3
4000 mm	4
6000 mm	6
8000 mm	8
10000 mm	0

HOUSING COLOUR

white	7
black	8

7 8



JANE semi-recessed / surface / suspended

CRI ≥90 · 48V · IP40 · HOT PLUG SAFE

LUMINAIRE

SYSTEM POWER	COLOUR TEMP.	LUMINOUS FLUX	ORDER CODE
14 W/m	3000 K	812 lm/m	058-651 L::10
	4000 K	1000 lm/m	

Mounting accessories

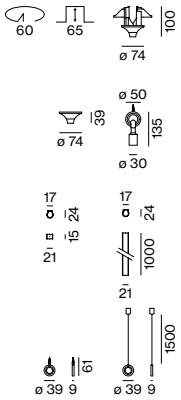

MOUNTING ACCESSORIES

	TYPE	L·W·H (mm)	ORDER CODE
1	mounting set recessed	ø74·100	058-659021
2	mounting set surface	ø74·39	058-659101
3	mounting set suspended	ø50/30·135	058-659201
4	clip surface (transparent)	15·21·24	058-659141 0
5	channel surface (transparent)	1000·21·24	058-659111 0
6	mounting ring surface	ø39·9·61	058-659161
7	mounting ring suspended	ø39·9	058-659261

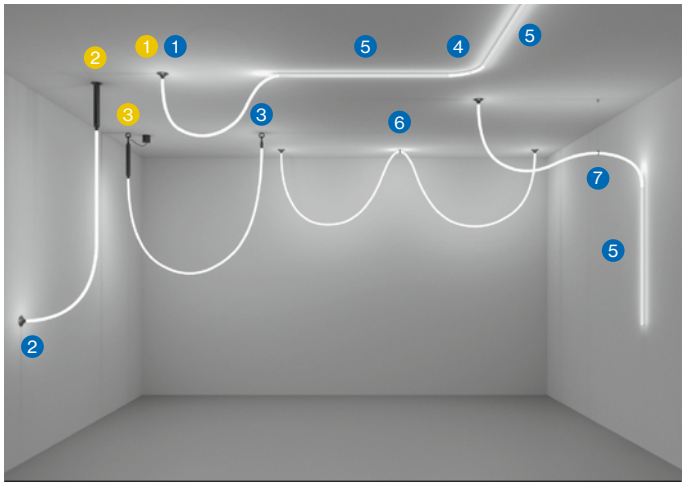

various mounting options with different mounting accessories

Electrical accessories

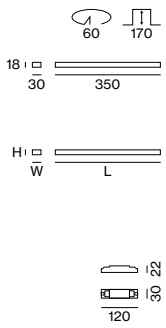

1 CONVERTER RECESSED supply 220-240 V AC, 48 V, 50-60 Hz

TYPE		L·W·H (mm)	ORDER CODE
100 W recessed	PC II	350·30·18	002-62134
150 W recessed	PC II	350·30·18	002-62135
60 W revision opening	PC II	163·43·32	002-62133
100 W revision opening	PC II	350·30·18	002-62134
150 W revision opening	PC II	350·30·18	002-62135
250 W revision opening	PC II	400·40·22	002-62139
320 W revision opening	PC I	252·90·44	002-60320
DALI device		120·30·22	058-659933 0

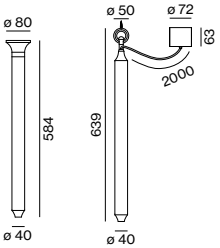

2 CONVERTER SURFACE supply 220-240 V AC, 48 V, 50-60 Hz

TYPE		L·W·H (mm)	ORDER CODE
100 W surface	PC II	584·ø40	058-659122
150 W surface	PC II	584·ø40	058-659133

3 CONVERTER SUSPENDED supply 220-240 V AC, 48 V, 50-60 Hz

TYPE		L·W·H (mm)	ORDER CODE
100 W suspended	PC II	639·ø40	058-659223
150 W suspended	PC II	639·ø40	058-659233

incl. ceiling canopy and 2000 mm power cable

Timeless perfection

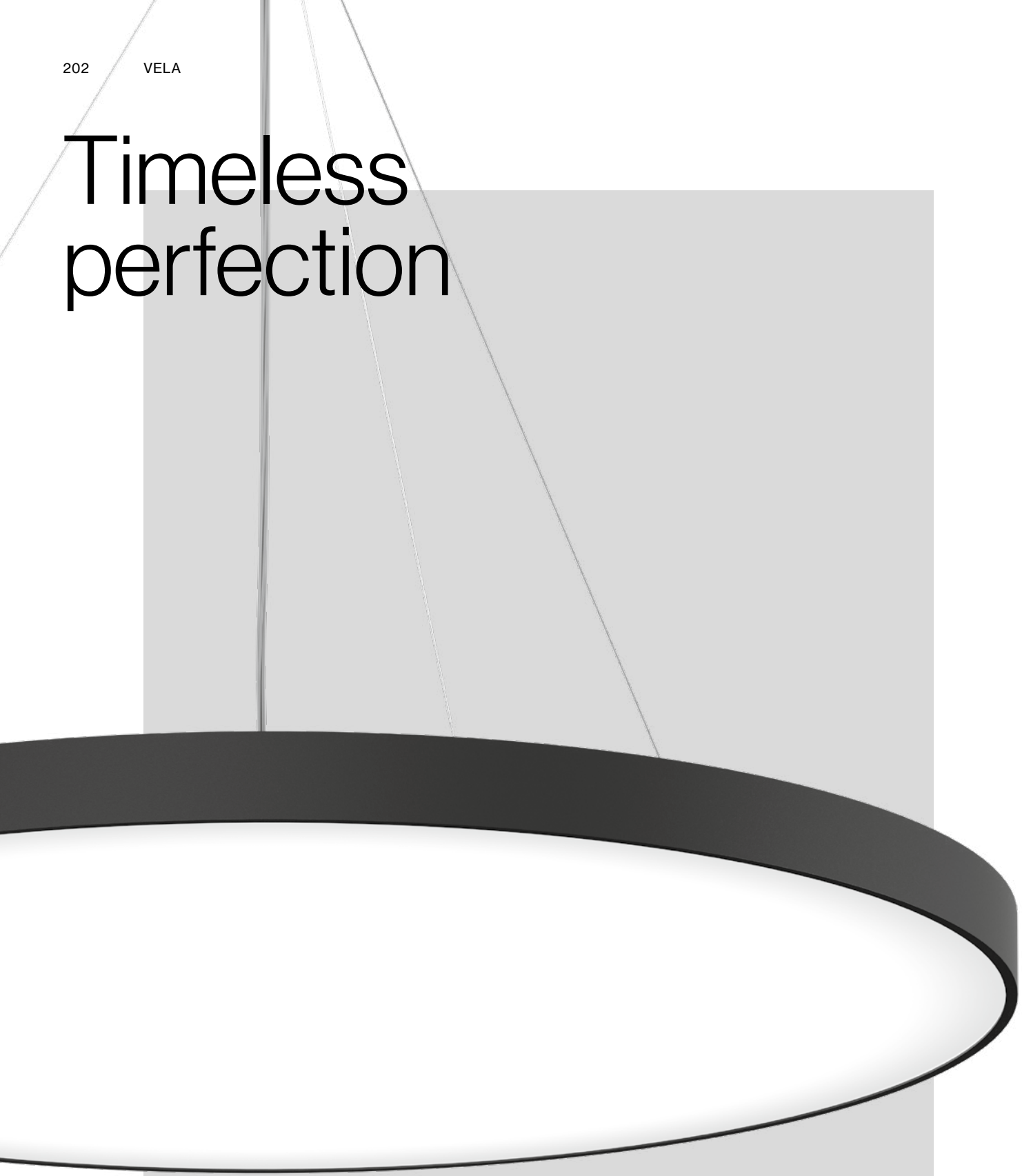

VELA

EN As one of XAL's first round luminaires, VELA has been perfected over the years. Innovative technology hides behind its flat, minimalistic design. VELA surface can be wall or ceiling mounted. The suspended version has either a classic cable suspension or a chrome-plated, shortenable pendulum tube suspension. To adapt to a variety of interior designs, VELA is available in an extensive colour palette and in the light colours 3000 K or 4000 K. A microprismatic cover is ideal for workstations. An opal cover provides homogeneous basic lighting. An optional direct / indirect beam characteristic illuminates the ceiling and creates ambience.

DE VELA war eine der ersten XAL-Rundleuchten und wurde über die Jahre konstant perfektioniert. In ihrem flachen, reduzierten Design verbirgt sich innovative Technologie. Während VELA Surface für Wand- und Deckenanbau geeignet ist, verfügt die abgehängte Variante wahlweise über eine klassische Seilabhängung oder eine verchromte, individuell kürzbare Pendelrohrabhängung. Um sich einer Vielzahl an Innenraumgestaltungen anzupassen, ist VELA in einer großen Farbpalette und in den Lichtfarben 3000 K oder 4000 K erhältlich. Je nach Abdeckung kommt sie mikroprismatisch am Arbeitsplatz oder opal für homogene Grundausleuchtung zum Einsatz. Eine optionale direkt-/indirekte Abstrahlcharakteristik erhellt die Decke und schafft Ambiente.

Types

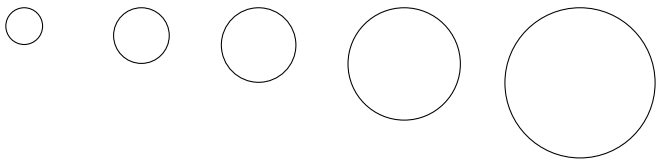

Mountings

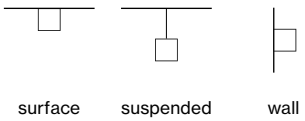

Light distributions

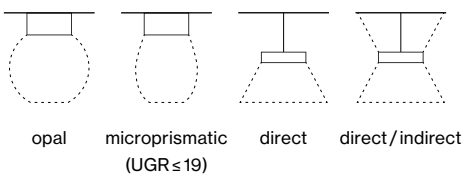

back



Quickinfo

3000 K, 4000 K
CRI ≥ 80
L90 @ 50 000 h
UGR ≤ 19 / 65° ≤ 3000 cd/m²
ø 300 up to ↧ 1860 / ↥ 659 lm
ø 450 up to ↧ 3460 / ↥ 1370 lm
ø 600 up to ↧ 6320 / ↥ 2030 lm
ø 900 up to ↧ 10400 / ↥ 4670 lm
ø 1200 up to ↧ 22200 / ↥ 6060 lm
non DIM, DALI-2 / CLO
opal, microprismatic (UGR ≤ 19)

Types

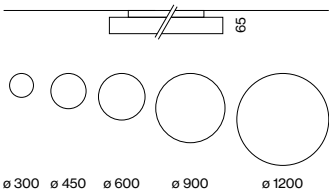

Colours



standard xal.com/colours

Light distributions



direct direct indirect

Description

EN Round luminaire housing in aluminium, rolled profile, seamlessly welded; surface white, gray, black or gold powder coated; available in special colours; highly reflective coating for improved efficiency; convenient quick mounting system without tools; completely homogeneously illuminated, satinised PMMA cover; up to ø 600 mm: microprismatic PMMA cover; workplace luminaire suitable for VDUs according to DIN EN 12464-1 (UGR ≤ 19); direct/indirect illumination characteristic for additional emphasis of the ceiling and more visual comfort; energy-efficient LEDs with very good colour rendering; binning initial ≤ 3 MacAdam; available in the light colours 3000 K and 4000 K; CRI ≥ 80; min. 90 % of the luminous flux after 50 000 hours; luminaire with 2 cable openings and plug-in terminals for through wiring; degree of protection IP 40; PC I; photobiological safety according to IEC 62471 risk group 0; optionally non-dimmable or DALI-2 control with CLO function

DE Runder Leuchtenkörper aus Aluminium, gerolltes Profil, nahtlos verschweißt; Oberfläche weiß, grau, schwarz oder gold pulverbeschichtet; wahlweise in Spezialfarben; hochreflektierende Beschichtung für verbesserten Wirkungsgrad; komfortables, werkzeugloses Schnellmontagesystem; absolut homogen ausgeleuchtete, satinierte PMMA-Abdeckung; bis ø 600 mm: mikroprismatische PMMA-Abdeckung; bildschirmtaugliche Arbeitsplatzleuchte nach DIN EN 12464-1 (UGR ≤ 19); direkt/indirekte Abstrahlcharakteristik für zusätzliche Akzentuierung der Decke und mehr Sehkomfort; energieeffiziente LEDs mit sehr guter Farbwiedergabe; Binning initial ≤ 3 MacAdam; lieferbar in den Lichtfarben 3000K und 4000 K; CRI ≥ 80; min. 90 % des Lichtstromes nach 50 000 h Lebensdauer; Leuchte mit 2 Kabelöffnungen und Steckklemme für Durchgangsverdrahtung; Schutzart IP 40; SK I; photobiologische Sicherheit gemäß IEC 62471 Risikogruppe 0; wahlweise nicht dimmbar oder DALI-2 Steuerung mit CLO-Funktion

VELA

surface

Order options

COLOUR TEMPERATURE

3000 K	5
4000 K	6

CONTROL

non DIM	1
DALI-2 / CLO	3

MATERIAL COLOUR

white	7
grey	G
black	8
gold	9
special colours xal.com/colours	X



LIGHT OPTIC COVER

opal	O
microprismatic (UGR ≤ 19)	P

Options on request

COLOUR RENDERING INDEX

CRI ≥ 90

COLOUR TEMPERATURE

tunable white 2700–6500 K (2 DALI)

EMERGENCY LIGHT

1 h accupack
3 h accupack

not available for VELA 300



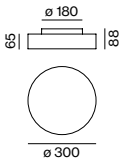

VELA 300 surface

1 ADDR. | 220-240 V | IP 40

DIRECT

SYSTEM POWER	COLOUR TEMP.	LUMINOUS FLUX	ORDER CODE
12 W e²	3000 K	1190 lm	0 7 3 - 1 1 3 1
	4000 K	1260 lm	
16 W e²⁺	3000 K	1750 lm	0 7 3 - 1 1 3 2
	4000 K	1860 lm	

UGR ≤ 19 | 1 ADDR. | 220-240 V | IP 40

DIRECT / INDIRECT

SYSTEM POWER	COLOUR TEMP.	LUMINOUS FLUX	ORDER CODE
13 W e²	3000 K	↧ 1190 / ↥ 417 lm	0 7 3 - 1 1 3 4
	4000 K	↧ 1260 / ↥ 441 lm	
21 W e²⁺	3000 K	↧ 1750 / ↥ 622 lm	0 7 3 - 1 1 3 5
	4000 K	↧ 1860 / ↥ 659 lm	



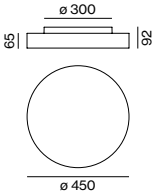

VELA 450 surface

UGR ≤ 19 | cd/m² ≤ 3000 | 1 ADDR. | 220-240 V | IP 40

DIRECT

SYSTEM POWER	COLOUR TEMP.	LUMINOUS FLUX	ORDER CODE
16 W e²	3000 K	2070 lm	0 7 3 - 1 1 4 1
	4000 K	2190 lm	
27 W e²⁺	3000 K	3270 lm	0 7 3 - 1 1 4 2
	4000 K	3460 lm	

UGR ≤ 19 | cd/m² ≤ 3000 | 1 ADDR. | 220-240 V | IP 40

DIRECT / INDIRECT

SYSTEM POWER	COLOUR TEMP.	LUMINOUS FLUX	ORDER CODE
22 W e²	3000 K	↧ 2070 / ↥ 820 lm	0 7 3 - 1 1 4 4
	4000 K	↧ 2190 / ↥ 870 lm	
37 W e²⁺	3000 K	↧ 3270 / ↥ 1290 lm	0 7 3 - 1 1 4 5
	4000 K	↧ 3460 / ↥ 1370 lm	

LIGHT DISTRIBUTION

opal

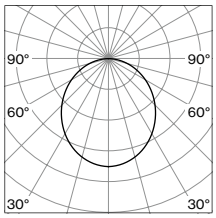

direct

microprismatic

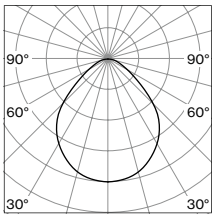

direct

opal

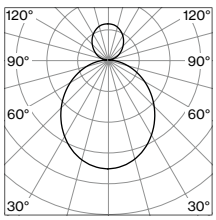

direct / indirect

microprismatic

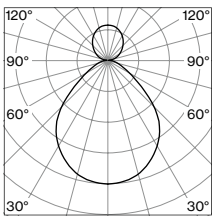

direct / indirect

back

Order options

COLOUR TEMPERATURE

3000 K	5
4000 K	6

CONTROL

non DIM	1
DALI-2 / CLO	3

MATERIAL COLOUR

white	7
grey	G
black	8
gold	9
special colours xal.com/colours	X

LIGHT OPTIC COVER

opal	O
microprismatic (UGR ≤ 19)	P

Options on request

COLOUR RENDERING INDEX

CRI ≥ 90

COLOUR TEMPERATURE

tunable white 2700–6500 K (2 DALI)

LIGHT OPTIC COVER

microprismatic

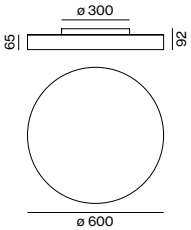

VELA 600 surface

UGR ≤ 19 | cd/m² ≤3000 | DALI 1 ADDR. | 220-240 V | IP 40

DIRECT

SYSTEM POWER	COLOUR TEMP.	LUMINOUS FLUX	ORDER CODE
30 W e²	3000 K	4230 lm	073-1151
	4000 K	4480 lm	
45 W e²⁺	3000 K	5970 lm	073-1152 O
	4000 K	6320 lm	

UGR ≤ 19 | cd/m² ≤3000 | DALI 1 ADDR. | 220-240 V | IP 40

DIRECT / INDIRECT

SYSTEM POWER	COLOUR TEMP.	LUMINOUS FLUX	ORDER CODE
44 W e²	3000 K	↧4230 / ↥1870 lm	073-1154
	4000 K	↧4480 / ↥1920 lm	
58 W e²⁺	3000 K	↧5970 / ↥1980 lm	073-1155 O
	4000 K	↧6320 / ↥2030 lm	



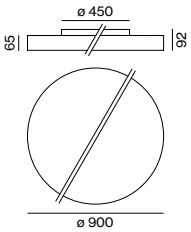

VELA 900 ceiling

cd/m² ≤3000 | DALI 1 ADDR. | 220-240 V | IP 40

DIRECT

SYSTEM POWER	COLOUR TEMP.	LUMINOUS FLUX	ORDER CODE
45 W e	3000 K	6510 lm	073-1170 1 O
	4000 K	6890 lm	
71 W e²	3000 K	9800 lm	073-1171 O
	4000 K	10400 lm	

cd/m² ≤3000 | DALI 2 ADDR. | 220-240 V | IP 40

DIRECT / INDIRECT

SYSTEM POWER	COLOUR TEMP.	LUMINOUS FLUX	ORDER CODE
60 W e	3000 K	↧6510 / ↥2300 lm	073-1173 1 O
	4000 K	↧6890 / ↥2430 lm	
96 W e²	3000 K	↧9800 / ↥4410 lm	073-1174 O
	4000 K	↧10400 / ↥4670 lm	

LIGHT DISTRIBUTION

opal

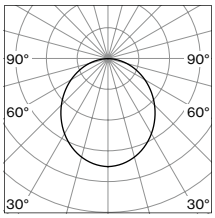

direct

microprismatic

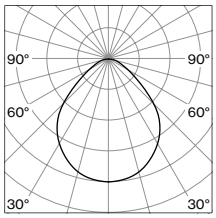

direct

opal

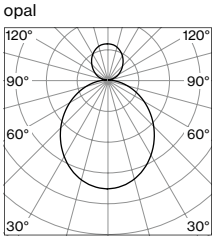

direct / indirect

microprismatic

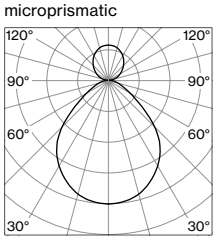

direct / indirect

Order options

COLOUR TEMPERATURE

3000 K	5
4000 K	6

CONTROL

non DIM	1
DALI-2 / CLO	3

MATERIAL COLOUR

white	7
grey	G
black	8
gold	9
special colours xal.com/colours	X

LIGHT OPTIC COVER

opal

Options on request

COLOUR RENDERING INDEX

CRI ≥ 90

COLOUR TEMPERATURE

tunable white 2700–6500 K (2 DALI)

LIGHT OPTIC COVER

microprismatic



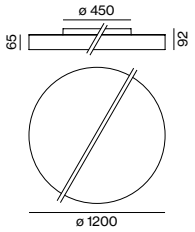

VELA 1200 ceiling

cd/m² ≤3000 | DALI 3 ADDR. | 220-240V | IP40

DIRECT

SYSTEM POWER	COLOUR TEMP.	LUMINOUS FLUX	ORDER CODE
79 W e	3000 K	11400 lm	073-1180 :: 1 ◪ O
	4000 K	12000 lm	
150 W e²	3000 K	21000 lm	073-1181 :: ⇕ ◪ O
	4000 K	22200 lm	

cd/m² ≤3000 | DALI 4 ADDR. | 220-240V | IP40

DIRECT / INDIRECT

SYSTEM POWER	COLOUR TEMP.	LUMINOUS FLUX	ORDER CODE
100 W e	3000 K	↧11400 / ↥4220 lm	073-1183 :: 1 ◪ O
	4000 K	↧12000 / ↥4470 lm	
180 W e²	3000 K	↧21000 / ↥5730 lm	073-1184 :: ⇕ ◪ O
	4000 K	↧22200 / ↥6060 lm	

LIGHT DISTRIBUTION

opal

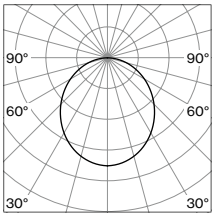

direct

opal

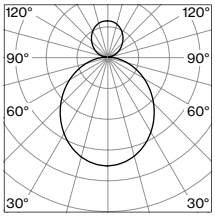

direct / indirect

Accessories

TYPE	ORDER CODE
dismounting tool (for ø600 / 900 / 1200)	073-1100000

back



Description

EN Round luminaire housing in aluminium, rolled profile, seamlessly welded; surface white, gray, black or gold powder coated; available in special colours; suspended luminaire with 1500 mm cable suspension; with integrated tool-less suspension height adjustment; incl. transparent feed or with height adjustable rod suspension (chrome), feed in rod; highly reflective coating for improved efficiency; completely homogeneously illuminated, satinised PMMA cover; up to ø600 mm: microprismatic PMMA cover; workplace light suitable for VDUs according to DIN EN 12464-1 (UGR ≤ 19); direct/indirect illumination characteristic for additional emphasis of the ceiling and more visual comfort; energy-efficient LEDs with very good colour rendering; binning initial ≤ 3 MacAdam; available in the light colours 3000 K and 4000 K; CRI ≥ 80; min. 90 % of the luminous flux after 50 000 hours; canopy with 2 cable openings and plug-in terminal for through wiring; degree of protection IP 40; PC I; photobiological safety according to IEC 62471 risk group 0; optionally non-dimmable or DALI-2 control with CLO function

DE Runder Leuchtenkörper aus Aluminium, gerolltes Profil, nahtlos verschweißt; Oberfläche weiß, grau, schwarz oder gold pulverbeschichtet; wahlweise in Spezialfarben; Pendelleuchte mit 1500 mm Seilabhängung; werkzeuglose Höhenverstellung an der Leuchte; inkl. transparenter Einspeiseleitung oder mit kürzbarer Pendelrohrabhängung (chrom), Einspeiseleitung in Pendelrohr; hochreflektierende Beschichtung für verbesserten Wirkungsgrad; absolut homogen ausgeleuchtete, satinierte PMMA-Abdeckung; bis ø600 mm: mikroprismatische PMMA-Abdeckung; bildschirmtaugliche Arbeitsplatzleuchte nach DIN EN 12464-1 (UGR ≤ 19); direkt/indirekte Abstrahlcharakteristik für zusätzliche Akzentuierung der Decke und mehr Sehkomfort; energieeffiziente LEDs mit sehr guter Farbwiedergabe; Binning initial ≤ 3 MacAdam; lieferbar in den Lichtfarben 3000 K und 4000 K; CRI ≥ 80; min. 90 % des Lichtstromes nach 50 000 h Lebensdauer; Baldachin mit 2 Kabelöffnungen und Steckklemme für Durchgangsverdrahtung; Schutzart IP 40; SK I; photobiologische Sicherheit gemäß IEC 62471 Risikogruppe 0; wahlweise nicht dimmbar oder DALI-2 Steuerung mit CLO-Funktion

VELA

suspended

Quickinfo

3000 K, 4000 K
CRI ≥ 80
L90 @ 50 000 h
UGR ≤ 19 / 65° ≤ 3000 cd/m²
ø 450 up to ↧ 3460 / ↥ 1370 lm
ø 600 up to ↧ 6320 / ↥ 2030 lm
ø 900 up to ↧ 10400 / ↥ 4670 lm
ø 1200 up to ↧ 22200 / ↥ 6060 lm
non DIM, DALI-2 / CLO
opal, microprismatic (UGR ≤ 19)

Types

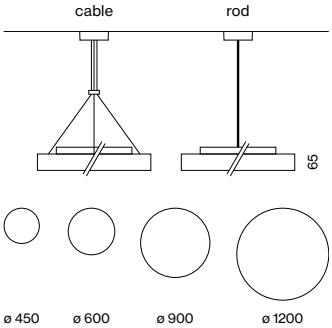

Colours



standard xal.com/colours

Light distributions



Order options

SUSPENSION

cable 1500 mm	2
rod 1000 mm	4

COLOUR TEMPERATURE

3000 K	5
4000 K	6

CONTROL

non DIM	1
DALI-2 / CLO	3

MATERIAL COLOUR

white	7
grey	G
black	8
gold	9
special colours* xal.com/colours	X

*canopy always in white

7 G 8 9

LIGHT OPTIC COVER

opal	O
microprismatic (UGR ≤ 19)	P

Options on request

COLOUR RENDERING INDEX

CRI ≥ 90

SUSPENSION

rod 2000 mm

COLOUR TEMPERATURE

tunable white 2700–6500 K (2 DALI)

EMERGENCY LIGHT

1 h accupack

3 h accupack

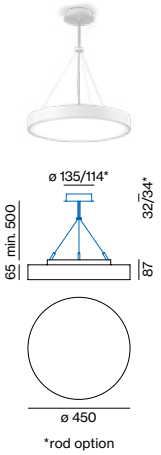

*rod option

VELA 450 suspended

UGR ≤ 19 | cd/m² ≤ 3000 | DALI 1 ADDR. | 220-240 V | IP 40

DIRECT

SYSTEM POWER	COLOUR TEMP.	LUMINOUS FLUX	ORDER CODE
16 W e²	3000 K	2070 lm	0 7 3 - 1 ⊼ 4 1 ⁘ ⇕ ◪ ◘
	4000 K	2190 lm	
27 W e²⁺	3000 K	3270 lm	0 7 3 - 1 ⊼ 4 2 ⁘ ⇕ ◪ O
	4000 K	3460 lm	

UGR ≤ 19 | cd/m² ≤ 3000 | DALI 1 ADDR. | 220-240 V | IP 40

DIRECT / INDIRECT

SYSTEM POWER	COLOUR TEMP.	LUMINOUS FLUX	ORDER CODE
22 W e²	3000 K	↧ 2070 / ↥ 820 lm	0 7 3 - 1 ⊼ 4 4 ⁘ ⇕ ◪ ◘
	4000 K	↧ 2190 / ↥ 870 lm	
37 W e²⁺	3000 K	↧ 3270 / ↥ 1290 lm	0 7 3 - 1 ⊼ 4 5 ⁘ ⇕ ◪ O
	4000 K	↧ 3460 / ↥ 1370 lm	

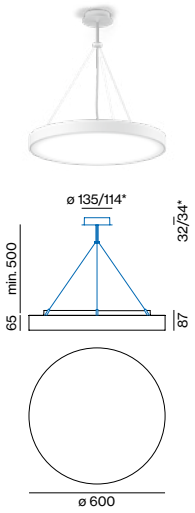

*rod option

VELA 600 suspended

UGR ≤ 19 | cd/m² ≤ 3000 | DALI 1 ADDR. | 220-240 V | IP 40

DIRECT

SYSTEM POWER	COLOUR TEMP.	LUMINOUS FLUX	ORDER CODE
30 W e²	3000 K	4230 lm	0 7 3 - 1 ⊼ 5 1 ⁘ ⇕ ◪ ◘
	4000 K	4480 lm	
45 W e²⁺	3000 K	5970 lm	0 7 3 - 1 ⊼ 5 2 ⁘ ⇕ ◪ O
	4000 K	6320 lm	

UGR ≤ 19 | cd/m² ≤ 3000 | DALI 2 ADDR. | 220-240 V | IP 40

DIRECT / INDIRECT

SYSTEM POWER	COLOUR TEMP.	LUMINOUS FLUX	ORDER CODE
44 W e²	3000 K	↧ 4230 / ↥ 1870 lm	0 7 3 - 1 ⊼ 5 4 ⁘ ⇕ ◪ ◘
	4000 K	↧ 4480 / ↥ 1920 lm	
58 W e²⁺	3000 K	↧ 5970 / ↥ 1980 lm	0 7 3 - 1 ⊼ 5 5 ⁘ ⇕ ◪ O
	4000 K	↧ 6320 / ↥ 2030 lm	

LIGHT DISTRIBUTION

opal

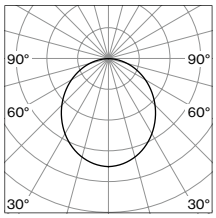

direct

microprismatic

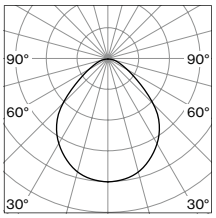

direct

opal

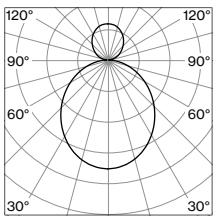

direct / indirect

microprismatic

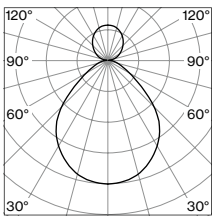

direct / indirect

back

Order options

SUSPENSION
cable 1500 mm

COLOUR TEMPERATURE
3000 K	5
4000 K	6

CONTROL
non DIM	1
DALI-2 / CLO	3

MATERIAL COLOUR
white	7
grey	G
black	8
gold	9
special colours* xal.com/colours	X

*canopy always in white

7 G 8 9

LIGHT OPTIC COVER
opal

Options on request

COLOUR RENDERING INDEX
CRI ≥ 90

SUSPENSION
rod 2000 mm

COLOUR TEMPERATURE
tunable white 2700–6500 K (2 DALI)

EMERGENCY LIGHT
1 h accupack
3 h accupack



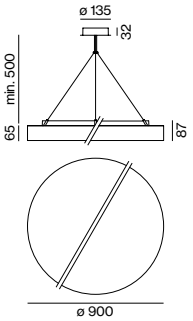

VELA 900 suspended

cd/m² ≤3000 | DALI 1 ADDR. | 220-240 V | IP40

DIRECT

SYSTEM POWER	COLOUR TEMP.	LUMINOUS FLUX	ORDER CODE
45 W e	3000 K	6510 lm	073-1270 :: 1 ◪ O
	4000 K	6890 lm	
71 W e²	3000 K	9800 lm	073-1271 :: ⇕ ◪ O
	4000 K	10400 lm	

cd/m² ≤3000 | DALI 2 ADDR. | 220-240 V | IP40

DIRECT / INDIRECT

SYSTEM POWER	COLOUR TEMP.	LUMINOUS FLUX	ORDER CODE
60 W e	3000 K	↧6510 / ↥2300 lm	073-1273 :: 1 ◪ O
	4000 K	↧6890 / ↥2430 lm	
96 W e²	3000 K	↧9800 / ↥4410 lm	073-1274 :: ⇕ ◪ O
	4000 K	↧10400 / ↥4670 lm	

LIGHT DISTRIBUTION

opal

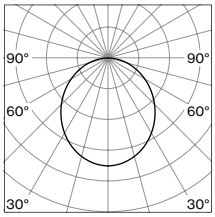

direct

opal

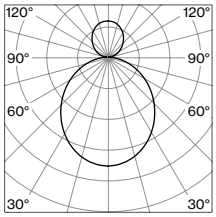

direct / indirect

Order options

SUSPENSION
cable 1500 mm

COLOUR TEMPERATURE

3000 K	5
4000 K	6

CONTROL

non DIM	1
DALI-2 / CLO	3

MATERIAL COLOUR

white	7
grey	G
black	8
gold	9
special colours* xal.com/colours	X

*canopy always in white

7 G 8 9

LIGHT OPTIC COVER
opal

Options on request

COLOUR RENDERING INDEX
CRI ≥ 90

SUSPENSION
rod 2000 mm

COLOUR TEMPERATURE
tunable white 2700–6500 K (2 DALI)

LIGHT OPTIC COVER
microprismatic



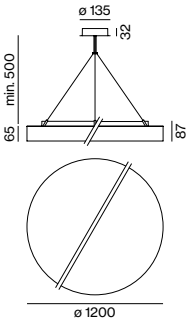

VELA 1200 suspended

cd/m² ≤3000 | DALI 3 ADDR. | 220-240V | IP40

DIRECT

SYSTEM POWER	COLOUR TEMP.	LUMINOUS FLUX	ORDER CODE
79 W e	3000 K	11400 lm	0 7 3 - 1 2 8 0 :: 1 ◪ O
	4000 K	12000 lm	
150 W e²	3000 K	21000 lm	0 7 3 - 1 2 8 1 :: ⇕ ◪ O
	4000 K	22200 lm	

cd/m² ≤3000 | DALI 4 ADDR. | 220-240V | IP40

DIRECT / INDIRECT

SYSTEM POWER	COLOUR TEMP.	LUMINOUS FLUX	ORDER CODE
100 W e	3000 K	↧11400 / ↥4220 lm	0 7 3 - 1 2 8 3 :: 1 ◪ O
	4000 K	↧12000 / ↥4470 lm	
180 W e²	3000 K	↧21000 / ↥5730 lm	0 7 3 - 1 2 8 4 :: ⇕ ◪ O
	4000 K	↧22200 / ↥6060 lm	

LIGHT DISTRIBUTION

opal

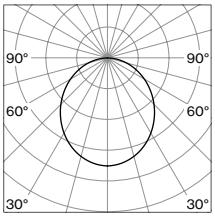

direct

opal

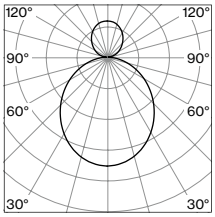

direct / indirect

For heavy-duty use



SONO

EN The SONO family of circular luminaires was created especially for heavy-duty use. It has increased dust and insect protection IP 50, and is characterised by a thoroughly robust housing (IK 07). The SONO Flex recessed luminaire can be recessed or fixed in two positions by employing the Jut Out function. This can minimise the contrast between the luminaire and ceiling, or change the appearance in the room. Thanks to its narrow frame and opal cover, SONO ensures homogeneous ambient illumination in the light colours 3000 K or 4000 K in both the surface-mounted and the suspended versions.

DE Die Rundleuchten-Familie SONO wurde speziell für starke Beanspruchung geschaffen. Sie verfügt über einen erhöhten Staub- und Insektenschutz (IP 50) und zeichnet sich durch ein rundum robustes Gehäuse (IK 07) aus. Die Einbauleuchte SONO Flex kann versenkt oder mittels Jut Out Funktion hervorstehend in zwei Positionen fixiert werden: ideal, um den Kontrast zwischen Leuchte und Decke zu minimieren oder die Erscheinung im Raum zu verändern. Sowohl in Anbau- als auch in abgehängter Variante sorgt SONO dank ihres schmalen Rahmens und der Opal-Abdeckung für eine homogene Umgebungsbeleuchtung. Alle Varianten sind in den Lichtfarben 3000 K oder 4000 K verfügbar.

Types

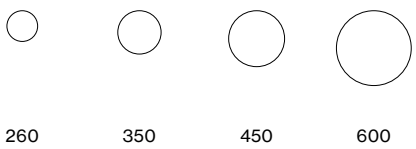

Mountings

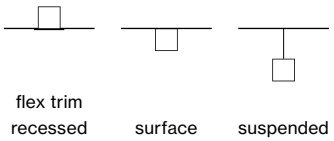

Light distributions

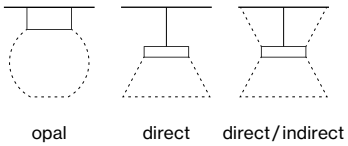

back



Quickinfo

3000 K, 4000 K
CRI ≥ 80
L90 @ 50 000 h
ø 378 up to 2060 lm
ø 478 up to 3010 lm
ø 628 up to 5730 lm
non DIM, DALI-2 / CLO
opal cover
IP 50

Types

flex trim

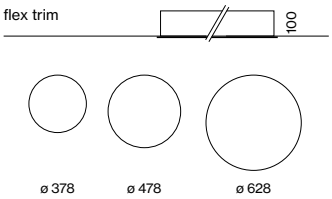

Colour



Light distribution


direct

Description

EN Round recessed luminaire in aluminium, consisting of (SONO) light housing and recessed housing; housing with trim suitable for installation in plasterboard ceilings; suitable for ceiling thickness of 10-25 mm; optionally: installation in concrete ceilings with a special installation housing (available as an accessory); surface white powder coated; luminaire installs in housing without tools optionally flush or protruding by 25 mm; completely homogeneously illuminated, satinised PMMA cover; same luminance for all size versions; energy-efficient LEDs with very good colour rendering; binning initial ≤ 3 MacAdam; available in the light colours 3000 K and 4000 K; CRI ≥ 80; min. 90 % of the luminous flux after 50 000 hours; luminaire with 2 cable openings and plug-in terminals for through wiring; degree of protection IP 50; PC I; photobiological safety according to IEC 62471 risk group 0; either non dimmable, DALI-2 control with CLO function or with RCS-function

DE Runde Einbauleuchte aus Aluminium, bestehend aus Leuchtenkörper (SONO) und Einbaugehäuse; Gehäuse mit umlaufendem Rand geeignet für den Einbau in Gipskartondecken; geeignet für Deckenstärken von 10 – 25 mm; optional: Einbau in Betondecken mittels Betoneinbaugehäuse (als Zubehör erhältlich); Oberfläche weiß pulverbeschichtet; Leuchte wahlweise deckenbündig oder 25 mm hervorstehend werkzeuglos im Gehäuse einsetzbar; absolut homogen ausgeleuchtete, satinierte PMMA-Abdeckung; gleiche Leuchtdichte bei allen Größenvarianten; energieeffiziente LEDs mit sehr guter Farbwiedergabe; Binning initial ≤ 3 MacAdam; lieferbar in den Lichtfarben 3000 K und 4000 K; CRI ≥ 80; min. 90 % des Lichtstromes nach 50 000 h Lebensdauer; Leuchte mit 2 Kabelöffnungen und Steckklemme für Durchgangsverdrahtung; Schutzart IP 50; SK I; photobiologische Sicherheit gemäß IEC 62471 Risikogruppe 0; wahlweise nicht dimmbar, DALI-2 Steuerung mit CLO-Funktion oder mit RCS-Funktion

SONO flex

trim

Order options

IP RATING
IP50

COLOUR TEMPERATURE
3000K	5
4000K	6

CONTROL
non DIM	1
DALI-2/CLO	3
RCS Master	M
RCS Slave	S

MATERIAL COLOUR
white

LIGHT OPTIC COVER
opal

Options on request

COLOUR RENDERING INDEX
CRI ≥ 90

COLOUR TEMPERATURE
tunable white 2700–6500K

EMERGENCY LIGHT
1h accupack
3h accupack

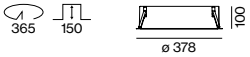

SONO FLEX 350 trim

1ADDR. 220-240V IP50

DIRECT

SYSTEM POWER	COLOUR TEMP.	LUMINOUS FLUX	ORDER CODE
16W	3000K	1940lm	063-3238 ⁘ ⇕ 7O
	4000K	2060lm	

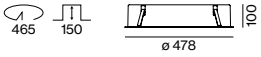

SONO FLEX 450 trim

1ADDR. 220-240V IP50

DIRECT

SYSTEM POWER	COLOUR TEMP.	LUMINOUS FLUX	ORDER CODE
23W	3000K	2850lm	063-3248 ⁘ ⇕ 7O
	4000K	3010lm	

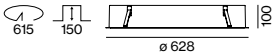

SONO FLEX 600 trim

1ADDR. 220-240V IP50

DIRECT

SYSTEM POWER	COLOUR TEMP.	LUMINOUS FLUX	ORDER CODE
43W	3000K	5410lm	063-3258 ⁘ ⇕ 7O
	4000K	5730lm	

LIGHT DISTRIBUTION
opal

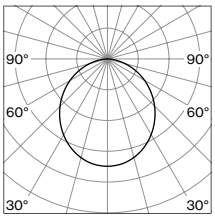

Accessories

CONCRETE INSTALLATION HOUSING

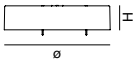

TYPE	Ø·H (mm)	ORDER CODE
SONO FLEX 350	364·107	063-2238100
SONO FLEX 450	464·107	063-2248100
SONO FLEX 600	614·107	063-2258100

back



Quickinfo

3000 K, 4000 K
CRI ≥ 80
L90 @ 50 000 h
ø 255 up to ↧ 1010 lm
ø 345 up to ↧ 2210 lm
ø 445 up to ↧ 3480 / ↥ 1200 lm
ø 595 up to ↧ 6170 / ↥ 3010 lm
non DIM, DALI-2 / CLO
opal cover
IP 40, IP 50

Types

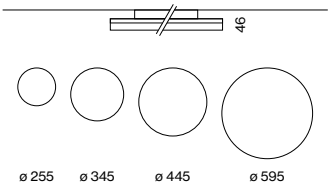

Colour



Light distributions



Description

EN Round luminaire housing in die-cast aluminium; surface white powder coated; suitable for wall or ceiling mounting; completely homogeneously illuminated, satinised PMMA cover; same luminance for all size versions; energy-efficient LEDs with very good colour rendering; binning initial ≤ 3 MacAdam; available in the light colours 3000 K and 4000 K; CRI ≥ 80; min. 90 % of the luminous flux after 50 000 hours; luminaire with 2 cable openings and plug-in terminals for through wiring; degree of protection IP 40 (direct/indirect) or IP 50 (direct); PC I; photobiological safety according to IEC 62471 risk group 0; up to ø 450 mm: shock resistance IK 07; optionally non-dimmable or DALI-2 control with CLO function; optional with LED emergency light with 1 h or 3 h battery and self test

DE Runder Leuchtenkörper aus Aluminiumdruckguss; Oberfläche weiß pulverbeschichtet; geeignet für Wand- oder Deckenmontage; absolut homogen ausgeleuchtete, satinierte PMMA-Abdeckung; gleiche Leuchtdichte bei allen Größenvarianten; energieeffiziente LEDs mit sehr guter Farbwiedergabe; Binning initial ≤ 3 MacAdam; lieferbar in den Lichtfarben 3000 K und 4000 K; CRI ≥ 80; min. 90 % des Lichtstromes nach 50 000 h Lebensdauer; Leuchte mit 2 Kabelöffnungen und Steckklemme für Durchgangsverdrahtung; Schutzart IP 40 (direct/indirect) bzw. IP 50 (direct); SK I; photobiologische Sicherheit gemäß IEC 62471 Risikogruppe 0; bis ø 450 mm Schlagfestigkeit IK 07; wahlweise nicht dimmbar oder DALI-2 Steuerung mit CLO-Funktion; optional mit LED Notlichtelement mit 1h oder 3h Akku und Selbsttest

SONO

surface

Order options

COLOUR TEMPERATURE

3000 K	5
4000 K	6

CONTROL

non DIM	1
DALI-2 / CLO	3

EMERGENCY LIGHT

1 h accupack	N L 1
3 h accupack	N L 3

MATERIAL COLOUR

white

LIGHT OPTIC COVER

opal

Options on request

COLOUR RENDERING INDEX

CRI ≥ 90

COLOUR TEMPERATURE

tunable white 2700 – 6500 K (2 DALI)

CONTROL

RCS Master

RCS Slave

LIGHT DISTRIBUTION

opal

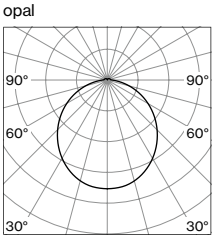

direct

opal

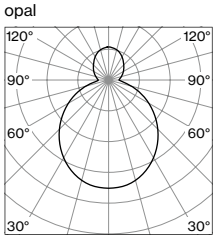

direct / indirect

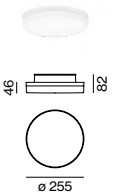

SONO 260 surface

1 ADDR. | 220-240 V | IP50 | IK07

DIRECT

SYSTEM POWER	COLOUR TEMP.	LUMINOUS FLUX	ORDER CODE
7.6 W	3000 K	950 lm	071-9126 ⁘ ⇕ 7 O
	4000 K	1010 lm	

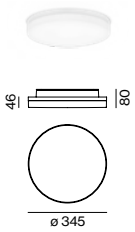

SONO 350 surface

1 ADDR. | 220-240 V | IP50 | IK07

DIRECT

SYSTEM POWER	COLOUR TEMP.	LUMINOUS FLUX	ORDER CODE
16 W	3000 K	2090 lm	071-9136 ⁘ ⇕ 7 O ●
	4000 K	2210 lm	

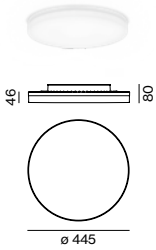

SONO 450 surface

1 ADDR. | 220-240 V | IP50 | IK07

DIRECT

SYSTEM POWER	COLOUR TEMP.	LUMINOUS FLUX	ORDER CODE
23 W	3000 K	3070 lm	071-9146 ⁘ ⇕ 7 O ●
	4000 K	3250 lm	

1 ADDR. | 220-240 V | IP40 | IK07

DIRECT / INDIRECT

SYSTEM POWER	COLOUR TEMP.	LUMINOUS FLUX	ORDER CODE
34 W	3000 K	↧3290 / ↥1130 lm	071-9148 ⁘ ⇕ 7 O
	4000 K	↧3480 / ↥1200 lm	

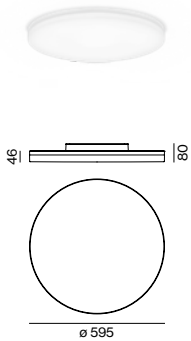

SONO 600 surface

1 ADDR. | 220-240 V | IP50

DIRECT

SYSTEM POWER	COLOUR TEMP.	LUMINOUS FLUX	ORDER CODE
43 W	3000 K	5830 lm	071-9156 ⁘ ⇕ 7 O
	4000 K	6170 lm	

1 ADDR. | 220-240 V | IP40

DIRECT / INDIRECT

SYSTEM POWER	COLOUR TEMP.	LUMINOUS FLUX	ORDER CODE
67 W	3000 K	↧5830 / ↥2840 lm	071-9158 ⁘ ⇕ 7 O
	4000 K	↧6170 / ↥3010 lm	



Quickinfo

3000 K, 4000 K
CRI ≥ 80
L90 @ 50 000 h
ø 345 up to 2210 lm
ø 445 up to ↧ 3480 / ↥ 1200 lm
ø 595 up to ↧ 6170 / ↥ 3010 lm
non DIM, DALI-2 / CLO
opal cover
IP 50 (direct)

Types

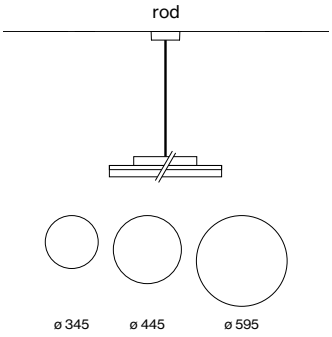

Colour



Light distributions



Description

EN Round luminaire housing in die-cast aluminium; surface white powder coated; suspended luminaire with adjustable pendant rod mounting (chrome) 1000 mm, feed in rod; completely homogeneously illuminated, satinised PMMA cover; same luminance for all size versions; energy-efficient LEDs with very good colour rendering; binning initial ≤ 3 MacAdam; available in the light colours 3000 K and 4000 K; CRI ≥ 80; min. 90 % of the luminous flux after 50 000 hours; canopy with 2 cable openings and plug-in terminal for through wiring; degree of protection IP 20 (direct/indirect) or IP 50 (direct); PC I; photobiological safety according to IEC 62471 risk group 0; optionally non-dimmable or DALI-2 control with CLO function; optional with LED emergency light with 1 h or 3 h battery and self test

DE Runder Leuchtenkörper aus Aluminiumdruckguss; Oberfläche weiß pulverbeschichtet; Pendelleuchte mit kürzbarer Pendelrohrabhängung (chrom) 1000 mm, Einspeiseleitung in Pendelrohr; absolut homogen ausgeleuchtete, satinierte PMMA-Abdeckung; gleiche Leuchtdichte bei allen Größenvarianten; energieeffiziente LEDs mit sehr guter Farbwiedergabe; Binning initial ≤ 3 MacAdam; lieferbar in den Lichtfarben 3000 K und 4000 K; CRI ≥ 80; min. 90 % des Lichtstromes nach 50 000 h Lebensdauer; Baldachin mit 2 Kabelöffnungen und Steckklemme für Durchgangsverdrahtung; Schutzart IP 20 (direct/indirect) bzw. IP 50 (direct); SK I; photobiologische Sicherheit gemäß IEC 62471 Risikogruppe 0; wahlweise nicht dimmbar oder DALI-2 Steuerung mit CLO-Funktion; optional mit LED Notlichtelement mit 1 h oder 3 h Akku und Selbsttest

SONO

suspended

Order options

SUSPENSION
rod 1000 mm

COLOUR TEMPERATURE
3000 K 5
4000 K 6

CONTROL
non DIM 1
DALI-2 / CLO 3

EMERGENCY LIGHT
1 h accupack N L 1
3 h accupack N L 3

MATERIAL COLOUR
white

LIGHT OPTIC COVER
opal

Options on request

SUSPENSION
cable 1500 mm (not for ø 350)
rod 2000 mm (min. 300 mm)

COLOUR RENDERING INDEX
CRI ≥ 90

COLOUR TEMPERATURE
tunable white 2700 – 6500 K (2 DALI)

CONTROL
RCS Master
RCS Slave

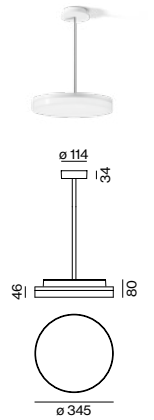

SONO 350 suspended

1 ADDR. 220-240 V IP50

DIRECT

SYSTEM POWER	COLOUR TEMP.	LUMINOUS FLUX	ORDER CODE
16 W	3000 K	2090 lm	071-9436 ⁘ ⇕ 7 O ●
	4000 K	2210 lm	

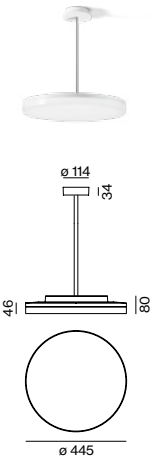

SONO 450 suspended

1 ADDR. 220-240 V IP50

DIRECT

SYSTEM POWER	COLOUR TEMP.	LUMINOUS FLUX	ORDER CODE
23 W	3000 K	3070 lm	071-9446 ⁘ ⇕ 7 O ●
	4000 K	3250 lm	

1 ADDR. 220-240 V IP20

DIRECT / INDIRECT

SYSTEM POWER	COLOUR TEMP.	LUMINOUS FLUX	ORDER CODE
34 W	3000 K	↧3290 / ↥1130 lm	071-9448 ⁘ ⇕ 7 O
	4000 K	↧3480 / ↥1200 lm	

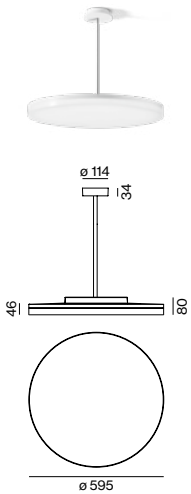

SONO 600 suspended

1 ADDR. 220-240 V IP50

DIRECT

SYSTEM POWER	COLOUR TEMP.	LUMINOUS FLUX	ORDER CODE
43 W	3000 K	5830 lm	071-9456 ⁘ ⇕ 7 O
	4000 K	6170 lm	

1 ADDR. 220-240 V IP20

DIRECT / INDIRECT

SYSTEM POWER	COLOUR TEMP.	LUMINOUS FLUX	ORDER CODE
67 W	3000 K	↧5830 / ↥2840 lm	071-9458 ⁘ ⇕ 7 O
	4000 K	↧6170 / ↥3010 lm	

LIGHT DISTRIBUTION

opal

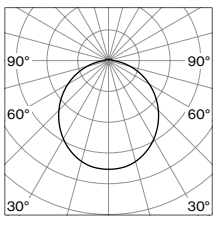

direct

opal

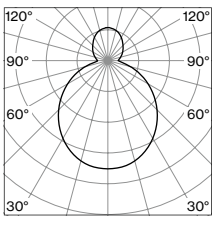

direct / indirect

Ultra-slim office series



TASK

EN In addition to impressive flexibility, the ultra-slim TASK series meets all requirements of modern office lighting. Innovative technology and highly efficient LEDs meet minimalistic design. Thanks to its microprismatic cover, TASK provides bright and glare-minimised working light. The broad product family includes ceiling, wall, floor, and table luminaires in a uniformly slim design. TASK Is either available as an individual luminaire or can be expanded into a system via a click mechanism. The optional indirect light delivers pleasant ceiling illumination. Additional built-in sensors allow the TASK S system and the floor luminaire to adapt to movement and ambient brightness. The system can be expanded with optional acoustic elements to optimise the spatial acoustics.

DE Die ultraschlanke TASK Serie erfüllt alle Anforderungen an moderne Bürobeleuchtung – neben beeindruckender Flexibilität. Innovative Technologie und hocheffiziente LEDs treffen auf minimalistisches Design. Dank mikroprismatischer Abdeckung spendet TASK brillantes und blendungsminimiertes Arbeitslicht. Die große Produktfamilie umfasst Decken-, Wand-, Steh- und Tischleuchten im einheitlich schlanken Design: Dabei ist TASK entweder als Einzelleuchte verfügbar oder auch via Klick-Mechanismus zu einem System erweiterbar. Das optionale Indirektlicht sorgt für eine angenehme Deckenaufhellung. Zusätzlich eingebaute Sensorik ermöglicht die Anpassung des TASK S Systems und der Stehleuchte an Bewegung und Umgebungshelligkeit. Für optimale Raumakustik kann das System um optionale Akustikelemente erweitert werden.

Types

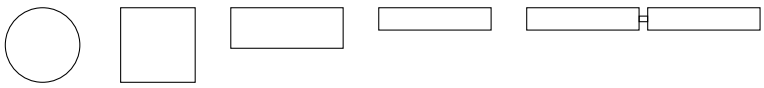

300 450 600 900	320 450 600	1200 1500	1200 1800 2400	1200 1800 2400

Mountings



ceiling | suspended | wall | free standing | table

Light distributions

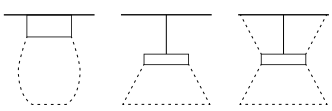

microprismatic (UGR ≤ 19) | direct | direct / indirect

back



Quickinfo

3000 K, 4000 K
CRI ≥ 80
L90 @ 50 000 h
UGR ≤ 19 / 65° ≤ 3000 cd/m²
ø 300 up to 1260 lm
ø 450 up to 2870 lm
ø 600 up to 5080 lm
ø 900 up to 6520 lm
non DIM, DALI-2 / CLO
microprismatic (UGR ≤ 19)

Types

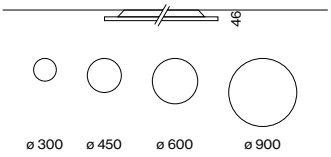

Colours



standard xal.com/colours

Light distribution



direct

Description

EN Round luminaire housing in aluminium; ultra low-profile design (only 15 mm); surface powder coated in white or black; available in special colours; convenient quick mounting system without tools; direct light distribution by LGP body (Light Guiding Prism); side coupled light directed downwards by laser engraving; light control via highly reflective reflector material; microprismatic PMMA cover; completely homogeneous illumination; workplace luminaire suitable for VDUs according to DIN EN 12464-1 (UGR ≤ 19); energy-efficient LEDs with very good colour rendering; binning initial ≤ 3 MacAdam; available in the light colours 3000 K and 4000 K; CRI ≥ 80; min. 90 % of the luminous flux after 50 000 hours; luminaire with 2 cable openings and plug-in terminals for through wiring; degree of protection IP 40; PC I; photobiological safety according to IEC 62471 risk group 0; optionally non-dimmable or DALI-2 control with CLO function; sound absorbing accessories available

DE Runder Leuchtenkörper aus Aluminium; extrem flache Bauform (nur 15 mm); Oberfläche weiß oder schwarz pulverbeschichtet; wahlweise in Spezialfarben; komfortables, werkzeugloses Schnellmontagesystem; direkte Lichtverteilung durch LGP-Body (Light-Guiding-Prism); seitlich eingekoppeltes Licht durch Lasergravur nach unten gelenkt; Lichtlenkung mittels hochreflektierenden Reflektormaterials; mikroprismatische PMMA-Abdeckung; absolut homogene Ausleuchtung; bildschirmtaugliche Arbeitsplatzleuchte nach DIN EN 12464-1 (UGR ≤ 19); energieeffiziente LEDs mit sehr guter Farbwiedergabe; Binning initial ≤ 3 MacAdam; lieferbar in den Lichtfarben 3000 K und 4000 K; CRI ≥ 80; min. 90 % des Lichtstromes nach 50 000 h Lebensdauer; Leuchte mit 2 Kabelöffnungen und Steckklemme für Durchgangsverdrahtung; Schutzart IP 40; SK I; photobiologische Sicherheit gemäß IEC 62471 Risikogruppe 0; wahlweise nicht dimmbar oder DALI-2 Steuerung mit CLO-Funktion; schallabsorbierendes Zubehör erhältlich

TASK round
surface

reddot award 2019
winner

Order options

COLOUR TEMPERATURE

3000 K	5
4000 K	6

CONTROL

non DIM	1
DALI-2 / CLO	3

MATERIAL COLOUR

white	7
black	8
special colours xal.com/colours	X

7 8



LIGHT OPTIC COVER

microprismatic (UGR ≤ 19)

Options on request

COLOUR RENDERING INDEX

CRI ≥ 90
CRI ≥ 98 XPECTRUM

LIGHT DISTRIBUTION

microprismatic

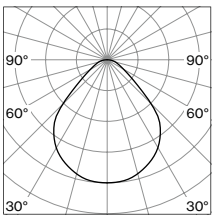

direct

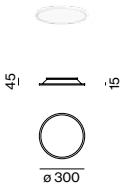

TASK 300 round surface

UGR ≤ 19 | cd/m² ≤3000 | DALI 1 ADDR. | 220-240 V | IP40

DIRECT

SYSTEM POWER	COLOUR TEMP.	LUMINOUS FLUX	ORDER CODE
12 W	3000 K	1190 lm	059-0150 P
	4000 K	1260 lm	

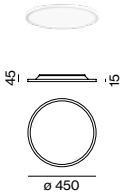

TASK 450 round surface

UGR ≤ 19 | cd/m² ≤3000 | DALI 1 ADDR. | 220-240 V | IP40

DIRECT

SYSTEM POWER	COLOUR TEMP.	LUMINOUS FLUX	ORDER CODE
16 W	3000 K	2010 lm	059-0141 P
	4000 K	2130 lm	
23 W	3000 K	2710 lm	059-0151 P
	4000 K	2870 lm	

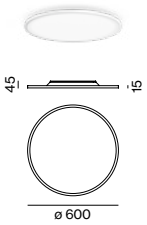

TASK 600 round surface

UGR ≤ 19 | cd/m² ≤3000 | DALI 1 ADDR. | 220-240 V | IP40

DIRECT

SYSTEM POWER	COLOUR TEMP.	LUMINOUS FLUX	ORDER CODE
31 W	3000 K	3840 lm	059-0142 P
	4000 K	4060 lm	
41 W	3000 K	4790 lm	059-0152 P
	4000 K	5080 lm	

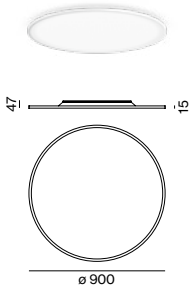

TASK 900 round surface

UGR ≤ 19 | cd/m² ≤3000 | DALI 1 ADDR. | 220-240 V | IP40

DIRECT

SYSTEM POWER	COLOUR TEMP.	LUMINOUS FLUX	ORDER CODE
50 W	3000 K	6160 lm	059-0143 Z
	4000 K	6520 lm	

Technical data

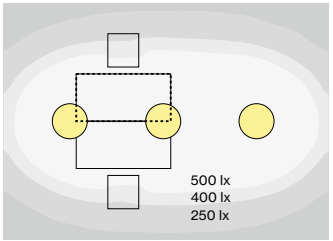



TASK 600 round surface
31 W, 4000 K, direct

ROOM VALUES

Room dimensions	5.4 × 4 × 2.8 m
Reflection factor	0.7 | 0.5 | 0.2
Maintenance factor	0.8

CALCULATION SURFACE

Surface dimensions	1.6 × 0.8 m
Surface height	0.75 m
Average illuminance (E_m)	> 500 lx
Uniformity (U_0)	> 0.6

GLARE EVALUATION

Table Classification X=4H | Y=8H | S=0.25H

UGR transversal	≤ 19
UGR axial	≤ 19

≥ 65° ≤ 3000 cd/m²



Description

EN Round luminaire housing in aluminium; ultra low-profile design (only 15 mm); surface powder coated in white or black; available in special colours; suspended luminaire with adjustable pendant rod mounting (chrome) 1000 mm, feed in rod; optional with 1500 mm cable suspension, with integrated tool-less suspension height adjustment, incl. transparent feed; direct light distribution by LGP body (Light Guiding Prism); side coupled light directed downwards by laser engraving; light control via highly reflective reflector material; optional: indirect component with special PCBs for increased luminous flux and maximum ceiling illumination; microprismatic PMMA cover; completely homogeneous illumination; workplace luminaire suitable for VDUs according to DIN EN 12464-1 (UGR ≤ 19 or UGR ≤ 16 for ø 600 mm DIRECT / INDIRECT); energy-efficient LEDs with very good colour rendering; binning initial ≤ 3 MacAdam; light colour 3000 K or 4000 K; CRI ≥ 80; L90 / 50 000 h; canopy with 2 cable openings and plug-in terminal for through wiring; IP 40; PC I; photobiological safety according to IEC 62471 risk group 0; optionally non-dimmable or DALI-2 control with CLO function; sound absorbing accessories available

DE Runder Leuchtenkörper aus Aluminium; extrem flache Bauform (nur 15 mm); Oberfläche weiß oder schwarz pulverbeschichtet; wahlweise in Spezialfarben; Pendelleuchte mit kürzbarer Pendelrohrabhängung (chrom) 1000 mm, Einspeiseleitung in Pendelrohr; optional mit 1500 mm Seilabhängung, werkzeuglose Höhenverstellung an der Leuchte, inkl. transparenter Einspeiseleitung; direkte Lichtverteilung durch LGP-Body (Light-Guiding-Prism); seitlich eingekoppeltes Licht durch Lasergravur nach unten gelenkt; Lichtlenkung mittels hochreflektierenden Reflektormaterials; optional: Indirektlichtanteil mit eigenen Platinen für erhöhten Lichtstrom und maximale Deckenaufhellung; mikroprismatische PMMA-Abdeckung; absolut homogene Ausleuchtung; bildschirmtaugliche Arbeitsplatzleuchte nach DIN EN 12464-1 (UGR ≤ 19 bzw. UGR ≤ 16 für ø 600 mm DIRECT / INDIRECT); energieeffiziente LEDs mit sehr guter Farbwiedergabe; Binning initial ≤ 3 MacAdam; Lichtfarbe 3000 K oder 4000 K; CRI ≥ 80; L90 / 50 000 h; Baldachin mit 2 Kabelöffnungen und Steckklemme für Durchgangsverdrahtung; IP 40; SK I; photobiologische Sicherheit gemäß IEC 62471 Risikogruppe 0; wahlweise nicht dimmbar oder DALI-2 Steuerung mit CLO-Funktion; schallabsorbierendes Zubehör erhältlich

TASK round

suspended

Quickinfo

3000 K, 4000 K
CRI ≥ 80
L90 @ 50 000 h
UGR ≤ 19 / 65° ≤ 3000 cd/m²
ø 450 up to ↧ 3250 / ↥ 1700 lm
ø 600 up to ↧ 4060 / ↥ 2070 lm
ø 900 up to ↧ 9460 / ↥ 5430 lm
non DIM, DALI-2 / CLO
microprismatic (UGR ≤ 19)

Types

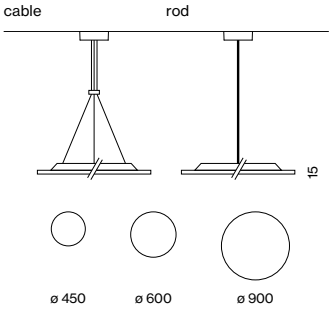

Colours



standard xal.com/colours

Light distributions



Order options

SUSPENSION

cable 1500 mm	2
rod 1000 mm	4

COLOUR TEMPERATURE

3000 K	5
4000 K	6

CONTROL

non DIM	1
DALI-2 / CLO	3

MATERIAL COLOUR

white	7
black	8
special colours* xal.com/colours	X

*canopy always in white

7 8



LIGHT OPTIC COVER

microprismatic (UGR ≤ 19)

Options on request

COLOUR RENDERING INDEX

CRI ≥ 90

CRI ≥ 98 XPECTRUM

SUSPENSION

rod 2000 mm

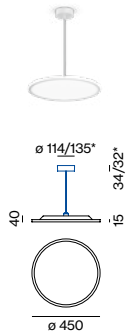

*cable option

TASK 450 round suspended

UGR ≤ 19 | cd/m² ≤ 3000 | DALI 1 ADDR. | 220-240V | IP 40

DIRECT

SYSTEM POWER	COLOUR TEMP.	LUMINOUS FLUX	ORDER CODE
16 W	3000 K	2010 lm	0 5 9 - 0 ⊼ 4 1 ⁘ ⇕ ◪ P
	4000 K	2130 lm	

UGR ≤ 19 | cd/m² ≤ 3000 | DALI 1 ADDR. | 220-240V | IP 40

DIRECT / INDIRECT POWER

SYSTEM POWER	COLOUR TEMP.	LUMINOUS FLUX	ORDER CODE
39 W	3000 K	↧ 3070 / ↥ 1600 lm	0 5 9 - 0 ⊼ 6 1 ⁘ ⇕ ◪ P
	4000 K	↧ 3250 / ↥ 1700 lm	

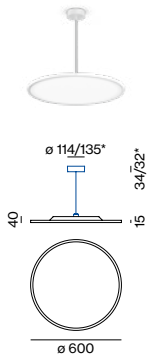

*cable option

TASK 600 round suspended

UGR ≤ 19 | cd/m² ≤ 3000 | DALI 1 ADDR. | 220-240V | IP 40

DIRECT

SYSTEM POWER	COLOUR TEMP.	LUMINOUS FLUX	ORDER CODE
31 W	3000 K	3840 lm	0 5 9 - 0 ⊼ 4 2 ⁘ ⇕ ◪ P
	4000 K	4060 lm	

UGR ≤ 16 | cd/m² ≤ 3000 | DALI 1 ADDR. | 220-240V | IP 40

DIRECT / INDIRECT POWER

SYSTEM POWER	COLOUR TEMP.	LUMINOUS FLUX	ORDER CODE
46 W	3000 K	↧ 3840 / ↥ 1960 lm	0 5 9 - 0 ⊼ 6 2 ⁘ ⇕ ◪ P
	4000 K	↧ 4060 / ↥ 2070 lm	

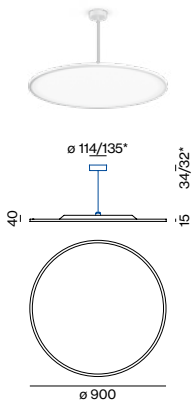

*cable option

TASK 900 round suspended

UGR ≤ 19 | cd/m² ≤ 3000 | DALI 1 ADDR. | 220-240V | IP 40

DIRECT

SYSTEM POWER	COLOUR TEMP.	LUMINOUS FLUX	ORDER CODE
50 W	3000 K	6160 lm	0 5 9 - 0 ⊼ 4 3 ⁘ ⇕ ◪ Z
	4000 K	6520 lm	

UGR ≤ 19 | cd/m² ≤ 3000 | DALI 2 ADDR. | 220-240V | IP 40

DIRECT / INDIRECT POWER

SYSTEM POWER	COLOUR TEMP.	LUMINOUS FLUX	ORDER CODE
110 W	3000 K	↧ 8940 / ↥ 5130 lm	0 5 9 - 0 ⊼ 6 3 ⁘ ⇕ ◪ Z
	4000 K	↧ 9460 / ↥ 5430 lm	

LIGHT DISTRIBUTION

microprismatic

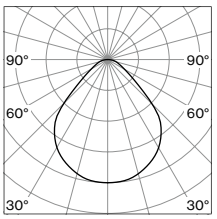

direct

microprismatic

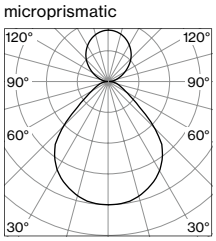

direct / indirect

back

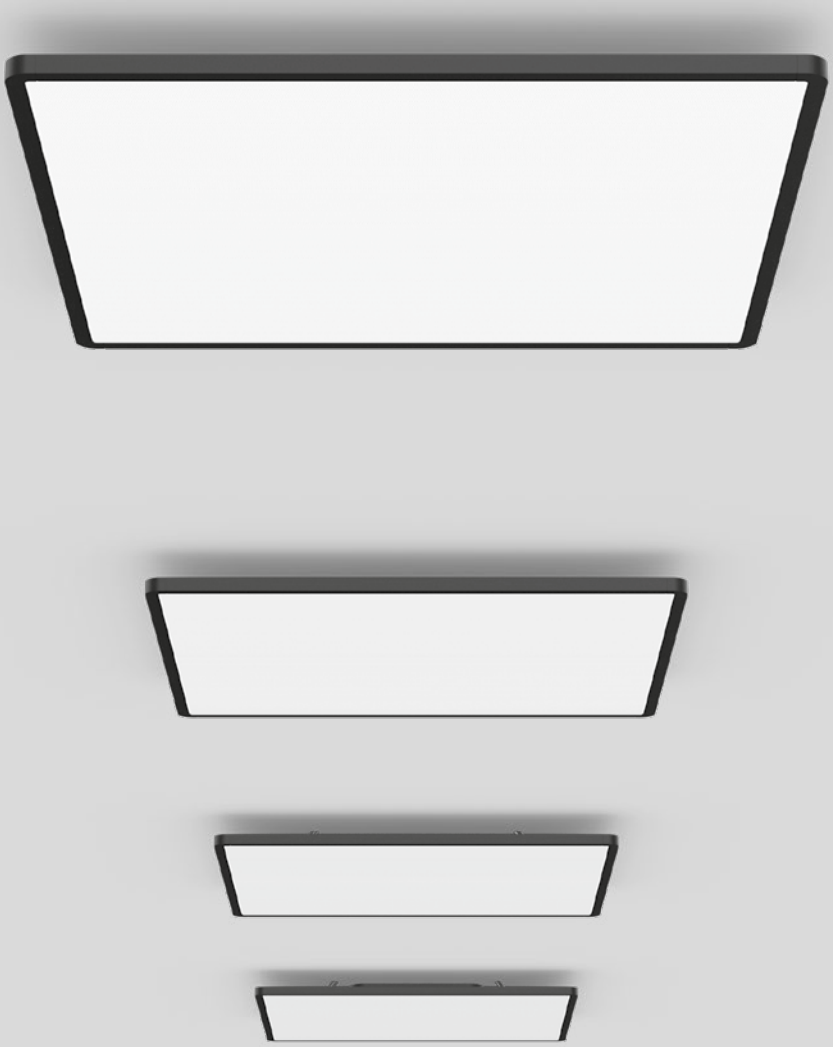

Quickinfo

3000 K, 4000 K
CRI ≥ 80
L90 @ 50 000 h
UGR ≤ 19 / 65° ≤ 3000 cd/m²
□ 320 up to 1470 lm
□ 450 up to 2400 lm
□ 600 up to 4430 lm
non DIM, DALI-2 / CLO
microprismatic (UGR ≤ 19)

Types

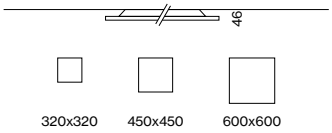

Colours



standard xal.com/colours

Light distribution



direct

Description

EN Square housing made of aluminium with rounded edges; ultra low-profile design (only 15 mm); surface powder coated in white or black; available in special colours; convenient quick mounting system without tools; direct light distribution by LGP body (Light Guiding Prism); side coupled light directed downwards by laser engraving; light control via highly reflective reflector material; microprismatic PMMA cover; completely homogeneous illumination; screen work capable luminaire as per DIN EN 12464-1 (UGR ≤ 19) for □ 450 mm and □ 600 mm; energy-efficient LEDs with very good colour rendering; binning initial ≤ 3 MacAdam; available in the light colours 3000 K and 4000 K; CRI ≥ 80; min. 90 % of the luminous flux after 50 000 hours; luminaire with 2 cable openings and plug-in terminals for through wiring; degree of protection IP 20; PC I; photobiological safety according to IEC 62471 risk group 0; optionally non-dimmable or DALI-2 control with CLO function; sound absorbing accessories available

DE Quadratischer Leuchtenkörper aus Aluminium mit abgerundeten Kanten; extrem flache Bauform (nur 15 mm); Oberfläche weiß oder schwarz pulverbeschichtet; wahlweise in Spezialfarben; komfortables, werkzeugloses Schnellmontagesystem; direkte Lichtverteilung durch LGP-Body (Light-Guiding-Prism); seitlich eingekoppeltes Licht durch Lasergravur nach unten gelenkt; Lichtlenkung mittels hochreflektierenden Reflektormaterials; mikroprismatische PMMA-Abdeckung; absolut homogene Ausleuchtung; bildschirmtaugliche Arbeitsplatzleuchte nach DIN EN 12464-1 (UGR ≤ 19) für □ 450 mm und □ 600 mm; energieeffiziente LEDs mit sehr guter Farbwiedergabe; Binning initial ≤ 3 MacAdam; lieferbar in den Lichtfarben 3000 K und 4000 K; CRI ≥ 80; min. 90 % des Lichtstromes nach 50 000 h Lebensdauer; Leuchte mit 2 Kabelöffnungen und Steckklemme für Durchgangsverdrahtung; Schutzart IP 20; SK I; photobiologische Sicherheit gemäß IEC 62471 Risikogruppe 0; wahlweise nicht dimmbar oder DALI-2 Steuerung mit CLO-Funktion; schallabsorbierendes Zubehör erhältlich

TASK square

surface

Order options

COLOUR TEMPERATURE

3000 K	5
4000 K	6

CONTROL

non DIM	1
DALI-2 / CLO	3

MATERIAL COLOUR

white	7
black	8
special colours xal.com/colours	X

7 8



LIGHT OPTIC COVER

microprismatic (UGR ≤ 19)

Options on request

COLOUR RENDERING INDEX

CRI ≥ 90
CRI ≥ 98 XPECTRUM

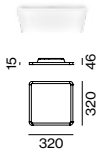

TASK 320 square surface

DALI 1 ADDR. | 220-240 V

DIRECT

SYSTEM POWER	COLOUR TEMP.	LUMINOUS FLUX	ORDER CODE
12 W	3000 K	1390 lm	059-2110 Z
	4000 K	1470 lm	

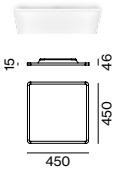

TASK 450 square surface

UGR ≤ 19 | cd/m² ≤ 3000 | DALI 1 ADDR. | 220-240 V

DIRECT

SYSTEM POWER	COLOUR TEMP.	LUMINOUS FLUX	ORDER CODE
12 W	3000 K	1700 lm	059-2111 Z
	4000 K	1800 lm	
18 W	3000 K	2260 lm	059-2141 Z
	4000 K	2400 lm	

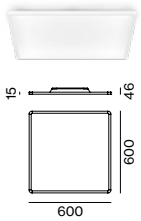

TASK 600 square surface

UGR ≤ 19 | cd/m² ≤ 3000 | DALI 1 ADDR. | 220-240 V

DIRECT

SYSTEM POWER	COLOUR TEMP.	LUMINOUS FLUX	ORDER CODE
25 W	3000 K	3390 lm	059-2112 Z
	4000 K	3590 lm	
33 W	3000 K	4180 lm	059-2142 Z
	4000 K	4430 lm	

LIGHT DISTRIBUTION

microprismatic

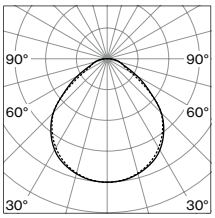

direct

Technical data

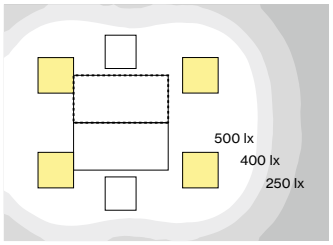



TASK 600 square surface
25 W, 4000 K, direct

ROOM VALUES

Room dimensions	5.4×4×2.8 m
Reflection factor	0.7 | 0.5 | 0.2
Maintenance factor	0.8

CALCULATION SURFACE

Surface dimensions	1.6×0.8 m
Surface height	0.75 m
Average illuminance (E_m)	> 500 lx
Uniformity (U_0)	> 0.6

GLARE EVALUATION

Table Classification X=4H | Y=8H | S=0.25H

UGR transversal	≤ 19
UGR axial	≤ 19

≥ 65° ≤ 3000 cd/m²



Quickinfo

3000 K, 4000 K
CRI ≥ 80
L90 @ 50 000 h
UGR ≤ 19 / 65° ≤ 3000 cd/m²
□ 450 up to ↧ 3280 / ↥ 1730 lm
□ 600 up to ↧ 6210 / ↥ 1840 lm
non DIM, DALI-2 / CLO
microprismatic (UGR ≤ 19)

Types

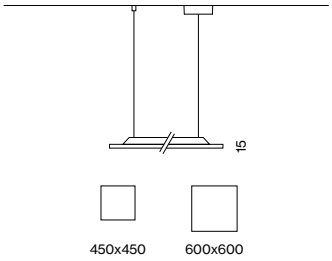

Colours



standard xal.com/colours

Light distributions



direct direct indirect

Description

EN Square housing made of aluminium with rounded edges; ultra low-profile design (only 15 mm); surface powder coated in white or black; available in special colours; Suspended luminaire with 1500 mm cable suspension (4 cables); with integrated tool-less suspension height adjustment; incl. transparent feed; direct light distribution by LGP body (Light Guiding Prism); side coupled light directed downwards by laser engraving; light control via highly reflective reflector material; optional: indirect component with special PCBs for increased luminous flux and maximum ceiling illumination; microprismatic PMMA cover; completely homogeneous illumination; workplace luminaire suitable for VDUs according to DIN EN 12464-1 (UGR ≤ 19); energy-efficient LEDs with very good colour rendering; binning initial ≤ 3 MacAdam; light colour 3000 K or 4000 K; CRI ≥ 80; L90 / 50 000 h; canopy with 2 cable openings and plug-in terminal for through wiring; IP 20; PC I; photobiological safety according to IEC 62471 risk group 0; optionally non-dimmable or DALI-2 control with CLO function; sound absorbing accessories available

DE Quadratischer Leuchtenkörper aus Aluminium mit abgerundeten Kanten; extrem flache Bauform (nur 15 mm); Oberfläche weiß oder schwarz pulverbeschichtet; wahlweise in Spezialfarben; Pendelleuchte mit 1500 mm Seilabhängung (4 Seile); werkzeuglose Höhenverstellung an der Leuchte; inkl. transparenter Einspeiseleitung; direkte Lichtverteilung durch LGP-Body (Light-Guiding-Prism); seitlich eingekoppeltes Licht durch Lasergravur nach unten gelenkt; Lichtlenkung mittels hochreflektierenden Reflektormaterials; optional: Indirektlichtanteil mit eigenen Platinen für erhöhten Lichtstrom und maximale Deckenaufhellung; mikroprismatische PMMA-Abdeckung; absolut homogene Ausleuchtung; bildschirmtaugliche Arbeitsplatzleuchte nach DIN EN 12464-1 (UGR ≤ 19); energieeffiziente LEDs mit sehr guter Farbwiedergabe; Binning initial ≤ 3 MacAdam; Lichtfarbe 3000 K oder 4000 K; CRI ≥ 80; L90 / 50 000 h; Baldachin mit 2 Kabelöffnungen und Steckklemme für Durchgangsverdrahtung; IP 20; SK I; photobiologische Sicherheit gemäß IEC 62471 Risikogruppe 0; wahlweise nicht dimmbar oder DALI-2 Steuerung mit CLO-Funktion; schallabsorbierendes Zubehör erhältlich

TASK square

suspended

Order options

COLOUR TEMPERATURE

3000 K	5
4000 K	6

CONTROL

non DIM	1
DALI-2 / CLO	3

MATERIAL COLOUR

white	7
black	8
special colours* xal.com/colours	X

*canopy always in white

7 8

LIGHT OPTIC COVER

microprismatic (UGR ≤ 19)

Options on request

COLOUR RENDERING INDEX

CRI ≥ 90
CRI ≥ 98 XPECTRUM

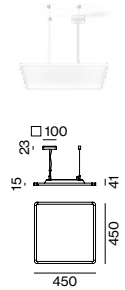

TASK 450 square suspended

UGR ≤ 19 | cd/m² ≤3000 | 1 ADDR. | 220-240 V

DIRECT

SYSTEM POWER	COLOUR TEMP.	LUMINOUS FLUX	ORDER CODE
12 W	3000 K	1700 lm	0 5 9 - 2 2 1 1 Z
	4000 K	1800 lm	

UGR ≤ 19 | 1 ADDR. | 220-240 V

DIRECT / INDIRECT POWER

SYSTEM POWER	COLOUR TEMP.	LUMINOUS FLUX	ORDER CODE
36 W	3000 K	↧3100 / ↥1630 lm	0 5 9 - 2 2 3 1 Z
	4000 K	↧3280 / ↥1730 lm	

TASK 600 square suspended

UGR ≤ 19 | cd/m² ≤3000 | 1 ADDR. | 220-240 V

DIRECT

SYSTEM POWER	COLOUR TEMP.	LUMINOUS FLUX	ORDER CODE
25 W	3000 K	3390 lm	0 5 9 - 2 2 1 2 Z
	4000 K	3590 lm	

UGR ≤ 19 | 1 ADDR. | 220-240 V

DIRECT / INDIRECT POWER

SYSTEM POWER	COLOUR TEMP.	LUMINOUS FLUX	ORDER CODE
59 W	3000 K	↧5860 / ↥1740 lm	0 5 9 - 2 2 3 2 Z
	4000 K	↧6210 / ↥1840 lm	

Technical data

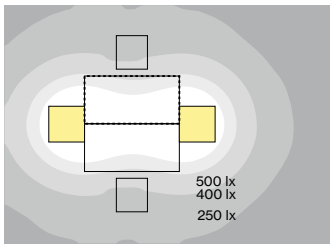



TASK 600 square suspended
59 W, 4000 K, direct / indirect power

ROOM VALUES

Room dimensions	5.4 × 4 × 2.8 m
Reflection factor	0.7 | 0.5 | 0.2
Maintenance factor	0.8
Suspension height	2.25 m

CALCULATION SURFACE

Surface dimensions	1.6 × 0.8 m
Surface height	0.75 m
Average illuminance (E_m)	> 500 lx
Uniformity (U_0)	> 0.6

GLARE EVALUATION

Table Classification X=4H | Y=8H | S=0.25H	
UGR transversal	≤ 19
UGR axial	≤ 19

LIGHT DISTRIBUTION TASK 450

microprismatic

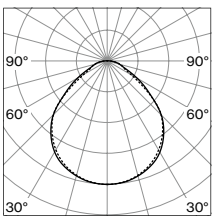

direct

microprismatic

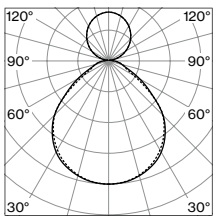

direct / indirect power

LIGHT DISTRIBUTION TASK 600

microprismatic

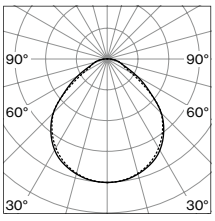

direct

microprismatic

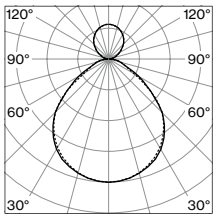

direct / indirect power

back



Quickinfo

3000 K, 4000 K
CRI ≥ 80, CRI ≥ 90
L80 @ 50 000 h
UGR ≤ 19 / 65° ≤ 3000 cd/m²
L 1220 up to 4140 lm
L 1520 up to 5180 lm
non DIM, DALI-2 / CLO
microprismatic (UGR ≤ 19)

Types

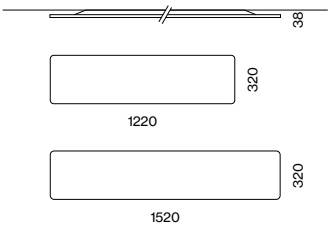

Colours



standard xal.com/colours

Light distribution



direct

Description

EN Rectangular housing made of aluminium with rounded edges; ultra low-profile design (only 15 mm); surface powder coated in white or black; available in special colours; convenient quick mounting system without tools; direct light distribution by LGP body (Light Guiding Prism); side coupled light directed downwards by laser engraving; light control via highly reflective reflector material; microprismatic PMMA cover; completely homogeneous illumination; workplace luminaire suitable for VDUs according to DIN EN 12464-1 (UGR ≤ 19); energy-efficient LEDs with very good colour rendering; binning initial ≤ 3 MacAdam; available in the light colours 3000 K and 4000 K; CRI ≥ 80 or CRI ≥ 90; min. 80 % of the luminous flux after 50 000 hours; luminaire with 2 cable openings and plug-in terminals for through wiring; degree of protection IP 20; PC I; photobiological safety according to IEC 62471 risk group 0; optionally non-dimmable or DALI-2 control with CLO function

DE Rechteckiger Leuchtenkörper aus Aluminium mit abgerundeten Kanten; extrem flache Bauform (nur 15mm); Oberfläche weiß oder schwarz pulverbeschichtet; wahlweise in Spezialfarben; komfortables, werkzeugloses Schnellmontagesystem; direkte Lichtverteilung durch LGP-Body (Light-Guiding-Prism); seitlich eingekoppeltes Licht durch Lasergravur nach unten gelenkt; Lichtlenkung mittels hochreflektierenden Reflektormaterials; mikroprismatische PMMA-Abdeckung; absolut homogene Ausleuchtung; bildschirmtaugliche Arbeitsplatzleuchte nach DIN EN 12464-1 (UGR ≤ 19); energieeffiziente LEDs mit sehr guter Farbwiedergabe; Binning initial ≤ 3 MacAdam; lieferbar in den Lichtfarben 3000 K und 4000 K; CRI ≥ 80 oder CRI ≥ 90; min. 80 % des Lichtstromes nach 50 000 h Lebensdauer; Leuchte mit 2 Kabelöffnungen und Steckklemme für Durchgangsverdrahtung; Schutzart IP 20; SK I; photobiologische Sicherheit gemäß IEC 62471 Risikogruppe 0; wahlweise nicht dimmbar oder DALI-2 Steuerung mit CLO-Funktion

TASK

ceiling

Order options

COLOUR TEMPERATURE

3000 K (CRI ≥ 90)	0
4000 K (CRI ≥ 90)	1
3000 K (CRI ≥ 80)	5
4000 K (CRI ≥ 80)	6

CONTROL

non DIM	1
DALI-2 / CLO	3

MATERIAL COLOUR

white	7
black	8
special colours xal.com/colours	X

7 8



LIGHT OPTIC COVER

microprismatic (UGR ≤ 19)

Options on request

COLOUR RENDERING INDEX

CRI ≥ 98 XPECTRUM

COLOUR TEMPERATURE

tunable white (2700 – 6500 K)

CONTROL

daylight & movement sensor

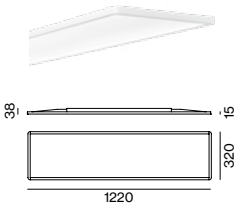

TASK 1200 ceiling

UGR ≤ 19 | cd/m² ≤3000 | DALI 1 ADDR. | 220-240V

DIRECT

SYSTEM POWER	COLOUR TEMP.	LUMINOUS FLUX	ORDER CODE
33 W	3000 K	3930 lm	0 5 9 - 2 1 1 4 Z
	4000 K	4140 lm	

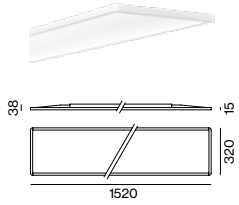

TASK 1500 ceiling

UGR ≤ 19 | cd/m² ≤3000 | DALI 1 ADDR. | 220-240V

DIRECT

SYSTEM POWER	COLOUR TEMP.	LUMINOUS FLUX	ORDER CODE
42 W	3000 K	4910 lm	0 5 9 - 2 1 1 5 Z
	4000 K	5180 lm	

LIGHT DISTRIBUTION

microprismatic

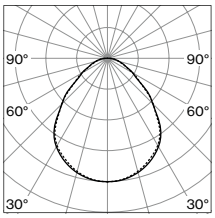

Technical data

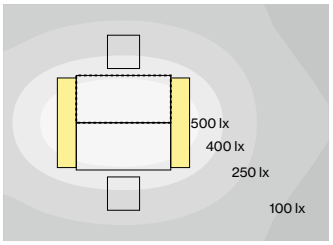



TASK 1500 ceiling
42 W, 4000 K, direct

ROOM VALUES

Room dimensions	5.4 × 4 × 2.8 m
Reflection factor	0.7 | 0.5 | 0.2
Maintenance factor	0.8

CALCULATION SURFACE

Surface dimensions	1.6 × 0.8 m
Surface height	0.75 m
Average illuminance (E_m)	> 500 lx
Uniformity (U_0)	> 0.6

GLARE EVALUATION

Table Classification X=4H | Y=8H | S=0.25H

UGR transversal	≤ 19
UGR axial	≤ 19

≥ 65° ≤ 3000 cd/m²

back



Description

EN Rectangular housing made of aluminium with rounded edges; ultra low-profile design (only 15 mm); surface powder coated in white or black; available in special colours; suspended luminaire with 1500 mm cable suspension; with integrated tool-less suspension height adjustment; incl. transparent feed; direct light distribution by LGP body (Light Guiding Prism); side coupled light directed downwards by laser engraving; indirect component with special PCBs for increased luminous flux and maximum ceiling illumination; microprismatic PMMA cover; completely homogeneous illumination; workplace luminaire suitable for VDUs according to DIN EN 12464-1 (UGR ≤ 19); energy-efficient LEDs with very good colour rendering; binning initial ≤ 3 MacAdam; available in the light colours 3000 K and 4000 K; CRI ≥ 80 o CRI ≥ 90; min. 80 % of the luminous flux after 50 000 hours; canopy with 2 cable openings and plug-in terminal for through wiring; degree of protection IP 20; PC I; photobiological safety according to IEC 62471 risk group 0; optionally non-dimmable or DALI-2 control with CLO function

DE Rechteckiger Leuchtenkörper aus Aluminium mit abgerundeten Kanten; extrem flache Bauform (nur 15 mm); Oberfläche weiß oder schwarz pulverbeschichtet; wahlweise in Spezialfarben; Pendelleuchte mit 1500 mm Seilabhängung; werkzeuglose Höhenverstellung an der Leuchte; inkl. transparenter Einspeiseleitung; direkte Lichtverteilung durch LGP-Body (Light-Guiding-Prism); seitlich eingekoppeltes Licht durch Lasergravur nach unten gelenkt; Indirektlichtanteil mit eigenen Platinen für erhöhten Lichtstrom und maximale Deckenaufhellung; mikroprismatische PMMA-Abdeckung; absolut homogene Ausleuchtung; bildschirmtaugliche Arbeitsplatzleuchte nach DIN EN 12464-1 (UGR ≤ 19); energieeffiziente LEDs mit sehr guter Farbwiedergabe; Binning initial ≤ 3 MacAdam; lieferbar in den Lichtfarben 3000 K und 4000 K; CRI ≥ 80 oder CRI ≥ 90; min. 80 % des Lichtstromes nach 50 000 h Lebensdauer; Baldachin mit 2 Kabelöffnungen und Steckklemme für Durchgangsverdrahtung; Schutzart IP 20; SK I; photobiologische Sicherheit gemäß IEC 62471 Risikogruppe 0; wahlweise nicht dimmbar oder DALI-2 Steuerung mit CLO-Funktion

TASK

suspended

Quickinfo

3000 K, 4000 K
CRI ≥ 80, CRI ≥ 90
L80 @ 50 000 h
UGR ≤ 19 / 65° ≤ 3000 cd/m²
L 1220 up to ↧ 4230 / ↥ 2740 lm
L 1520 up to ↧ 5280 / ↥ 3420 lm
non DIM, DALI-2 / CLO
microprismatic (UGR ≤ 19)

Types

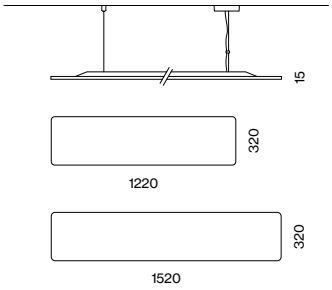

Colours



standard xal.com/colours

Light distribution



direct
indirect

reddot design award
winner 2015

DESIGN AWARD 2015 GOOD DESIGN

Order options

COLOUR TEMPERATURE

3000 K (CRI ≥ 90)	0
4000 K (CRI ≥ 90)	1
3000 K (CRI ≥ 80)	5
4000 K (CRI ≥ 80)	6

CONTROL

non DIM	1
DALI-2 / CLO	3

MATERIAL COLOUR

white	7
black	8
special colours* xal.com/colours	X

*canopy always in white

7 8

LIGHT OPTIC COVER

microprismatic (UGR ≤ 19)

Options on request

COLOUR RENDERING INDEX

CRI ≥ 98 XPECTRUM

COLOUR TEMPERATURE

tunable white (2700 – 6500 K)

CONTROL

daylight & movement sensor

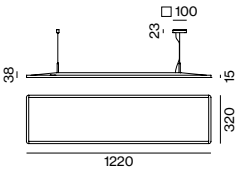

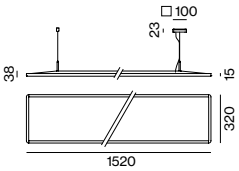

TASK 1200 suspended

UGR ≤ 19 | cd/m² ≤3000 | DALI 1 ADDR. | 220-240V

DIRECT / INDIRECT POWER

SYSTEM POWER	COLOUR TEMP.	LUMINOUS FLUX	ORDER CODE
52 W	3000 K	↧ 4010 / ↥ 2600 lm	0 5 9 - 2 2 2 4 ⁘ ◪ Z
	4000 K	↧ 4230 / ↥ 2740 lm	

TASK 1500 suspended

UGR ≤ 19 | cd/m² ≤3000 | DALI 1 ADDR. | 220-240V

DIRECT / INDIRECT POWER

SYSTEM POWER	COLOUR TEMP.	LUMINOUS FLUX	ORDER CODE
65 W	3000 K	↧ 5010 / ↥ 3250 lm	0 5 9 - 2 2 2 5 ⁘ ◪ Z
	4000 K	↧ 5280 / ↥ 3420 lm	

LIGHT DISTRIBUTION

microprismatic

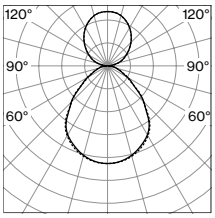

Technical data

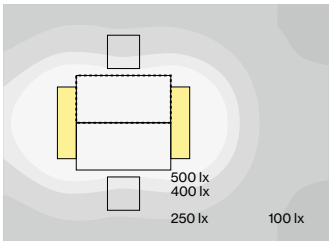



TASK 1200 suspended
52 W, 4000 K, direct / indirect power

ROOM VALUES

Room dimensions	5.4 × 4 × 2.8 m
Reflection factor	0.7 | 0.5 | 0.2
Maintenance factor	0.8
Suspension height	2.25 m

CALCULATION SURFACE ·····

Surface dimensions	1.6 × 0.8 m
Surface height	0.75 m
Average illuminance (E_m)	> 500 lx
Uniformity (U_0)	> 0.6

GLARE EVALUATION

Table Classification X=4H | Y=8H | S=0.25H

UGR transversal	≤ 19
UGR axial	≤ 19

≥ 65° ≤ 3000 cd/m²



Description

EN Rectangular housing made of aluminium with rounded edges; ultra low-profile design (only 15 mm); surface powder coated in white or black; available in special colours; suspended luminaire with 1500 mm cable suspension; with integrated tool-less suspension height adjustment; incl. transparent feed; direct or direct/indirect light distribution by LGP body (Light Guiding Prism); side coupled light, directed downwards or up and down by laser engraving; light control via highly reflective reflector material; optional: indirect component with special PCBs for increased luminous flux and maximum ceiling illumination; microprismatic PMMA cover; completely homogeneous illumination; workplace luminaire suitable for VDUs according to DIN EN 12464-1 (UGR ≤ 19); energy-efficient LEDs with very good colour rendering; binning initial ≤ 3 MacAdam; available in the light colours 3000 K and 4000 K; CRI ≥ 80; min. 95 % of the luminous flux after 50 000 hours; canopy with 2 cable openings and plug-in terminal for through wiring; degree of protection IP 20; PC I; photobiological safety according to IEC 62471 riSK group 0; optionally non-dimmable, DALI-2 control with CLO function or dimmable with integrated infrared presence and brightness sensor

DE Rechteckiger Leuchtenkörper aus Aluminium mit abgerundeten Kanten; extrem flache Bauform (nur 15 mm); Oberfläche weiß oder schwarz pulverbeschichtet; wahlweise in Spezialfarben; Pendelleuchte mit 1500 mm Seilabhängung; werkzeuglose Höhenverstellung an der Leuchte; inkl. transparenter Einspeiseleitung; direkte bzw. direkt/indirekte Lichtverteilung durch LGP-Body (Light-Guiding-Prism); seitlich eingekoppeltes Licht durch Lasergravur nach unten bzw. oben und unten gelenkt; Lichtlenkung mittels hochreflektierenden Reflektormaterials; optional: Indirektlichtanteil mit eigenen Platinen für erhöhten Lichtstrom und maximale Deckenaufhellung; mikroprismatische PMMA-Abdeckung; absolut homogene Ausleuchtung; bildschirmtaugliche Arbeitsplatzleuchte nach DIN EN 12464-1 (UGR ≤ 19); energieeffiziente LEDs mit sehr guter Farbwiedergabe; Binning initial ≤ 3 MacAdam; lieferbar in den Lichtfarben 3000 K und 4000 K; CRI ≥ 80; min. 95 % des Lichtstromes nach 50 000 h Lebensdauer; Baldachin mit 2 Kabelöffnungen und Steckklemme für Durchgangsverdrahtung; Schutzart IP 20; SK I; photobiologische Sicherheit gemäß IEC 62471 Risikogruppe 0; wahlweise nicht dimmbar, DALI-2 Steuerung mit CLO-Funktion oder dimmbar mit integriertem Infrarot Anwesenheits- und Helligkeitssensor

TASK S

suspended

Quickinfo

3000 K, 4000 K
CRI ≥ 80
L95 @ 50 000 h
UGR ≤ 19 / 65° ≤ 3000 cd/m²
L 1180 up to ↧ 3920 / ↥ 2110 lm
L 1748 up to ↧ 5880 / ↥ 3170 lm
L 2315 up to ↧ 7850 / ↥ 4220 lm
non DIM, DALI-2 / CLO
daylight & movement sensor
microprismatic

Types

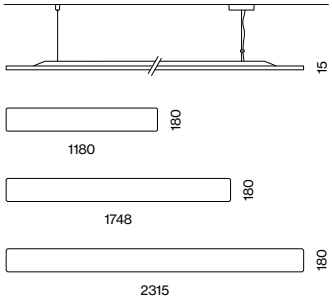

Colours



standard xal.com/colours

Light distribution



direct
indirect

IOT ready

Order options

COLOUR TEMPERATURE

3000 K	5
4000 K	6

CONTROL

non DIM	1
DALI-2 / CLO	3
daylight & movement sensor*	7

*version with sensor: length + 9 mm

MATERIAL COLOUR

white	7
black	8
special colours* xal.com/colours	X

*canopy always in white

7 8

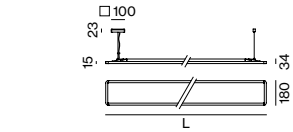

LIGHT OPTIC COVER

microprismatic (UGR ≤ 19)

Options on request

COLOUR TEMPERATURE

tunable white 2700 – 6500 K

COLOUR RENDERING INDEX

CRI ≥ 90

CRI ≥ 98 XPECTRUM

TASK S suspended

UGR ≤ 19 | cd/m² ≤ 3000 | DALI 1 ADDR. | 220-240 V

DIRECT / INDIRECT SOFT

SYS. POWER	COLOUR TEMP.	LUM. FLUX	L (mm)	ORDER CODE
19 W	3000 K	↧ 2130 / ↥ 431 lm	1180	059-5254
	4000 K	↧ 2240 / ↥ 452 lm		
29 W	3000 K	↧ 3190 / ↥ 644 lm	1748	059-5256
	4000 K	↧ 3360 / ↥ 680 lm		
38 W	3000 K	↧ 4250 / ↥ 860 lm	2315	059-5258
	4000 K	↧ 4480 / ↥ 907 lm		

UGR ≤ 19 | DALI 1 ADDR. | 220-240 V

DIRECT / INDIRECT POWER

SYS. POWER	COLOUR TEMP.	LUM. FLUX	L (mm)	ORDER CODE
44 W	3000 K	↧ 3720 / ↥ 2000 lm	1180	059-5264
	4000 K	↧ 3920 / ↥ 2110 lm		
66 W	3000 K	↧ 5580 / ↥ 3010 lm	1748	059-5266
	4000 K	↧ 5880 / ↥ 3170 lm		
88 W	3000 K	↧ 7440 / ↥ 4010 lm	2315	059-5268
	4000 K	↧ 7850 / ↥ 4220 lm		

LIGHT DISTRIBUTION

microprismatic

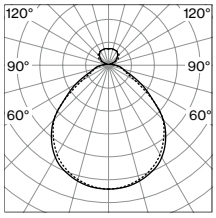

direct / indirect soft

microprismatic

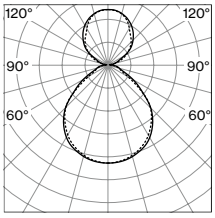

direct / indirect power

Technical data

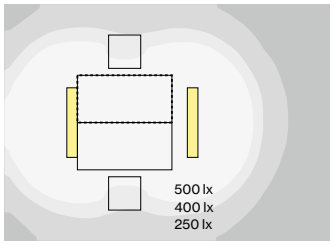



TASK S suspended, 1180 mm
44 W, 4000 K, direct / indirect power

ROOM VALUES

Room dimensions	5.4 × 4 × 2.8 m
Reflection factor	0.7 | 0.5 | 0.2
Maintenance factor	0.8
Suspension height	2.25 m

CALCULATION SURFACE

Surface dimensions	1.6 × 0.8 m
Surface height	0.75 m
Average illuminance (E_m)	> 500 lx
Uniformity (U_0)	> 0.6

GLARE EVALUATION

Table Classification X=4H | Y=8H | S=0.25H	
UGR transversal	≤ 19
UGR axial	≤ 19

back



Description

EN Luminaire housing made of aluminium with rounded edges; different versions: choice of rectangular, L-shaped or quarter circle segment design; ultra low-profile design (only 15 mm); for continuous lighting systems; surface powder coated in white or black; suspended luminaire system with 1500 mm cord suspension; with integrated tool-less suspension height adjustment; convenient quick mounting system without tools; direct or direct/indirect light distribution by LGP body (Light Guiding Prism); side coupled light, directed downwards or up and down by laser engraving; light control via highly reflective reflector material; optional: indirect component with special PCBs for increased luminous flux and maximum ceiling illumination; microprismatic PMMA cover; completely homogeneous illumination; workplace luminaire suitable for VDUs according to DIN EN 12464-1 (UGR ≤ 19); efficient LEDs with very good colour rendering; binning initial ≤ 3 MacAdam; light colour 3000 K or 4000 K; CRI ≥ 80 or CRI ≥ 90; L80 / 50 000 h or L95 / 50 000 h; canopy for through wiring; IP 20; PC I; photobiological safety according to IEC 62471 riSK group 0; optionally non-dimmable, DALI-2 control with CLO function or dimmable with integrated infrared presence and brightness sensor (DALI); sound absorbing accessories available

DE Leuchtenkörper aus Aluminium mit abgerundeten Kanten; unterschiedliche Varianten: Bauform wahlweise rechteckig, L-förmig oder als Viertelkreis-Segment; extrem flache Bauform (nur 15 mm); für durchgehende Lichtsysteme; Oberfläche weiß oder schwarz pulverbeschichtet; Pendelleuchtensystem mit 1500 mm Seilabhängung; werkzeuglose Höhenverstellung an der Leuchte; komfortables, werkzeugloses Schnellmontagesystem; direkte bzw. direkt/indirekte Lichtverteilung durch LGP-Body (Light-Guiding-Prism); seitlich eingekoppeltes Licht durch Lasergravur nach unten bzw. oben und unten gelenkt; Lichtlenkung mittels hochreflektierenden Reflektormaterials; optional: Indirektlichtanteil mit eigenen Platinen für erhöhten Lichtstrom und maximale Deckenaufhellung; mikroprismatische PMMA-Abdeckung; absolut homogene Ausleuchtung; bildschirmtaugliche Arbeitsplatzleuchte nach DIN EN 12464-1 (UGR ≤ 19); effiziente LEDs mit sehr guter Farbwiedergabe; Binning initial ≤ 3 MacAdam; Lichtfarbe 3000 K oder 4000 K; CRI ≥ 80 oder CRI ≥ 90; L95 / 50 000 h bzw. L80 / 50 000 h; Baldachin für Durchgangsverdrahtung; IP 20; SK I; photobiologische Sicherheit gemäß IEC 62471 Risikogruppe 0; wahlweise nicht dimmbar, DALI-2 Steuerung mit CLO-Funktion oder dimmbar mit integriertem Infrarot Anwesenheits- und Helligkeitssensor (DALI); schallabsorbierendes Zubehör erhältlich

TASK S system
suspended

Quickinfo

3000 K, 4000 K
CRI ≥ 80: L95 @ 50 000 h
CRI ≥ 90: L80 @ 50 000 h
UGR ≤ 19 / 65° ≤ 3000 cd/m²
L 1190 up to ↧ 3920 / ↥ 2110 lm
L 1790 up to ↧ 5880 / ↥ 3170 lm
L 2390 up to ↧ 7850 / ↥ 4220 lm
non DIM, DALI-2 / CLO, DALI sensor
microprismatic (UGR ≤ 19)

Types

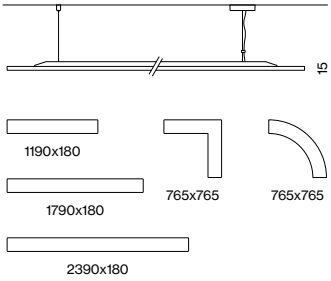

Colours

Light distribution

direct
indirect

IOT ready

Order options

COLOUR TEMPERATURE

3000 K (CRI ≥ 90)	0
4000 K (CRI ≥ 90)	1
3000 K (CRI ≥ 80)	5
4000 K (CRI ≥ 80)	6

CONTROL

non DIM	1
DALI-2 / CLO	3
DALI sensor*	7

*version with sensor: length + 9 mm

MATERIAL COLOUR

white	7
black	8

7 8

Options on request

COLOUR RENDERING INDEX

CRI ≥ 98 XPECTRUM

COLOUR TEMPERATURE

tunable white (2700 – 6500 K)

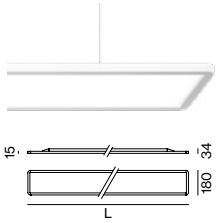

TASK S LINEAR suspended

UGR ≤ 19 | cd/m² ≤ 3000 | DALI 1 ADDR. | 220-240 V

DIRECT

SYS. POWER	COLOUR TEMP.	LUM. FLUX	L (mm)	ORDER CODE
15 W	3000 K	1890 lm	1180	059-5744 Z
	4000 K	1990 lm		
22 W	3000 K	2840 lm	1748	059-5746 Z
	4000 K	2990 lm		
29 W	3000 K	3790 lm	2315	059-5748 Z
	4000 K	3990 lm		

order luminaire + mounting accessories separately

UGR ≤ 19 | cd/m² ≤ 3000 | DALI 1 ADDR. | 220-240 V

DIRECT / INDIRECT SOFT

SYS. POWER	COLOUR TEMP.	LUM. FLUX	L (mm)	ORDER CODE
19 W	3000 K	↧ 2130 / ↥ 431 lm	1180	059-5754 Z
	4000 K	↧ 2240 / ↥ 452 lm		
29 W	3000 K	↧ 3190 / ↥ 644 lm	1748	059-5756 Z
	4000 K	↧ 3360 / ↥ 680 lm		
38 W	3000 K	↧ 4250 / ↥ 860 lm	2315	059-5758 Z
	4000 K	↧ 4480 / ↥ 907 lm		

UGR ≤ 19 | DALI 1 ADDR. | 220-240 V

DIRECT / INDIRECT POWER

SYS. POWER	COLOUR TEMP.	LUM. FLUX	L (mm)	ORDER CODE
44 W	3000 K	↧ 3720 / ↥ 2000 lm	1180	059-5764 Z
	4000 K	↧ 3920 / ↥ 2110 lm		
66 W	3000 K	↧ 5580 / ↥ 3010 lm	1748	059-5766 Z
	4000 K	↧ 5880 / ↥ 3170 lm		
88 W	3000 K	↧ 7440 / ↥ 4010 lm	2315	059-5768 Z
	4000 K	↧ 7850 / ↥ 4220 lm		

Technical data

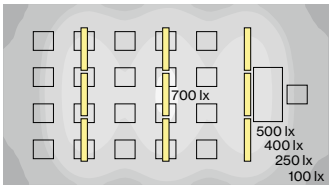



TASK system linear, 19 W, 4000 K direct / indirect soft

ROOM VALUES

Room dimensions	9 × 5 × 2.8 m
Reflection factor	0.7 | 0.5 | 0.2
Maintenance factor	0.8
Mounting height	2.25 m

CALCULATION SURFACE

Surface dimensions	7 × 3.5 m
Surface height	0.75 m
Average illuminance (E_m)	> 500 lx

GLARE EVALUATION

Table Classification X=4H | Y=8H | S=0.25H

UGR transversal	≤ 19
UGR axial	≤ 19

Mounting accessories

LINEAR CONNECTOR

TYPE	ORDER CODE
with through-wiring (max. 500 W)	059-279231
without through-wiring	059-279241
with power feeder 3 × 1.5 mm² (non DIM)	059-279252
with power feeder 5 × 1.5 mm² (DALI-2)	059-279251

CORNER CONNECTOR

TYPE	ORDER CODE
90° with through-wiring (max. 500 W)	059-279271
90° without through-wiring	059-279281

LONG LINEAR CONNECTOR

TYPE	ORDER CODE
with through-wiring / L = 800 mm	059-279232
with through-wiring / L = 1200 mm	059-279233
with through-wiring / L = 1200 mm custom cut	059-279230
with through-wiring / L = 2400 mm custom cut	059-279234
flexible cable suspension 1500 mm	059-279212 7

max. 500 W

CABLE SUSPENSION / POWER FEEDER

TYPE	L (mm)	ORDER CODE
cable suspension	1500	059-279211
power feeder 3 × 1.5 mm² (non DIM)	1500	059-279222
power feeder 5 × 1.5 mm² (DALI-2)	1500	059-279221

Order options

CORNER

without power feeder	2
with power feeder	3

COLOUR TEMPERATURE

3000 K (CRI ≥ 90)	0
4000 K (CRI ≥ 90)	1
3000 K (CRI ≥ 80)	5
4000 K (CRI ≥ 80)	6

CONTROL

non DIM	1
DALI-2 / CLO	3

MATERIAL COLOUR

white	7
black	8

7 **8**

Options on request

COLOUR RENDERING INDEX

CRI ≥ 98 XPECTRUM

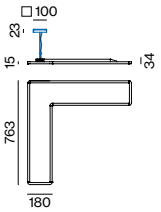

TASK S CORNER suspended

incl. cable suspension 1500 mm

UGR ≤ 19 | cd/m² ≤3000 | DALI 1 ADDR. | 220-240V

DIRECT

SYS. POWER	COLOUR TEMP.	LUM. FLUX	L (mm)	ORDER CODE
16 W	3000 K	2000 lm	765	0 5 9 - 5 8 4 ϟ ⁘ ⇳ ◪ Z
	4000 K	2100 lm		

UGR ≤ 19 | cd/m² ≤3000 | DALI 1 ADDR. | 220-240V

DIRECT / INDIRECT SOFT

SYS. POWER	COLOUR TEMP.	LUM. FLUX	L (mm)	ORDER CODE
22 W	3000 K	↧ 2520 / ↥ 464 lm	765	0 5 9 - 5 8 5 ϟ ⁘ ⇳ ◪ Z
	4000 K	↧ 2650 / ↥ 489 lm		

UGR ≤ 19 | DALI 1 ADDR. | 220-240V

DIRECT / INDIRECT POWER

SYS. POWER	COLOUR TEMP.	LUM. FLUX	L (mm)	ORDER CODE
51 W	3000 K	↧ 4250 / ↥ 2260 lm	765	0 5 9 - 5 8 6 ϟ ⁘ ⇳ ◪ Z
	4000 K	↧ 4480 / ↥ 2380 lm		

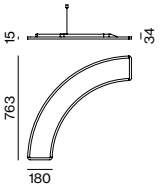

TASK S CURVE suspended

incl. cable suspension 1500 mm

UGR ≤ 19 | cd/m² ≤3000 | DALI 1 ADDR. | 220-240V

DIRECT

SYS. POWER	COLOUR TEMP.	LUM. FLUX	L (mm)	ORDER CODE
13 W	3000 K	1700 lm	765	0 5 9 - 5 5 4 2 ⁘ ⇳ ◪ Z
	4000 K	1790 lm		

UGR ≤ 19 | DALI 1 ADDR. | 220-240V

DIRECT / INDIRECT POWER

SYS. POWER	COLOUR TEMP.	LUM. FLUX	L (mm)	ORDER CODE
44 W	3000 K	↧ 3620 / ↥ 1930 lm	765	0 5 9 - 5 5 6 2 ⁘ ⇳ ◪ Z
	4000 K	↧ 3810 / ↥ 2030 lm		

LIGHT DISTRIBUTION

microprismatic

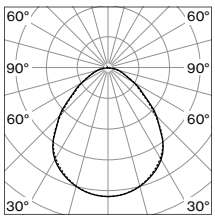

direct

microprismatic

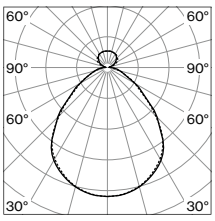

direct / indirect soft

microprismatic

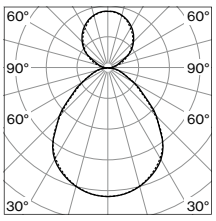

direct / indirect power

Technical data

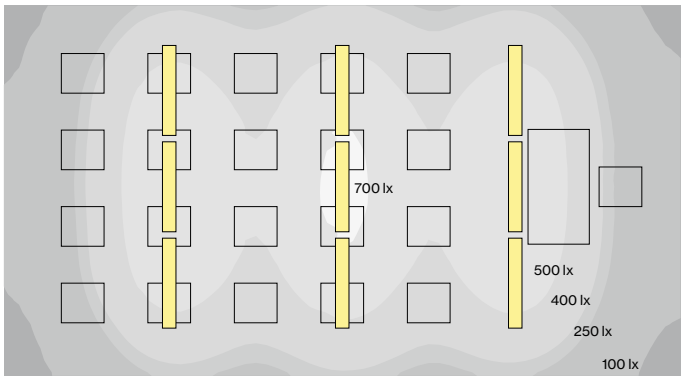



TASK system linear, 19 W, 4000 K
direct / indirect soft

ROOM VALUES

Room dimensions	9 × 5 × 2.8 m
Reflection factor	0.7 | 0.5 | 0.2
Maintenance factor	0.8
Mounting height	2.25 m

CALCULATION SURFACE

Surface dimensions	7 × 3.5 m
Surface height	0.75 m
Average illuminance (E_m)	> 500 lx

GLARE EVALUATION

Table Classification X=4H | Y=8H | S=0.25H	
UGR transversal	≤ 19
UGR axial	≤ 19

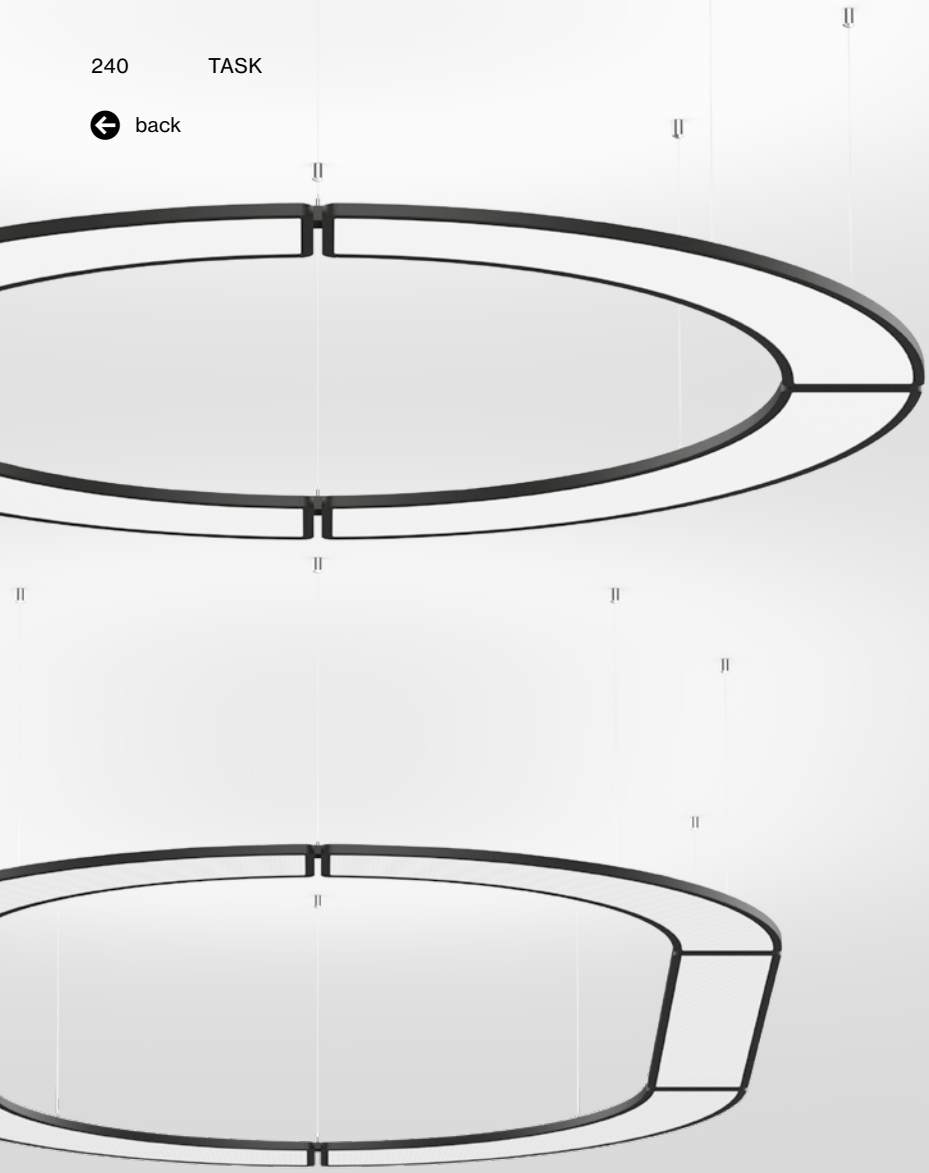

Description

EN Ring-shaped suspended luminaire, consisting of single elements in quarter circle or rectangular shape; Luminaire housing made of aluminium with rounded edges; ultra low-profile design (only 15 mm); surface powder coated in white or black; suspended luminaire with 1500 mm cable suspension; with integrated tool-less suspension height adjustment; incl. transparent feed; direct light distribution by LGP body (Light Guiding Prism); side coupled light directed downwards by laser engraving; indirect component with special PCBs for increased luminous flux and maximum ceiling illumination; microprismatic PMMA cover; completely homogeneous illumination; workplace luminaire suitable for VDUs according to DIN EN 12464-1 (UGR ≤ 19); energy-efficient LEDs with very good colour rendering; binning initial ≤ 3 MacAdam; available in the light colour 4000 K; CRI ≥ 80; min. 95 % of the luminous flux after 50 000 hours; canopy with 2 cable openings and plug-in terminal for through wiring; degree of protection IP 20; PC I; photobiological safety according to IEC 62471 risk group 0; DALI-2 control with CLO function; sound absorbing accessories available

DE Ringförmige Pendelleuchte, bestehend aus einzelnen Elementen in Viertelring- bzw. Rechteck-Form; Leuchtenkörper aus Aluminium mit abgerundeten Kanten; extrem flache Bauform (nur 15 mm); Oberfläche weiß oder schwarz pulverbeschichtet; Pendelleuchte mit 1500 mm Seilabhängung; werkzeuglose Höhenverstellung an der Leuchte; inkl. transparenter Einspeiseleitung; direkte Lichtverteilung durch LGP-Body (Light-Guiding-Prism); seitlich eingekoppeltes Licht durch Lasergravur nach unten gelenkt; Indirektlichtanteil mit eigenen Platinen für erhöhten Lichtstrom und maximale Deckenaufhellung; mikroprismatische PMMA-Abdeckung; absolut homogene Ausleuchtung; bildschirmtaugliche Arbeitsplatzleuchte nach DIN EN 12464-1 (UGR ≤ 19); energieeffiziente LEDs mit sehr guter Farbwiedergabe; Binning initial ≤ 3 MacAdam; lieferbar in der Lichtfarbe 4000 K; CRI ≥ 80; min. 95 % des Lichtstromes nach 50 000 h Lebensdauer; Baldachin mit 2 Kabelöffnungen und Steckklemme für Durchgangsverdrahtung; Schutzart IP 20; SK I; photobiologische Sicherheit gemäß IEC 62471 Risikogruppe 0; DALI-2 Steuerung mit CLO-Funktion; schallabsorbierendes Zubehör erhältlich

TASK circle
suspended

Quickinfo

3000 K, 4000 K
CRI ≥ 80
L95 @ 50 000 h
UGR ≤ 19 / 65° ≤ 3000 cd/m²
circle up to ↧ 15300 / ↥ 8120 lm
long cir. up to ↧ 22900 / ↥ 12200 lm
DALI-2 / CLO
microprismatic (UGR ≤ 19)

Types

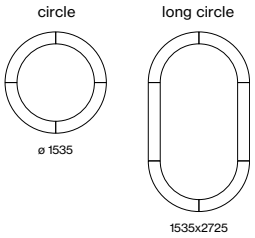

Colours



Light distribution



GERMAN DESIGN AWARD WINNER 2019

Order options

COLOUR TEMPERATURE
4000 K

CONTROL
DALI-2 / CLO

MATERIAL COLOUR

white	7
black	8

(7) (8)

LIGHT OPTIC COVER
microprismatic (UGR ≤ 19)

Options on request

COLOUR RENDERING INDEX
CRI ≥ 98 XPECTRUM

FORM
for other configurations see TASK S suspended system

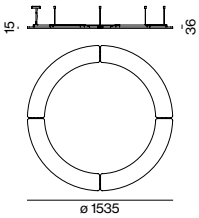

TASK circle suspended

UGR ≤ 19 | cd/m² ≤3000 | DALI 1 ADDR. | 220-240V

DIRECT / INDIRECT POWER

SYSTEM POWER	COLOUR TEMP.	LUMINOUS FLUX	ORDER CODE
180 W	4000 K	↧15300 / ↥8120 lm	059-528163 Z

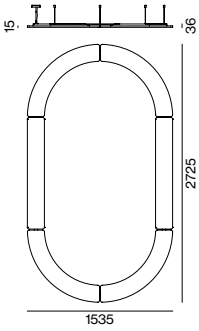

TASK long circle suspended

UGR ≤ 19 | DALI 1 ADDR. | 220-240V

DIRECT / INDIRECT POWER

SYSTEM POWER	COLOUR TEMP.	LUMINOUS FLUX	ORDER CODE
260 W	4000 K	↧22900 / ↥12200 lm	059-528263 Z

LIGHT DISTRIBUTION
microprismatic

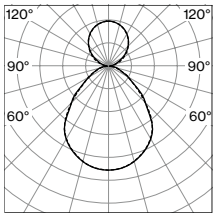

direct / indirect power

Technical data

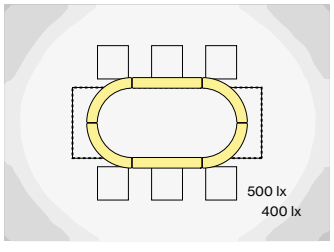



TASK long circle
260 W, 4000 K, direct / indirect power

ROOM VALUES

Room dimensions	5.4 × 4 × 2.8 m
Reflection factor	0.7 | 0.5 | 0.2
Maintenance factor	0.8
Suspension height	2.25 m

CALCULATION SURFACE ·····

Surface dimensions	3.2 × 1.2 m
Surface height	0.75 m
Average illuminance (E_m)	> 500 lx
Uniformity (U_0)	> 0.6

GLARE EVALUATION
Table Classification X=4H | Y=8H | S=0.25H

UGR transversal	≤ 19
UGR axial	≤ 19

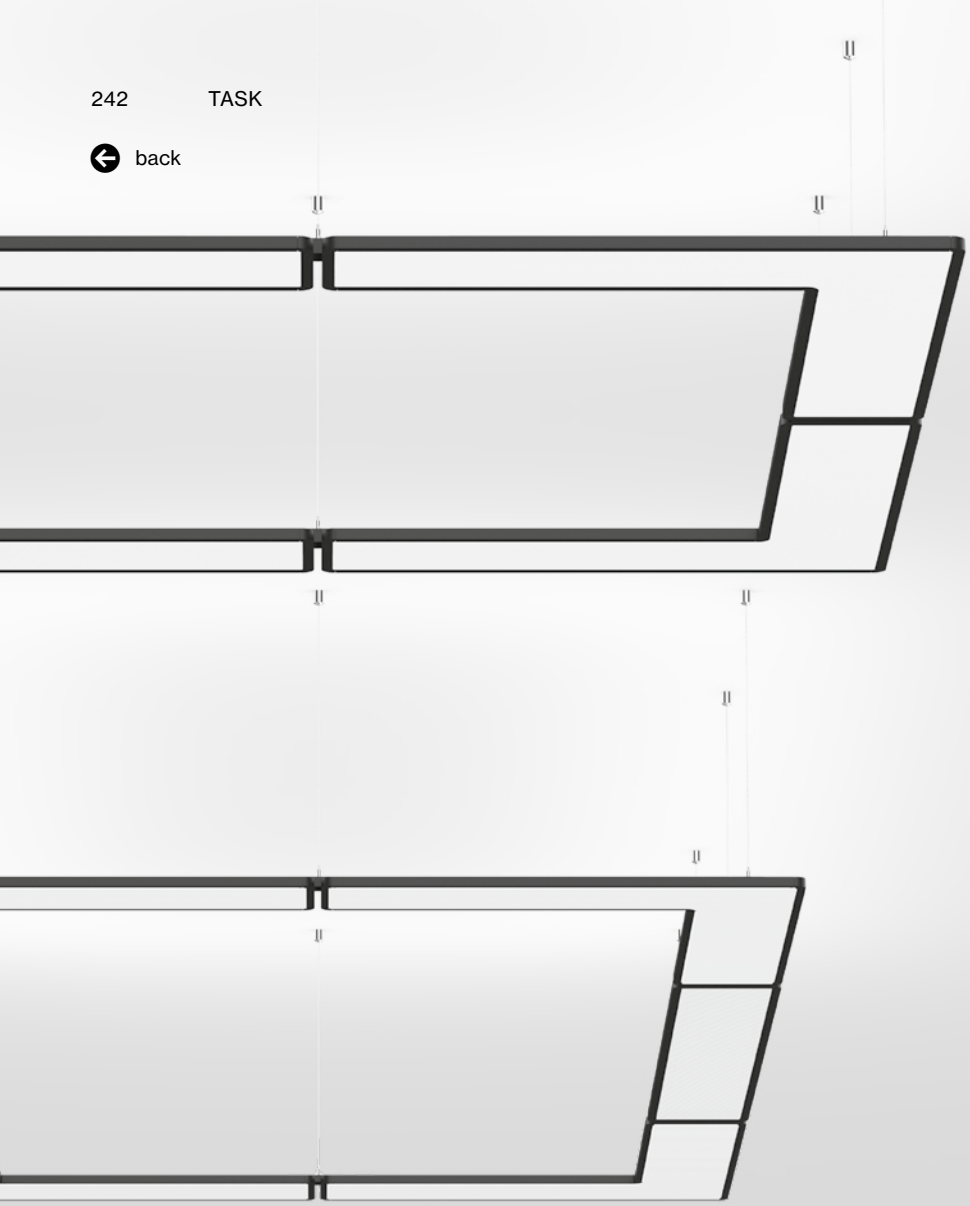

Description

EN Rectangular suspended luminaire, consisting of single L-shaped or rectangular elements; Luminaire housing made of aluminium with rounded edges; ultra low-profile design (only 15 mm); surface powder coated in white or black; suspended luminaire with 1500 mm cable suspension; with integrated tool-less suspension height adjustment; incl. transparent feed; direct light distribution by LGP body (Light Guiding Prism); side coupled light directed downwards by laser engraving; indirect component with special PCBs for increased luminous flux and maximum ceiling illumination; microprismatic PMMA cover; completely homogeneous illumination; UGR ≤ 19; energy-efficient LEDs with very good colour rendering; binning initial ≤ 3 MacAdam; available in the light colour 4000 K; CRI ≥ 80; min. 95 % of the luminous flux after 50 000 hours; canopy with 2 cable openings and plug-in terminal for through wiring; degree of protection IP 20; PC I; photobiological safety according to IEC 62471 risk group 0; DALI-2 control with CLO function; sound absorbing accessories available

DE Rechteckige Pendelleuchte, bestehend aus einzelnen L-förmigen bzw. rechteckigen Elementen; Leuchtenkörper aus Aluminium mit abgerundeten Kanten; extrem flache Bauform (nur 15 mm); Oberfläche weiß oder schwarz pulverbeschichtet; Pendelleuchte mit 1500 mm Seilabhängung; werkzeuglose Höhenverstellung an der Leuchte; inkl. transparenter Einspeiseleitung; direkte Lichtverteilung durch LGP-Body (Light-Guiding-Prism); seitlich eingekoppeltes Licht durch Lasergravur nach unten gelenkt; Indirektlichtanteil mit eigenen Platinen für erhöhten Lichtstrom und maximale Deckenaufhellung; mikroprismatische PMMA-Abdeckung; absolut homogene Ausleuchtung; UGR ≤ 19; energieeffiziente LEDs mit sehr guter Farbwiedergabe; Binning initial ≤ 3 MacAdam; lieferbar in der Lichtfarbe 4000 K; CRI ≥ 80; min. 95 % des Lichtstromes nach 50 000 h Lebensdauer; Baldachin mit 2 Kabelöffnungen und Steckklemme für Durchgangsverdrahtung; Schutzart IP 20; SK I; photobiologische Sicherheit gemäß IEC 62471 Risikogruppe 0; DALI-2 Steuerung mit CLO-Funktion; schallabsorbierendes Zubehör erhältlich

TASK angular

suspended

Quickinfo

3000 K, 4000 K
CRI ≥ 80
L95 @ 50 000 h
angular up to ↧ 17900 / ↥ 9510 lm
long ang. up to ↧ 25600 / ↥ 13600 lm
DALI-2 / CLO
microprismatic (UGR ≤ 19)

Types

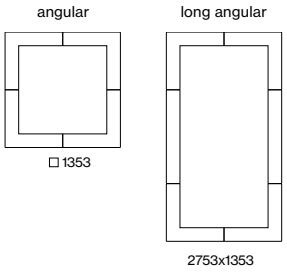

Colours



Light distribution



Order options

COLOUR TEMPERATURE
4000 K

CONTROL
DALI-2 / CLO

MATERIAL COLOUR
white 7
black 8

(7) (8)

LIGHT OPTIC COVER
microprismatic (UGR ≤ 19)

Options on request

COLOUR RENDERING INDEX
CRI ≥ 98 XPECTRUM

FORM
for other configurations see
TASK S suspended system

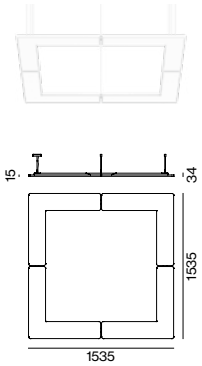

TASK angular suspended

UGR ≤ 19 | 1 ADDR. | 220-240V

DIRECT / INDIRECT POWER

SYSTEM POWER	COLOUR TEMP.	LUMINOUS FLUX	ORDER CODE
200 W	4000 K	↧ 17900 / ↥ 9510 lm	059-528363 Z

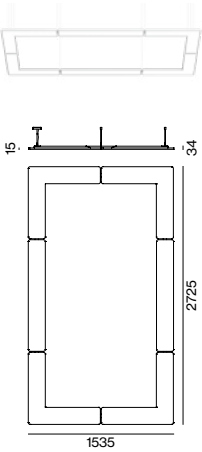

TASK long angular suspended

UGR ≤ 19 | 1 ADDR. | 220-240V

DIRECT / INDIRECT POWER

SYSTEM POWER	COLOUR TEMP.	LUMINOUS FLUX	ORDER CODE
290 W	4000 K	↧ 25600 / ↥ 13600 lm	059-528463 Z

LIGHT DISTRIBUTION
microprismatic

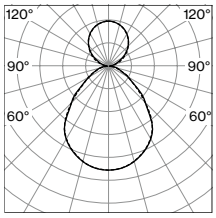

direct / indirect power

Technical data

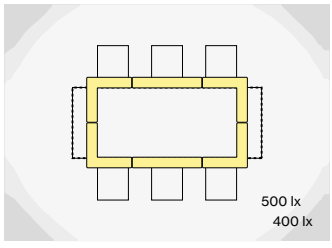



TASK long angular, 290 W, 4000 K, direct / indirect power

ROOM VALUES

Room dimensions	5.4 × 4 × 2.8 m
Reflection factor	0.7 | 0.5 | 0.2
Maintenance factor	0.8
Suspension height	2.25 m

CALCULATION SURFACE ·····

Surface dimensions	3.2 × 1.2 m
Surface height	0.75 m
Average illuminance (E_m)	> 500 lx
Uniformity (U_0)	> 0.6

GLARE EVALUATION
Table Classification X=4H | Y=8H | S=0.25H

UGR transversal	≤ 19
UGR axial	≤ 19

back



Quickinfo

PET felt
♻ from recycled material
up to absorption class A

Types

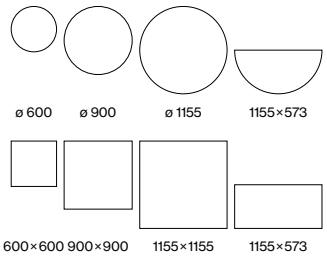

Colours



Description

EN Acoustic element made of high-quality, self-supporting polyester fleece with sound absorbing properties; different versions: choice of round, square, half round or rectangular design; high-quality visual and tactile surface, available in felt grey, anthracite, indigo blue, bright blue, white or black options; colour may deviate; direct sound is absorbed by the front-mounted fleece, sound reflected from the ceiling/wall by an additional, rear-mounted fleece; this creates high acoustic performance; for insertion into the TASK S suspended system; or single installaion, choice of surface mounted and pendant versions with 1500 mm cable suspension; tool-less suspension height adjustment of the acoustic element; up to absorption class A

DE Akustikelement aus hochwertigem, selbsttragendem Polyester-Vlies mit schallabsorbierenden Eigenschaften; unterschiedliche Varianten: Bauform wahlweise rund, quadratisch, halbrund oder rechteckig; optisch und haptisch hochwertige Oberfläche, wahlweise filzgrau, anthrazit, indigoblau, hellblau, weiß oder schwarz; Farbabweichungen möglich; Absorption des Direktschalls durch das vorderseitige Vlies, sowie Absorption des von der Decke/Wand reflektierten Schalls durch ein zusätzliches, rückseitiges Vlies; dadurch hohe akustische Performance; zum Einlegen in TASK S suspended system; oder Einzelmontage, wahlweise aufgebaute oder abgehängte Variante mit 1500 mm Seilabhängung; werkzeuglose Höhenverstellung am Akustikelement; bis zu Absorberklasse A

TASK acoustic elements

system inlay / surface / suspended

Order options

MATERIAL COLOUR

white	W
anthracite	B
black	L
felt grey	G
bright blue	P
indigo blue	E

W B L G P E

other colours on request

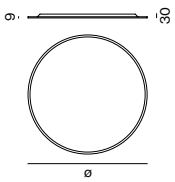

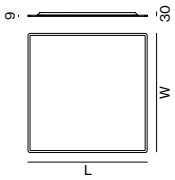

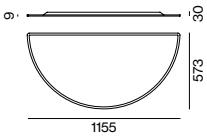

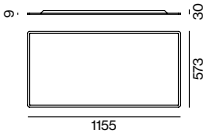

Acoustic accessories

TASK ACOUSTIC ROUND

TYPE	Ø·H (mm)	ORDER CODE
600 panel only*	600·30	059-579634
900 panel only*	900·30	059-579635
1200 panel only*	1155·30	059-579636
1200 inlay TASK S CURVE**	1155·30	059-579736

TASK ACOUSTIC SQUARE

	TYPE	L·W·H (mm)	ORDER CODE
	600 panel only*	600·600·30	059-579614
	900 panel only*	900·900·30	059-579615
	1200 panel only*	1155·1155·30	059-579616
1	1200 inlay TASK S LINEAR**	1155·1180·30	059-579766
2	1200 inlay TASK S CORNER**	1155·1155·30	059-579716

TASK ACOUSTIC HALF ROUND

TYPE	L·W·H (mm)	ORDER CODE
1200 inlay TASK S CURVE**	1155·573·30	059-579746

TASK ACOUSTIC HALF SQUARE

TYPE	L·W·H (mm)	ORDER CODE
1200 panel only*	1155·573·30	059-579626
1200 inlay TASK S LINEAR**	1155·573·30	059-579726
1200 inlay TASK S CORNER**	1155·573·30	059-579726

* order mounting accessories separately

** no mounting accessories needed

INLAY FOR TASK S SYSTEM

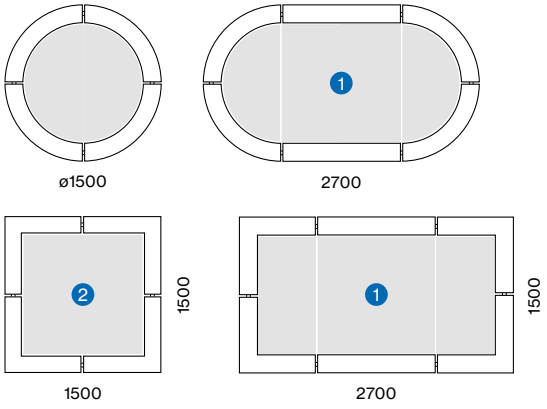

Mounting accessories

SURFACE MOUNTING SET

TYPE	ORDER CODE
mounting set small (only 600)	059-579513 0
mounting set large	059-579514 0

SUSPENSION SET 1500 mm

TYPE	ORDER CODE
round	059-579531 0
square / half square	059-579532 0

back



Quickinfo

3000 K, 4000 K
CRI ≥ 80
L90 @ 50 000 h
up to ↧ 2150 / ↥ 4100 lm
non DIM, DALI-2 / CLO
microprismatic (UGR ≤ 16)

Type

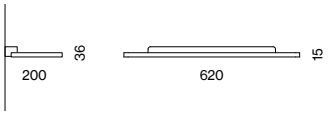

Colours

Light distribution

direct
indirect

Description

EN Rectangular housing made of aluminium with rounded edges; ultra low-profile design (only 15 mm); modern shape in an elegant design for high demands; surface white or black powder coated; direct light distribution by LGP body (Light Guiding Prism); side coupled light directed downwards by laser engraving; light control via highly reflective reflector material; indirect component with special PCBs with asymetrical light distribution; for optimum ceiling illumination; microprismatic PMMA cover; completely homogeneous illumination; UGR ≤ 16; energy-efficient LEDs with very good colour rendering; binning initial ≤ 3 MacAdam; available in the light colours 3000 K and 4000 K; CRI ≥ 80; min. 90 % of the luminous flux after 50 000 hours; degree of protection IP 20; PC I; photobiological safety according to IEC 62471 risk group 0; optionally non-dimmable or DALI-2 control with CLO function

DE Rechteckiger Leuchtenkörper aus Aluminium mit abgerundeten Kanten; extrem flache Bauform (nur 15 mm); moderne Formensprache im edlen Design für höchste Ansprüche; Oberfläche weiß oder schwarz pulverbeschichtet; direkte Lichtverteilung durch LGP-Body (Light-Guiding-Prism); seitlich eingekoppeltes Licht durch Lasergravur nach unten gelenkt; Lichtlenkung mittels hochreflektierenden Reflektormaterials; Indirektlichtanteil mit eigenen Platinen mit asymmetrischer Lichtverteilung; für optimale Deckenaufhellung; mikroprismatische PMMA-Abdeckung; absolut homogene Ausleuchtung; UGR ≤ 16; energieeffiziente LEDs mit sehr guter Farbwiedergabe; Binning initial ≤ 3 MacAdam; lieferbar in den Lichtfarben 3000 K und 4000 K; CRI ≥ 80; min. 90 % des Lichtstromes nach 50 000 h Lebensdauer; Schutzart IP 20; SK I; photobiologische Sicherheit gemäß IEC 62471 Risikogruppe 0; wahlweise nicht dimmbar oder DALI-2 Steuerung mit CLO-Funktion

TASK

wall

Order options

COLOUR TEMPERATURE

3000 K	5
4000 K	6

CONTROL

non DIM	1
DALI-2 / CLO	3

MATERIAL COLOUR

white	7
black	8

7 8

LIGHT OPTIC COVER

microprismatic (UGR ≤ 16)

Options on request

COLOUR RENDERING INDEX

CRI ≥ 90



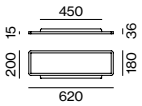

TASK wall

UGR ≤ 16 | DALI 1 ADDR. | 220-240V

DIRECT / INDIRECT POWER

SYSTEM POWER	COLOUR TEMP.	LUMINOUS FLUX	ORDER CODE
47 W	3000 K	↧ 2030 / ↥ 3870 lm	0 5 9 - 2 0 3 2 :: ◇ ◪ Z
	4000 K	↧ 2150 / ↥ 4100 lm	

LIGHT DISTRIBUTION

microprismatic

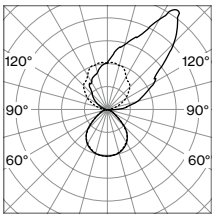

Technical data

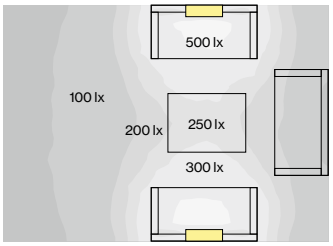



TASK wall
47 W, 4000 K, direct / indirect power

ROOM VALUES

Room dimensions	5.4 × 4.0 × 2.8 m
Reflection factor	0.7 | 0.5 | 0.2
Maintenance factor	0.8
Mounting height	2.25 m

CALCULATION SURFACE

Surface dimensions	Floor
Surface height	0 m

GLARE EVALUATION

Table Classification X=4H | Y=8H | S=0.25H

UGR transversal	≤ 19
UGR axial	≤ 19

back



Description

EN Free standing luminaire with rectangular luminaire head made of aluminium and rounded edges; ultra low-profile design (only 15 mm); rectangular downpipe; pedestal with recess for table base; surface powder coated in white, grey or black; available in special colours; direct/indirect light distribution by LGP body (Light Guiding Prism); side coupled light, directed up and down by laser engraving; optional: indirect component with special PCBs for increased luminous flux; optional: indirect component with special, inclined PCBs for asymmetric radiation characteristic; microprismatic PMMA cover; completely homogeneous illumination; workplace light suitable for VDUs according to DIN EN 12464-1 (UGR ≤ 19); energy-efficient LEDs with very good colour rendering; binning initial ≤ 3 MacAdam; available in the light colours 3000 K and 4000 K; CRI ≥ 80; min. 90 % of the luminous flux after 50 000 hours; degree of protection IP 20; PC I; photobiological safety according to IEC 62471 risk group 0; switch installed in the downpipe; easy control through touch DIM in the downpipe or with integrated infrared presence and brightness sensor; presence sensor detection range ø 4.5 m on the floor; incl. connection cable (3 m) with safety plug

DE Stehleuchte mit rechteckigem Leuchtenkopf aus Aluminium und abgerundeten Kanten; extrem flache Bauform (nur 15 mm); Standrohr rechteckig; Standfuß mit Ausnehmung für Tischfuß; Oberfläche weiß, grau oder schwarz pulverbeschichtet; wahlweise in Spezialfarben; direkt/indirekte Lichtverteilung durch LGP-Body (Light-Guiding-Prism); seitlich eingekoppeltes Licht durch Lasergravur nach oben und unten gelenkt; optional: Indirektlichtanteil mit eigenen Platinen für erhöhten Lichtstrom; optional: Indirektlichtanteil mit eigenen, schräg gerichteten Platinen für asymmetrische Abstrahlcharakteristik; mikroprismatische PMMA-Abdeckung; absolut homogene Ausleuchtung; bildschirmtaugliche Arbeitsplatzleuchte nach DIN EN 12464-1 (UGR ≤ 19); energieeffiziente LEDs mit sehr guter Farbwiedergabe; Binning initial ≤ 3 MacAdam; lieferbar in den Lichtfarben 3000 K und 4000 K; CRI ≥ 80; min. 90 % des Lichtstromes nach 50 000 h Lebensdauer; Schutzart IP 20; SK I; photobiologische Sicherheit gemäß IEC 62471 Risikogruppe 0; Schalter im Standrohr verbaut; einfache Regelung durch Touch-DIM im Standrohr oder mit integriertem Infrarot Anwesenheits- und Helligkeitssensor; Anwesenheitssensor-Erfassungsbereich ø 4,5 m am Fußboden; inkl. Anschlussleitung (3 m) mit Schutzkontaktstecker

TASK

free standing

Quickinfo

3000 K, 4000 K
CRI ≥ 80
L90 @ 50 000 h
UGR ≤ 19 / 65° ≤ 3000 cd/m²
up to ↧ 2250 / ↥ 9960 lm
touch DIM on pole
daylight & movement sensor
microprismatic (UGR ≤ 19)

Type

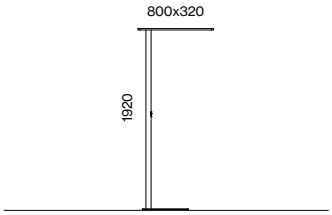

Colours



standard



xal.com/colours

Light distribution



direct
indirect

IOT ready

reddot award 2015
winner

Order options

COLOUR TEMPERATURE

3000 K	5
4000 K	6

CONTROL

touch DIM on pole	5
daylight & movement sensor	7

MATERIAL COLOUR

white	7
grey	6
black	8
special colours xal.com/colours	X

7 6 8

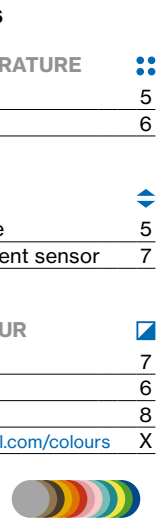

LIGHT OPTIC COVER

microprismatic (UGR ≤ 19)

Options on request

COLOUR TEMPERATURE

TW (2700–6500 K) indirect

COLOUR RENDERING INDEX

CRI ≥ 90
CRI ≥ 98 XPECTRUM

CONTROL

cluster network DIM
dynamic daylight control (BPI)
Zigbee 3.0

MOUNTING

table system

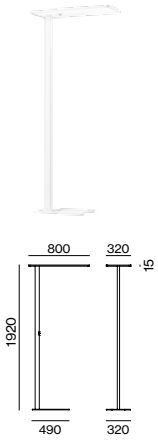

TASK free standing

UGR ≤ 19 | 220-240V

DIRECT / INDIRECT SOFT

SYSTEM POWER	COLOUR TEMP.	LUMINOUS FLUX	ORDER CODE
73 W	3000 K	↧4510 / ↥3680 lm	059-2943 :: ⇳ ◪ Z
	4000 K	↧4780 / ↥3890 lm	

UGR ≤ 13 | cd/m² ≤ 3000 | 220-240V

DIRECT / INDIRECT POWER

SYSTEM POWER	COLOUR TEMP.	LUMINOUS FLUX	ORDER CODE
82 W	3000 K	↧2680 / ↥8180 lm	059-2942 :: ⇳ ◪ Z
	4000 K	↧2830 / ↥8660 lm	

UGR ≤ 10 | cd/m² ≤ 3000 | 220-240V

DIRECT / INDIRECT ASYMMETRIC POWER

SYSTEM POWER	COLOUR TEMP.	LUMINOUS FLUX	ORDER CODE
98 W	3000 K	↧2130 / ↥9300 lm	059-2941 :: ⇳ ◪ Z
	4000 K	↧2250 / ↥9960 lm	

LIGHT DISTRIBUTION

microprismatic

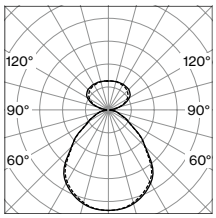

direct / indirect soft

microprismatic

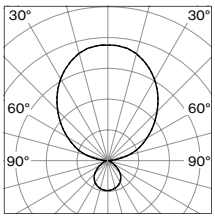

direct / indirect power

microprismatic

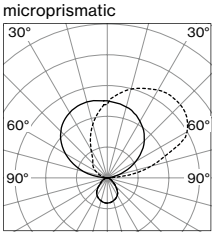

direct / indirect asym. power

back



Description

EN Free standing luminaire with square luminaire head made of aluminium and rounded edges; ultra low-profile design (only 15 mm); steel round downpipe; pedestal with recess for table base; surface powder coated in white, grey or black; available in special colours; direct light distribution by LGP body (Light Guiding Prism); side coupled light directed downwards by laser engraving; indirect component with special PCBs for increased luminous flux and maximum ceiling illumination; microprismatic PMMA cover; completely homogeneous illumination; workplace light suitable for VDUs according to DIN EN 12464-1 (UGR ≤ 19); energy-efficient LEDs with very good colour rendering; binning initial ≤ 3 MacAdam; available in the light colours 3000 K and 4000 K; CRI ≥ 80; min. 90 % of the luminous flux after 50 000 hours; degree of protection IP 20; PC I; photobiological safety according to IEC 62471 risk group 0; switch installed in the downpipe; easy control through touch-DIM on pole or with integrated infrared presence and brightness sensor; presence sensor detection range ø4.5m on the floor; incl. connection cable (3 m) with safety plug

DE Stehleuchte mit quadratischem Leuchtenkopf aus Aluminium und abgerundeten Kanten; extrem flache Bauform (nur 15 mm); Stahlrohr rund; Standfuß mit Ausnehmung für Tischfuß; Oberfläche weiß, grau oder schwarz pulverbeschichtet; wahlweise in Spezialfarben; direkte Lichtverteilung durch LGP-Body (Light-Guiding-Prism); seitlich eingekoppeltes Licht durch Lasergravur nach unten gelenkt; Indirektlichtanteil mit eigenen Platinen für erhöhten Lichtstrom und maximale Deckenaufhellung; mikroprismatische PMMA-Abdeckung; absolut homogene Ausleuchtung; bildschirmtaugliche Arbeitsplatzleuchte nach DIN EN 12464-1 (UGR ≤ 19); energieeffiziente LEDs mit sehr guter Farbwiedergabe; Binning initial ≤ 3 MacAdam; lieferbar in den Lichtfarben 3000 K und 4000 K; CRI ≥ 80; min. 90 % des Lichtstromes nach 50 000 h Lebensdauer; Schutzart IP 20; SK I; photobiologische Sicherheit gemäß IEC 62471 Risikogruppe 0; Schalter im Standrohr verbaut; einfache Regelung durch Touch-DIM am Standrohr oder mit integriertem Infrarot Anwesenheits- und Helligkeitssensor; Anwesenheitssensor-Erfassungsbereich ø4,5 m am Fußboden; inkl. Anschlussleitung (3 m) mit Schutzkontaktstecker

TASK square
free standing

Quickinfo

3000 K, 4000 K
CRI ≥ 80
L90 @ 50 000 h
UGR ≤ 19 / 65° ≤ 3000 cd/m²
up to ↧ 2720 / ↥ 11700 lm
touch DIM on pole
daylight & movement sensor
microprismatic (UGR ≤ 19)

Type

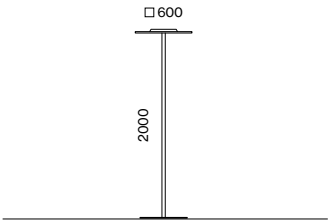

Colours



standard



xal.com/colours

Light distribution



direct
indirect

IOT ready

Order options

COLOUR TEMPERATURE

3000 K	5
4000 K	6

CONTROL

touch DIM on pole	5
daylight & movement sensor	7

MATERIAL COLOUR

white	7
grey	6
black	8
special colours xal.com/colours	X

7 6 8



LIGHT OPTIC COVER

microprismatic (UGR ≤ 19)

Options on request

COLOUR RENDERING INDEX

CRI ≥ 90

CRI ≥ 98 XPECTRUM

CONTROL

dynamic daylight control



TASK square free standing

UGR ≤19 | cd/m² ≤3000 | 220-240V

DIRECT / INDIRECT POWER

SYSTEM POWER	COLOUR TEMP.	LUMINOUS FLUX	ORDER CODE
94 W	3000 K	↧2570 / ↥11100 lm	059-2932 Z
	4000 K	↧2720 / ↥11700 lm	

LIGHT DISTRIBUTION

microprismatic

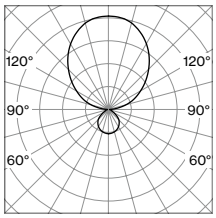

direct / indirect power

Technical data

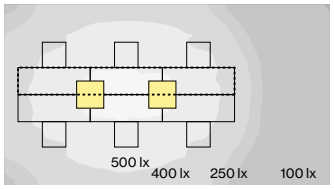



TASK square free standing
94 W, 4000 K, direct / indirect power

ROOM VALUES

Room dimensions	7.2 × 4 × 2.8 m
Reflection factor	0.7 | 0.5 | 0.2
Maintenance factor	0.8

CALCULATION SURFACE

Surface dimensions	4.8 × 0.6 m
Surface height	0.75 m
Average illuminance (E_m)	> 500 lx

GLARE EVALUATION

Table Classification X=4H | Y=8H | S=0.25H

UGR transversal	≤19
UGR axial	≤19

65° ≤ 3000 cd/m²

back



Quickinfo

3000 K, 4000 K
CRI ≥ 80
L90 @ 50 000 h
up to 1090 lm
DIM via optical sensor (10 – 100 %)
movement sensor
opal

Type

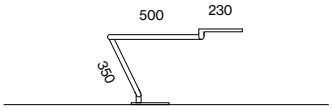

Colours

Light distribution

direct

Description

EN Desk lamp in puristic design with high functionality; lamp head 360° rotatable and ± 15° tiltable; surface powder coated in white or black; direct light distribution by LGP body (Light Guiding Prism); side coupled light directed downwards by laser engraving; opal PMMA cover; completely homogeneous illumination; energy-efficient LEDs with very good colour rendering; binning initial ≤ 3 MacAdam; available in the light colours 3000 K and 4000 K; CRI ≥ 80; min. 90 % of the luminous flux after 50 000 hours; degree of protection IP 20; PC II; photobiological safety according to IEC 62471 risk group 0; continuously adjustable dimming via optical sensor (10 – 100 % analog); integrated USB charging socket for charging of a smart device; version with presence detector; mounting possible on base plate, table clamps or wall

DE Schreibtischleuchte in puristischem Design und hoher Funktionalität; Leuchtenkopf 360° dreh- und ± 15° schwenkbar; Oberfläche weiß oder schwarz pulverbeschichtet; direkte Lichtverteilung durch LGP-Body (Light-Guiding-Prism); seitlich eingekoppeltes Licht durch Lasergravur nach unten gelenkt; opale PMMA-Abdeckung; absolut homogene Ausleuchtung; energieeffiziente LEDs mit sehr guter Farbwiedergabe; Binning initial ≤ 3 MacAdam; lieferbar in den Lichtfarben 3000 K und 4000 K; CRI ≥ 80; min. 90 % des Lichtstromes nach 50 000 h Lebensdauer; Schutzart IP 20; SK II; photobiologische Sicherheit gemäß IEC 62471 Risikogruppe 0; stufenloses Dimmen via optischem Sensor (10 – 100 % analog); integrierte USB-Ladebuchse zum Aufladen eines Smart Devices; Ausführung mit Präsenzmelder; Montage wahlweise auf Fußplatte, Tischklemmen oder Wand möglich

TASK

table

Order options

COLOUR TEMPERATURE

3000 K	5
4000 K	6

MATERIAL COLOUR

white	7
black	8

7 8

LIGHT OPTIC COVER

opal

Options on request

COLOUR RENDERING INDEX

CRI ≥ 90

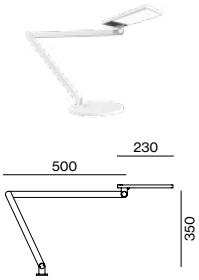

TASK table

DIM 10-100% · MOVE sensor · USB connector

DIRECT

SYSTEM POWER	COLOUR TEMP.	LUMINOUS FLUX	ORDER CODE
11 W	3000 K	1030 lm	059-2811 :: 7 ◪ O
	4000 K	1090 lm	

LIGHT DISTRIBUTION

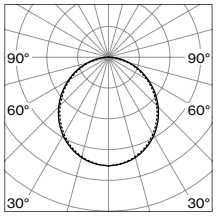

direct

Accessories

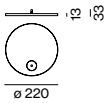

BASE PLATE

TYPE	Ø·H (mm)	ORDER CODE
base plate	ø220·13	059-289111 ◪



TABLE CLAMP FOR HOLE ø68 mm, 10–30 mm range

TYPE	Ø·H (mm)	ORDER CODE
table clamp	ø75·77–88	059-289211 ◪



TABLE CLAMP, 0–60 mm range

TYPE	L·W·H (mm)	ORDER CODE
table clamp	60·46·144–204	059-289221 ◪



WALL FASTENING

TYPE	L·W·H (mm)	ORDER CODE
wall fastening	60·46·80	059-289311 ◪

Effectiveness at work



VILO

EN A classic office luminaire that meets all requirements without being obtrusive. VILO convinces through its fantastic simple, rectangular shape. It can come with rounded corners or angular design. Thanks to its microprismatic cover, it provides excellent workplace lighting, delivers optimum glare control of UGR ≤ 19, and is suitable for single and double workstations. The discreet indirect light distribution creates a pleasant, homogeneous ceiling illumination. An optional daylight and movement sensor automatically adjusts the lighting to the ambient brightness in the office.

DE Eine klassische Büroleuchte, die alle Anforderungen erfüllt, ohne sich aufzudrängen: VILO überzeugt durch ein schlichtes, rechteckiges Design – wahlweise in kantiger Ausführung oder mit abgerundeten Ecken. Dank mikroprismatischer Abdeckung schafft sie exzellentes Arbeitsplatzlicht, entblendet optimal gemäß UGR ≤ 19 und ist für Einzel- und Doppelplätze geeignet. Zusätzlich erzeugt die dezente Indirektlicht-Abstrahlung eine angenehme, homogene Deckenaufhellung. Durch einen optionalen Bewegungs- und Tageslichtsensor passt sich die Beleuchtung automatisch der Umgebungshelligkeit im Büro an.

Types

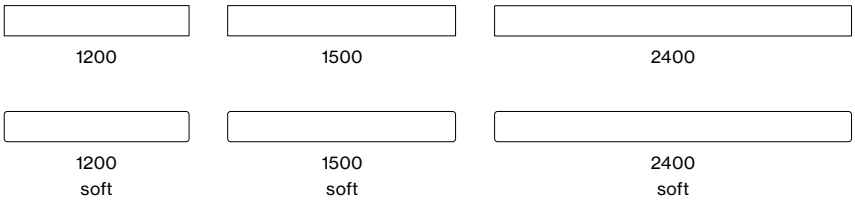

Mounting



suspended

Light distributions

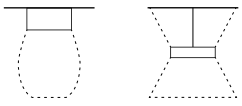

microprismatic (UGR ≤ 19)

direct / indirect



Description

EN Rectangular luminaire housing in aluminium; choice of angular design or with rounded edges; flat design luminaire housing; surface white powder coated; suspended luminaire with 1500 mm cable suspension; with integrated tool-less suspension height adjustment; incl. transparent feed; direct/indirect light distribution; side coupled light, directed up and down; light control via a specially made indirect diffuser; microprismatic PMMA cover; homogeneous illumination; same luminance for all size versions; UGR ≤ 19; energy-efficient LEDs with very good colour rendering; binning initial ≤ 3 MacAdam; available in the light colours 3000 K and 4000 K; CRI ≥ 80; min. 90 % of the luminous flux after 50 000 hours; canopy with 2 cable openings and plug-in terminal for through wiring; degree of protection IP 20; PC I; photobiological safety according to IEC 62471 risk group 0; optionally non-dimmable, DALI-2 control or dimmable with integrated infrared presence and brightness sensor

DE Rechteckiger Leuchtenkörper aus Aluminium; wahlweise kantige Ausführung oder mit abgerundeten Kanten; flache Bauform; Oberfläche weiß pulverbeschichtet; Pendelleuchte mit 1500 mm Seilabhängung; werkzeuglose Höhenverstellung an der Leuchte; inkl. transparenter Einspeiseleitung; direkt/indirekte Lichtverteilung; seitlich eingekoppeltes Licht nach oben und unten gelenkt; Lichtlenkung mittels speziell gefertigter indirekter Abdeckung; mikroprismatische PMMA-Abdeckung; homogene Ausleuchtung; gleiche Leuchtdichte bei allen Größenvarianten; UGR ≤ 19; energieeffiziente LEDs mit sehr guter Farbwiedergabe; Binning initial ≤ 3 MacAdam; lieferbar in den Lichtfarben 3000 K und 4000 K; CRI ≥ 80; min. 90 % des Lichtstromes nach 50 000 h Lebensdauer; Baldachin mit 2 Kabelöffnungen und Steckklemme für Durchgangsverdrahtung; Schutzart IP 20; SK I; photobiologische Sicherheit gemäß IEC 62471 Risikogruppe 0; wahlweise nicht dimmbar, DALI-2 Steuerung oder dimmbar mit integriertem Infrarot Anwesenheits- und Helligkeitssensor

VILO

suspended

Quickinfo

3000 K, 4000 K
CRI ≥ 80
L90 @ 50 000 h
L 1222 up to ↧ 2700 / ↥ 3070 lm
L 1507 up to ↧ 3370 / ↥ 3840 lm
L 2360 up to ↧ 5380 / ↥ 6120 lm
non DIM, DALI-2
daylight & movement sensor
microprismatic (UGR ≤ 19)

Types

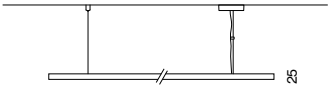

VILO

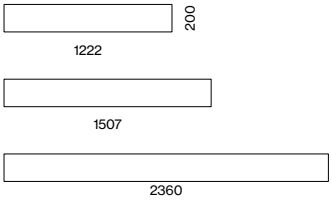

VILO soft

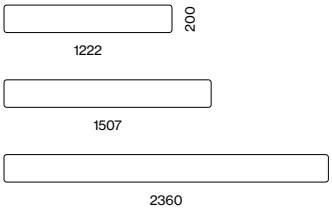

Colour

Light distribution



IOT ready

Order options

COLOUR TEMPERATURE

3000 K	5
4000 K	6

CONTROL

non DIM	1
DALI-2	3
daylight & movement sensor	7

MATERIAL COLOUR

white

LIGHT OPTIC COVER

microprismatic (UGR ≤ 19)

Options on request

COLOUR RENDERING INDEX

CRI ≥ 90

SYSTEM SOLUTION

linear connector, etc.



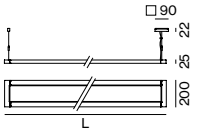

VILO suspended

UGR ≤ 19 | DALI 1 ADDR. | 220-240 V

DIRECT / INDIRECT

SYS. POWER	COLOUR TEMP.	LUM. FLUX	L (mm)	ORDER CODE
38 W	3000 K	↧2550 / ↥2900 lm	1222	074-0244 ⁘ ⇕ 7P
	4000 K	↧2700 / ↥3070 lm		
48 W	3000 K	↧3180 / ↥3630 lm	1507	074-0245 ⁘ ⇕ 7P
	4000 K	↧3370 / ↥3840 lm		
76 W	3000 K	↧5100 / ↥5800 lm	2360	074-0248 ⁘ ⇕ 7P
	4000 K	↧5380 / ↥6120 lm		



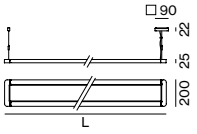

VILO soft suspended

UGR ≤ 19 | DALI 1 ADDR. | 220-240 V

DIRECT / INDIRECT

SYS. POWER	COLOUR TEMP.	LUM. FLUX	L (mm)	ORDER CODE
38 W	3000 K	↧2550 / ↥2900 lm	1222	074-1244 ⁘ ⇕ 7P
	4000 K	↧2700 / ↥3070 lm		
48 W	3000 K	↧3180 / ↥3630 lm	1507	074-1245 ⁘ ⇕ 7P
	4000 K	↧3370 / ↥3840 lm		
76 W	3000 K	↧5100 / ↥5800 lm	2360	074-1248 ⁘ ⇕ 7P
	4000 K	↧5380 / ↥6120 lm		

LIGHT DISTRIBUTION

microprismatic

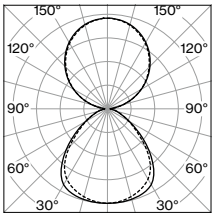

direct / indirect

Technical data

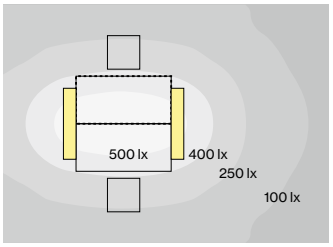



VILO suspended, 38 W, 4000 K, direct / indirect

ROOM VALUES

Room dimensions	5.4 × 4 × 2.8 m
Reflection factor	0.7 | 0.5 | 0.2
Maintenance factor	0.8
Suspension height	2.25 m

CALCULATION SURFACE

Surface dimensions	1.6 × 0.8 m
Surface height	0.75 m
Average illuminance (E_m)	> 500 lx
Uniformity (U_0)	> 0.6

GLARE EVALUATION

Table Classification X=4H | Y=8H | S=0.25H

UGR transversal	< 16
UGR axial	< 16

The square difference

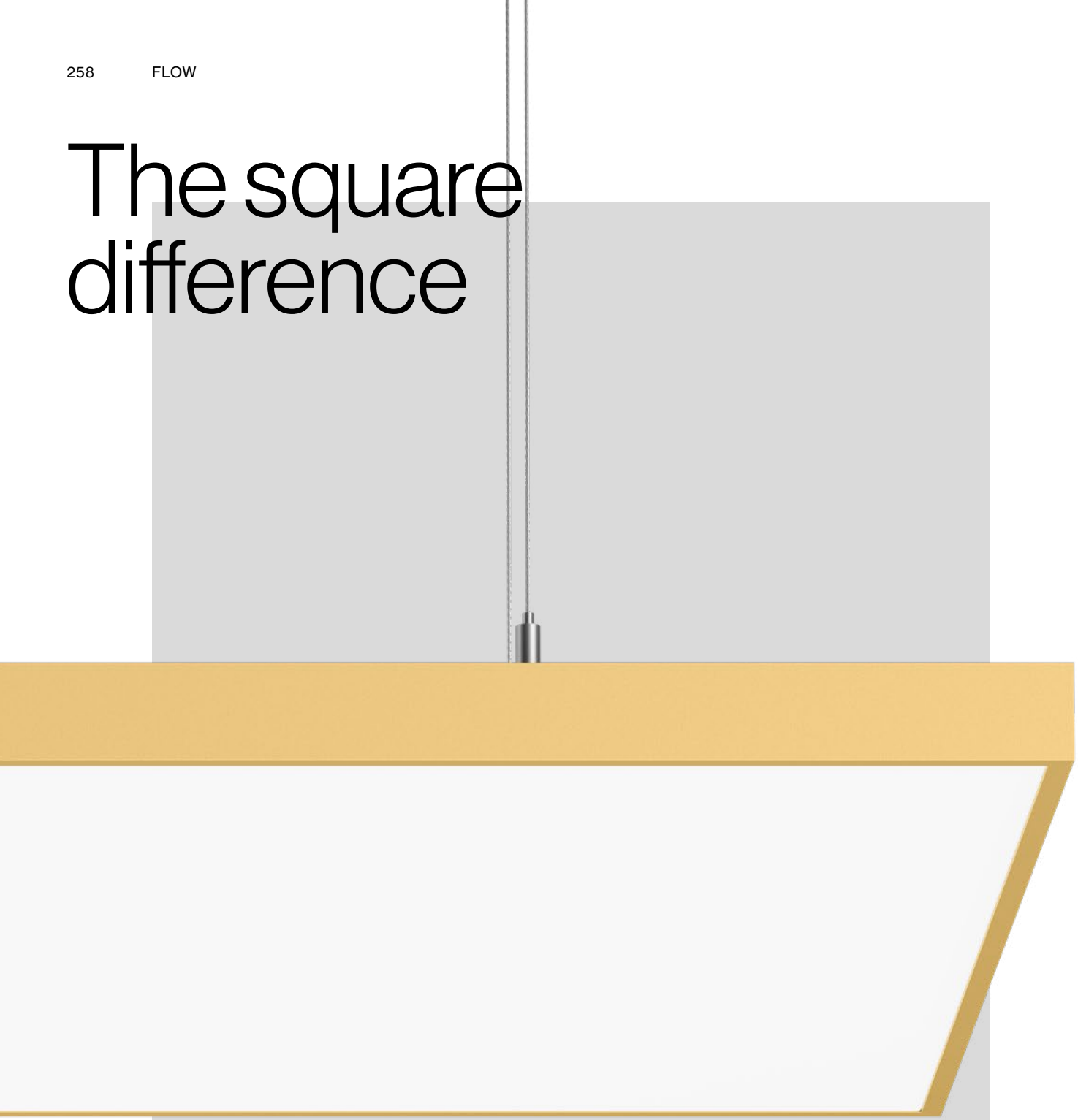

FLOW

EN FLOW is ideal for providing light in its pure form. FLOW, whether mounted on the wall or ceiling, or in its suspended variant, has a clean design and flat dimensions. Depending on the desired lighting mood, the IP 40-protected luminaire is available at 3000 K or 4000 K. An opal cover creates a uniform and pleasant light. FLOW's suspended version delivers great ceiling lighting thanks to the additional indirect light component. The surface-mounted luminaire is installed quickly and without tools via a mounting plate.

DE Wo Licht in seiner puren Form gewünscht ist, liefert FLOW die optimale Lösung. Sowohl an Wand oder Decke montiert als auch in ihrer abgehängten Variante nimmt sich FLOW durch ihr schlichtes Erscheinungsbild und ihre flachen Abmessungen zurück. Je nach gewünschter Lichtstimmung ist die IP 40-geschützte Leuchte in 3000 K oder 4000 K erhältlich, ein Opal-Cover schafft gleichförmiges und angenehmes Licht. In abgehängter Version gelingt FLOW dank des zusätzlichen Indirektlichtanteils eine wirkungsvolle Deckenaufhellung. Die Installation der Anbauleuchte erfolgt einfach und werkzeuglos über eine Montageplatte.

Types

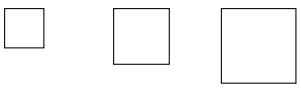

320 450 600

Mountings



surface suspended

Light distributions

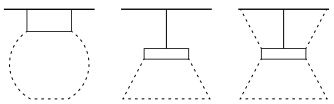

opal direct direct / indirect

back

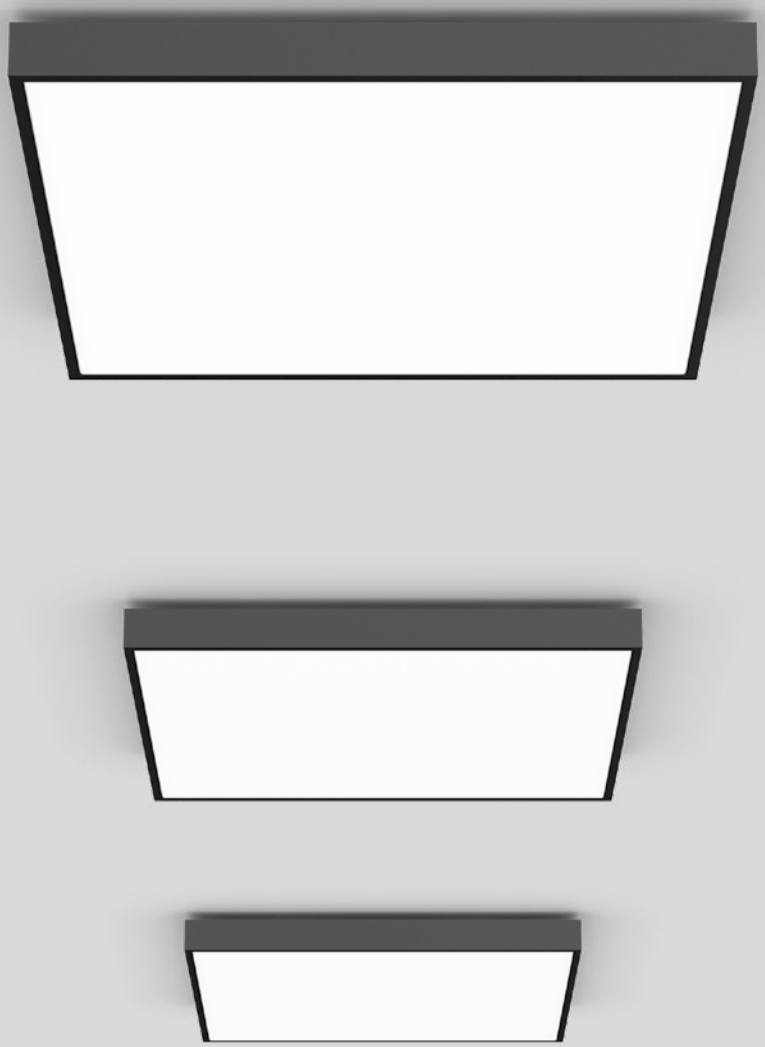

Quickinfo

3000 K, 4000 K
CRI ≥ 80
L90 @ 50 000 h
□ 311 up to 2120 lm
□ 441 up to 3440 lm
□ 591 up to 6420 lm
non DIM, DALI-2 / CLO
opal high performance
IP 40

Types

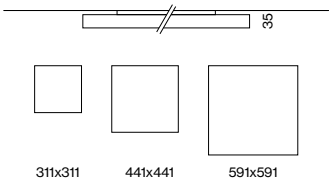

Colours



standard xal.com/colours

Light distribution



direct

Description

EN Square aluminium luminaire housing, flat design (luminaire housing 35 mm); surface powder coated in white, grey, black or gold; available in special colours; suitable for wall or ceiling mounting, luminaire housing set 11mm away from wall or ceiling; convenient quick mounting system without tools; direct light distribution by LGP body (Light Guiding Prism); side coupled light directed downwards by laser engraving; light control via highly reflective reflector material; completely homogeneously illuminated, satinised PMMA cover; same luminance for all size versions; energy-efficient LEDs with very good colour rendering; binning initial ≤ 3 MacAdam; available in the light colours 3000 K and 4000 K; CRI ≥ 80; min. 90 % of the luminous flux after 50 000 hours; luminaire with 2 cable openings and plug-in terminals for through wiring; degree of protection IP 40; PC I; photobiological safety according to IEC 62471 risk group 0; optionally non-dimmable or DALI-2 control with CLO function

DE Quadratischer Leuchtenkörper aus Aluminium, flache Bauform (Leuchtenkörper 35 mm); Oberfläche weiß, grau, schwarz oder gold pulverbeschichtet; wahlweise in Spezialfarben; geeignet für Wand- oder Deckenmontage, Leuchtenkörper 11mm von Wand bzw. Decke abgesetzt; komfortables, werkzeugloses Schnellmontagesystem; direkte Lichtverteilung durch LGP-Body (Light-Guiding-Prism); seitlich eingekoppeltes Licht durch Lasergravur nach unten gelenkt; Lichtlenkung mittels hochreflektierenden Reflektormaterials; absolut homogen ausgeleuchtete, satinierte PMMA-Abdeckung; gleiche Leuchtdichte bei allen Größenvarianten; energieeffiziente LEDs mit sehr guter Farbwiedergabe; Binning initial ≤ 3 MacAdam; lieferbar in den Lichtfarben 3000 K und 4000 K; CRI ≥ 80; min. 90 % des Lichtstromes nach 50 000 h Lebensdauer; Leuchte mit 2 Kabelöffnungen und Steckklemme für Durchgangsverdrahtung; Schutzart IP 40; SK I; photobiologische Sicherheit gemäß IEC 62471 Risikogruppe 0; wahlweise nicht dimmbar oder DALI-2 Steuerung mit CLO-Funktion

FLOW

surface

Order options

COLOUR TEMPERATURE

3000 K	5
4000 K	6

CONTROL

non DIM	1
DALI-2 / CLO	3

MATERIAL COLOUR

white	7
grey	G
black	8
gold	9
special colours xal.com/colours	X



LIGHT OPTIC COVER

opal

Options on request

COLOUR RENDERING INDEX

CRI ≥ 90

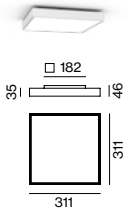

FLOW 320 surface

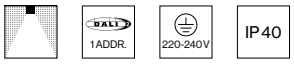

DIRECT

SYSTEM POWER	COLOUR TEMP.	LUMINOUS FLUX	ORDER CODE
15 W	3000 K	2000 lm	073-0131
	4000 K	2120 lm	

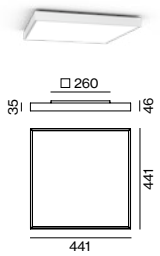

FLOW 450 surface



DIRECT

SYSTEM POWER	COLOUR TEMP.	LUMINOUS FLUX	ORDER CODE
24 W	3000 K	3250 lm	073-0141
	4000 K	3440 lm	

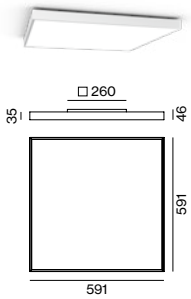

FLOW 600 surface

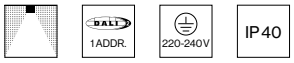

DIRECT

SYSTEM POWER	COLOUR TEMP.	LUMINOUS FLUX	ORDER CODE
44 W	3000 K	6060 lm	073-0151
	4000 K	6420 lm	

LIGHT DISTRIBUTION

opal

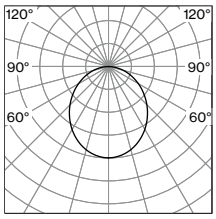

direct

Accessories

TYPE	ORDER CODE
dismounting tool	073-0100000

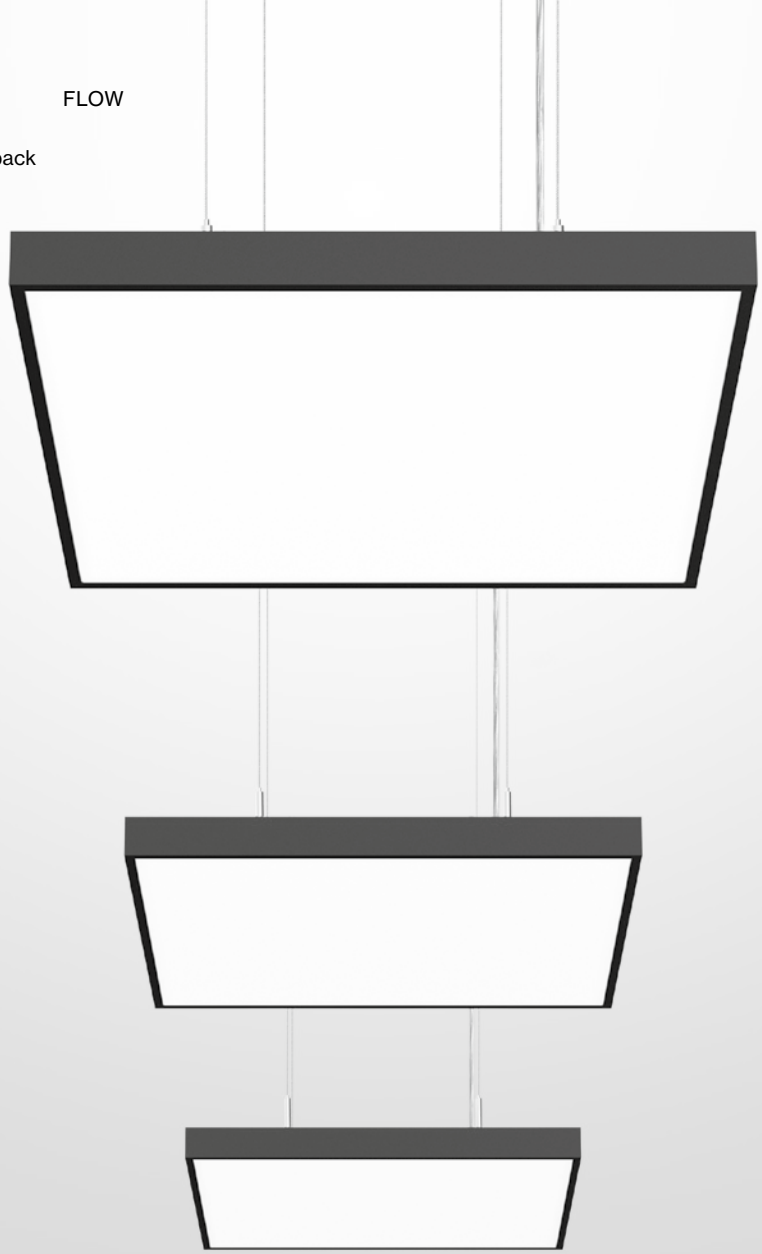

Description

EN Square aluminium luminaire housing, flat design (luminaire housing 35 mm); surface powder coated in white, grey, black or gold; available in special colours; suspended luminaire with 1500 mm cable suspension; with integrated tool-less suspension height adjustment; incl. transparent feed; direct light distribution by LGP body (Light Guiding Prism); side coupled light directed downwards by laser engraving; light control via highly reflective reflector material; optionally: Indirect light ratio with special circuit boards for additional emphasis of the ceiling and more visual comfort; completely homogeneously illuminated, satinised PMMA cover; same luminance for all size versions; energy-efficient LEDs with very good colour rendering; binning initial ≤ 3 MacAdam; available in the light colours 3000 K and 4000 K; CRI ≥ 80; min. 90 % of the luminous flux after 50 000 hours; canopy with 2 cable openings and plug-in terminal for through wiring; degree of protection IP 40; PC I; photobiological safety according to IEC 62471 risk group 0; optionally non-dimmable or DALI-2 control with CLO function

DE Quadratischer Leuchtenkörper aus Aluminium, flache Bauform (Leuchtenkörper 35 mm); Oberfläche weiß, grau, schwarz oder gold pulverbeschichtet; wahlweise in Spezialfarben; Pendelleuchte mit 1500 mm Seilabhängung; werkzeuglose Höhenverstellung an der Leuchte; inkl. transparenter Einspeiseleitung; direkte Lichtverteilung durch LGP-Body (Light-Guiding-Prism); seitlich eingekoppeltes Licht durch Lasergravur nach unten gelenkt; Lichtlenkung mittels hochreflektierenden Reflektormaterials; optional: Indirektlichtanteil mit eigenen Platinen für zusätzliche Akzentuierung der Decke und mehr Sehkomfort; absolut homogen ausgeleuchtete, satinierte PMMA-Abdeckung; gleiche Leuchtdichte bei allen Größenvarianten; energieeffiziente LEDs mit sehr guter Farbwiedergabe; Binning initial ≤ 3 MacAdam; lieferbar in den Lichtfarben 3000 K und 4000 K; CRI ≥ 80; min. 90 % des Lichtstromes nach 50 000 h Lebensdauer; Baldachin mit 2 Kabelöffnungen und Steckklemme für Durchgangsverdrahtung; Schutzart IP 40; SK I; photobiologische Sicherheit gemäß IEC 62471 Risikogruppe 0; wahlweise nicht dimmbar oder DALI-2 Steuerung mit CLO-Funktion

FLOW

suspended

Quickinfo

3000 K, 4000 K
CRI ≥ 80
L90 @ 50 000 h
□ 441 up to ↧ 3440 / ↥ 1690 lm
□ 591 up to ↧ 6420 / ↥ 1810 lm
non DIM, DALI-2 / CLO
opal high performance
IP 40

Types

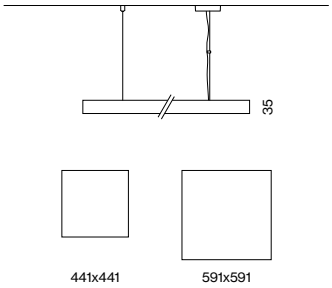

Colours



standard xal.com/colours

Light distributions



direct direct indirect

Order options

COLOUR TEMPERATURE

3000 K	5
4000 K	6

CONTROL

non DIM	1
DALI-2 / CLO	3

MATERIAL COLOUR

white	7
grey	G
black	8
gold*	9
special colours* xal.com/colours	X

*canopy always in white

7 G 8 9

LIGHT OPTIC COVER

opal

Options on request

COLOUR RENDERING INDEX

CRI ≥ 90



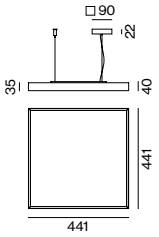

FLOW 450 suspended

1 ADDR. 220-240V IP40

DIRECT

SYSTEM POWER	COLOUR TEMP.	LUMINOUS FLUX	ORDER CODE
24 W	3000 K	3250 lm	0 7 3 - 0 2 4 1 O
	4000 K	3440 lm	

1 ADDR. 220-240V IP40

DIRECT / INDIRECT

SYSTEM POWER	COLOUR TEMP.	LUMINOUS FLUX	ORDER CODE
36 W	3000 K	↧ 3250 / ↥ 1600 lm	0 7 3 - 0 2 4 4 O
	4000 K	↧ 3440 / ↥ 1690 lm	

LIGHT DISTRIBUTION

opal

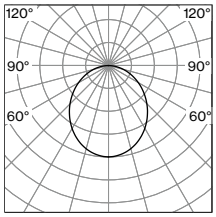

direct

opal

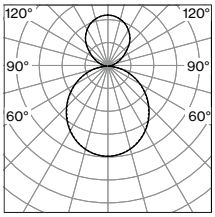

direct / indirect



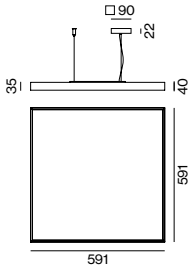

FLOW 600 suspended

1 ADDR. 220-240V IP40

DIRECT

SYSTEM POWER	COLOUR TEMP.	LUMINOUS FLUX	ORDER CODE
44 W	3000 K	6060 lm	0 7 3 - 0 2 5 1 O
	4000 K	6420 lm	

1 ADDR. 220-240V IP40

DIRECT / INDIRECT

SYSTEM POWER	COLOUR TEMP.	LUMINOUS FLUX	ORDER CODE
56 W	3000 K	↧ 6060 / ↥ 1710 lm	0 7 3 - 0 2 5 4 O
	4000 K	↧ 6420 / ↥ 1810 lm	

LIGHT DISTRIBUTION

opal

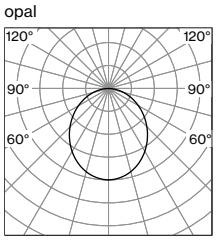

direct

opal

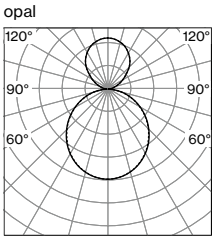

direct / indirect

Excellence in shape



GEAR 3

EN GEAR 3's Y-shape design is a versatile eye-catcher. It is ideal for decorative use with excellent, homogeneous illumination thanks to its opal cover. The variant with direct and indirect beam characteristics creates further ceiling illumination. Depending on your design preferences, GEAR 3 is available with cable or rod suspension. Choose between 3000 K or 4000 K light colours.

DE Ein Eyecatcher mit vielen Fähigkeiten: GEAR 3 im Y-Shape-Design eignet sich für den dekorativen Einsatz bei gleichzeitig exzellenter, homogener Ausleuchtung dank Opal-Abdeckung. Die Variante mit direkter und indirekter Abstrahlcharakteristik erzeugt eine zusätzliche Deckenaufhellung. Je nach individuellen Design-Vorstellungen ist GEAR 3 mit Seil- oder Pendelrohrabhängung verfügbar. Wählen Sie zwischen den Lichtfarben 3000 K oder 4000 K.

Type

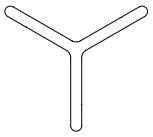

1185

Mounting



suspended

Light distributions

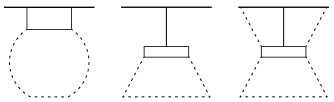

opal direct direct / indirect

back

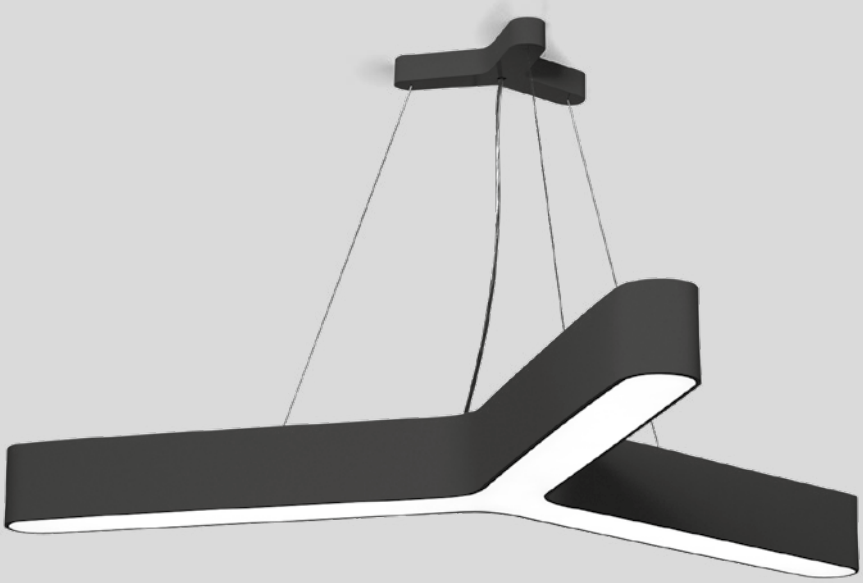

Quickinfo

3000 K, 4000 K
CRI ≥ 80
L90 @ 50 000 h
up to ↧ 5000 / ↥ 2480 lm
DALI-2
opal high performance

Types

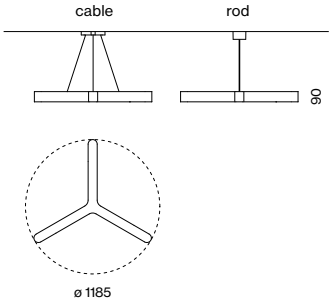

Colours



standard xal.com/colours

Light distributions



Description

EN Star-shaped light housing made of aluminium, rolled profile, seamlessly welded; surface powder coated in white, grey, black or gold; available in special colours; suspended luminaire with 1500 mm cable suspension; with integrated tool-less suspension height adjustment; incl. transparent feed or with height adjustable rod suspension (chrome), feed in rod; ceiling canopy, light shaped (variants with cable suspension); highly reflective coating for improved efficiency; completely homogeneously illuminated, satinised PMMA cover; optional with direct/indirect illumination characteristic for additional emphasis of the ceiling and more visual comfort; energy-efficient LEDs with very good colour rendering; binning initial ≤ 3 MacAdam; available in the light colours 3000 K and 4000 K; CRI ≥ 80; min. 90 % of the luminous flux after 50 000 hours; degree of protection IP 20; PC I; photobiological safety according to IEC 62471 risk group 0; DALI-2 control

DE Sternförmiger Leuchtenkörper aus Aluminium, gerolltes Profil, nahtlos verschweißt; Oberfläche weiß, grau, schwarz oder gold pulverbeschichtet; wahlweise in Spezialfarben; Pendelleuchte mit 1500 mm Seilabhängung; werkzeuglose Höhenverstellung an der Leuchte; inkl. transparenter Einspeiseleitung oder mit kürzbarer Pendelrohrabhängung (chrom), Einspeiseleitung in Pendelrohr; Deckenbaldachin in Leuchtenform (Varianten mit Seilabhängung); hochreflektierende Beschichtung für verbesserten Wirkungsgrad; absolut homogen ausgeleuchtete, satinierte PMMA-Abdeckung; optional mit direkt/indirekter Abstrahlcharakteristik für zusätzliche Akzentuierung der Decke und mehr Sehkomfort; energieeffiziente LEDs mit sehr guter Farbwiedergabe; Binning initial ≤ 3 MacAdam; lieferbar in den Lichtfarben 3000 K und 4000 K; CRI ≥ 80; min. 90 % des Lichtstromes nach 50 000 h Lebensdauer; Schutzart IP 20; SK I; photobiologische Sicherheit gemäß IEC 62471 Risikogruppe 0; DALI-2 Steuerung

GEAR 3

suspended

Order options

SUSPENSION

cable 1500 mm	2
rod 1000 mm	4

COLOUR TEMPERATURE

3000 K	5
4000 K	6

CONTROL

DALI-2

MATERIAL COLOUR

white	7
grey	G
black	8
gold	9
special colours* xal.com/colours	X

*canopy always in white

7 G 8 9

LIGHT OPTIC COVER

opal high performance



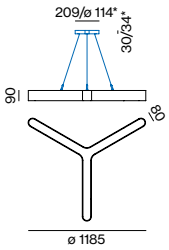

*rod option

GEAR 3 suspended

1ADDR. 220-240V

DIRECT

SYSTEM POWER	COLOUR TEMP.	LUMINOUS FLUX	ORDER CODE
41W	3000 K	4720 lm	0 5 8 - 0 2 5 3 O
	4000 K	5000 lm	

1ADDR. 220-240V

DIRECT / INDIRECT

SYSTEM POWER	COLOUR TEMP.	LUMINOUS FLUX	ORDER CODE
62W	3000 K	↧4720 / ↥2480 lm	0 5 8 - 0 3 5 3 O
	4000 K	↧5000 / ↥2480 lm	

LIGHT DISTRIBUTION

opal

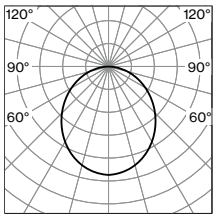

direct

opal

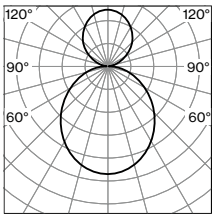

direct / indirect

Create light sculptures



INO

EN A classic in lighting design, redefined. Create exciting, multidimensional light sculptures by combining different INO shapes. INO's lighting characteristics are extraordinary. Light is emitted upwards and downwards through a sole exit surface, surrounding the luminaire like an aura. The hexagonal, square, triangular, or circular luminaires are mounted horizontally or vertically. INO is available in white, black, grey, and gold, as well as in numerous custom colours. All versions come in the light colours 2700 K, 3000 K or 4000 K.

DE Ein Klassiker in der Lichtplanung neu definiert. Durch die Kombination verschiedener geometrischer Formen lassen sich spannende, mehrdimensionale Lichtskulpturen kreieren. Das besondere an INO ist ihre Abstrahlcharakteristik. Durch nur eine Austrittsfläche nach innen, wird Licht nach oben und unten abgestrahlt und umgibt die Leuchte fast wie eine Aura. Wahlweise können die hexagonalen, quadratischen, dreieckigen oder kreisrunden Leuchten horizontal oder vertikal montiert werden. INO ist in den Farben weiß, schwarz, grau und gold sowie in weiteren Spezialfarben verfügbar. Alle Varianten können in den Lichtfarben 2700 K, 3000 K oder 4000 K gewählt werden.

Types

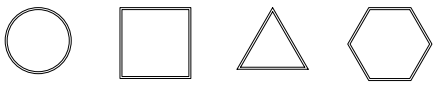

700 900 1200 1500	750 1000 1250 1500	750 1250	750 1100

Mounting



suspended

Light distributions

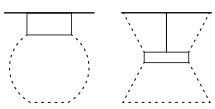

opal

direct
indirect

back



Description

EN Ring shaped luminaire housing from rolled aluminium extruded profile, seamlessly welded; surface white, gray, black or gold powder coated; available in special colours; suspended luminaire with 2000 mm cable suspension; with transparent feeder cable; electronic operating unit installed in the canopy; completely homogeneously illuminated, satinised PMMA cover; inwards facing emission characteristics; direct/indirect illumination characteristic for additional emphasis of the ceiling and more visual comfort; energy-efficient LEDs with very good colour rendering; binning initial ≤ 3 MacAdam; available in the light colours 2700 K, 3000 K and 4000 K; CRI ≥ 80; min. 90 % of the luminous flux after 50 000 hours; canopy with 2 cable openings and plug-in terminal for through wiring; degree of protection IP 20; PC I; photobiological safety according to IEC 62471 risk group 0; optionally non-dimmable or DALI-2 control

DE Ringförmiger Leuchtenkörper aus gerolltem Aluminiumstrangpressprofil nahtlos verschweißt; Oberfläche weiß, grau, schwarz oder gold pulverbeschichtet; wahlweise in Spezialfarben; Pendelleuchte mit 2000 mm Seilabhängung; inkl. transp. Einspeiseleitung; elektronisches Betriebsgerät im Baldachin verbaut; absolut homogen ausgeleuchtete, satinierte PMMA-Abdeckung; nach innen gerichtete Abstrahlcharakteristik; direkt/indirekte Abstrahlcharakteristik für zusätzliche Akzentuierung der Decke und mehr Sehkomfort; energieeffiziente LEDs mit sehr guter Farbwiedergabe; Binning initial ≤ 3 MacAdam; lieferbar in den Lichtfarben 2700 K, 3000 K und 4000 K; CRI ≥ 80; min. 90 % des Lichtstromes nach 50 000 h Lebensdauer; Baldachin mit 2 Kabelöffnungen und Steckklemme für Durchgangsverdrahtung; Schutzart IP 20; SK I; photobiologische Sicherheit gemäß IEC 62471 Risikogruppe 0; wahlweise nicht dimmbar oder DALI-2 Steuerung

INO circle

suspended

Quickinfo

2700 K, 3000 K, 4000 K
CRI ≥ 80
L90 @ 50 000 h
ø 730 up to 4570 lm
ø 875 up to 5480 lm
ø 1165 up to 7310 lm
ø 1455 up to 9130 lm
non DIM, DALI-2
opal cover

Types

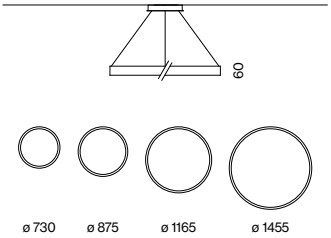

Colours



standard xal.com/colours

Light distribution



direct
indirect

Order options

COLOUR TEMPERATURE

2700 K	4
3000 K	5
4000 K	6

CONTROL

non DIM	1
DALI-2	3

MATERIAL COLOUR

white	7
grey	G
black	8
gold	9
special colours* xal.com/colours	X

*canopy always in white

7 G 8 9

LIGHT OPTIC COVER

opal high performance

Options on request

COLOUR TEMPERATURE

tunable white 2700 – 6500 K

COLOUR RENDERING INDEX

CRI ≥ 90

CRI ≥ 98 XPECTRUM

NEW VERSION



INO circle with spotlights

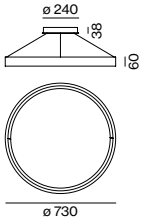

INO 700 circle suspended

1 ADDR. 220-240 V

DIRECT / INDIRECT

SYSTEM POWER	COLOUR TEMP.	LUMINOUS FLUX)	ORDER CODE
32 W	2700 K	4060 lm	0 3 4 - 3 4 1 2 H
	3000 K	4310 lm	
	4000 K	4570 lm	

luminous flux white material colour

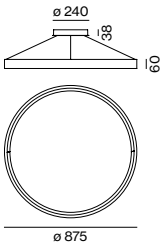

INO 900 circle suspended

1 ADDR. 220-240 V

DIRECT / INDIRECT

SYSTEM POWER	COLOUR TEMP.	LUMINOUS FLUX	ORDER CODE
39 W	2700 K	4870 lm	0 3 4 - 3 4 1 3 H
	3000 K	5180 lm	
	4000 K	5480 lm	

luminous flux white material colour

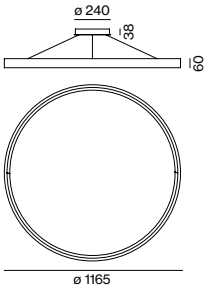

INO 1200 circle suspended

1 ADDR. 220-240 V

DIRECT / INDIRECT

SYSTEM POWER	COLOUR TEMP.	LUMINOUS FLUX	ORDER CODE
51 W	2700 K	6490 lm	0 3 4 - 3 4 1 4 H
	3000 K	6900 lm	
	4000 K	7310 lm	

luminous flux white material colour

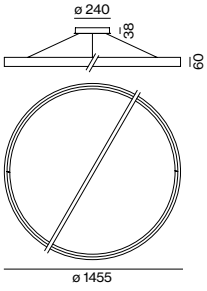

INO 1500 circle suspended

1 ADDR. 220-240 V

DIRECT / INDIRECT

SYSTEM POWER	COLOUR TEMP.	LUMINOUS FLUX	ORDER CODE
64 W	2700 K	8120 lm	0 3 4 - 3 4 1 5 H
	3000 K	8630 lm	
	4000 K	9130 lm	

luminous flux white material colour

LIGHT DISTRIBUTION

opal high performance

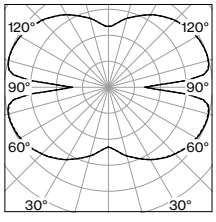

direct / indirect

back

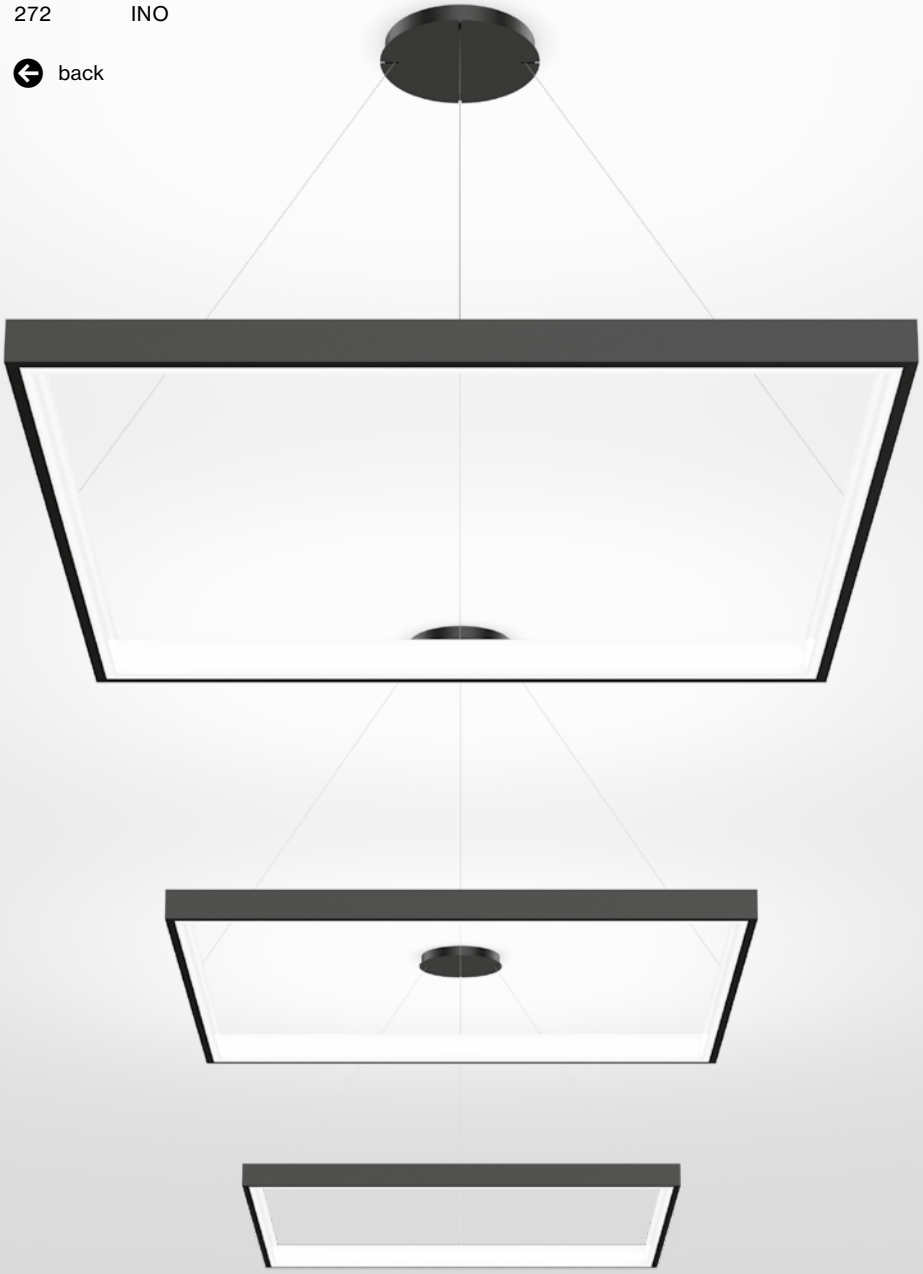

Description

EN Square aluminium luminaire housing; surface white, gray, black or gold powder coated; available in special colours; suspended luminaire with 2000 mm cable suspension; with transparent feeder cable; electronic operating unit installed in the canopy; completely homogeneously illuminated, satinised PMMA cover; inwards facing emission characteristics; direct/indirect illumination characteristic for additional emphasis of the ceiling and more visual comfort; energy-efficient LEDs with very good colour rendering; binning initial ≤ 3 MacAdam; available in the light colours 2700 K, 3000 K and 4000 K; CRI ≥ 80; min. 90 % of the luminous flux after 50 000 hours; canopy with 2 cable openings and plug-in terminal for through wiring; degree of protection IP 20; PC I; photobiological safety according to IEC 62471 risk group 0; optionally non-dimmable or DALI-2 control

DE Quadratischer Leuchtenkörper aus Aluminium; Oberfläche weiß, grau, schwarz oder gold pulverbeschichtet; wahlweise in Spezialfarben; Pendelleuchte mit 2000 mm Seilabhängung; inkl. transp. Einspeiseleitung; elektronisches Betriebsgerät im Baldachin verbaut; absolut homogen ausgeleuchtete, satinierte PMMA-Abdeckung; nach innen gerichtete Abstrahlcharakteristik; direkt/indirekte Abstrahlcharakteristik für zusätzliche Akzentuierung der Decke und mehr Sehkomfort; energieeffiziente LEDs mit sehr guter Farbwiedergabe; Binning initial ≤ 3 MacAdam; lieferbar in den Lichtfarben 2700 K, 3000 K und 4000 K; CRI ≥ 80; min. 90 % des Lichtstromes nach 50 000 h Lebensdauer; Baldachin mit 2 Kabelöffnungen und Steckklemme für Durchgangsverdrahtung; Schutzart IP 20; SK I; photobiologische Sicherheit gemäß IEC 62471 Risikogruppe 0; wahlweise nicht dimmbar oder DALI-2 Steuerung

INO square

suspended

Quickinfo

2700 K, 3000 K, 4000 K
CRI ≥ 80
L90 @ 50 000 h
□ 765 up to 5760 lm
□ 1010 up to 7680 lm
□ 1255 up to 9600 lm
□ 1500 up to 11500 lm
non DIM, DALI-2
opal cover

Types

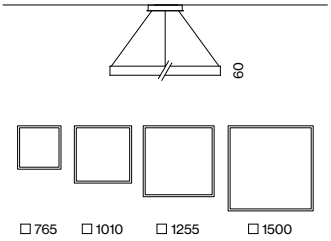

Colours



standard

xal.com/colours

Light distribution



direct
indirect

Order options

COLOUR TEMPERATURE

2700 K	4
3000 K	5
4000 K	6

CONTROL

non DIM	1
DALI-2	3

MATERIAL COLOUR

white	7
grey	G
black	8
gold	9
special colours* xal.com/colours	X

*canopy always in white

7 G 8 9

LIGHT OPTIC COVER

opal high performance

Options on request

COLOUR TEMPERATURE

tunable white 2700 – 6500 K

COLOUR RENDERING INDEX

CRI ≥ 90

CRI ≥ 98 XPECTRUM

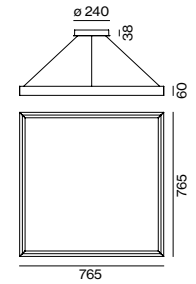

INO 750 square suspended

1ADDR. 220-240V

DIRECT / INDIRECT

SYSTEM POWER	COLOUR TEMP.	LUMINOUS FLUX	ORDER CODE
40 W	2700 K	5120 lm	0 3 4 - 4 4 1 2 H
	3000 K	5440 lm	
	4000 K	5760 lm	

luminous flux white material colour

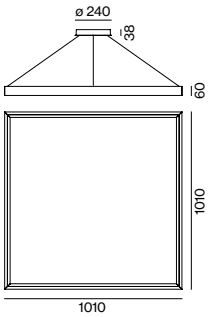

INO 1000 square suspended

1ADDR. 220-240V

DIRECT / INDIRECT

SYSTEM POWER	COLOUR TEMP.	LUMINOUS FLUX	ORDER CODE
54 W	2700 K	6830 lm	0 3 4 - 4 4 1 3 H
	3000 K	7250 lm	
	4000 K	7680 lm	

luminous flux white material colour

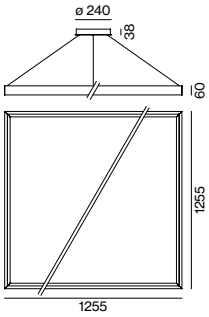

INO 1250 square suspended

1ADDR. 220-240V

DIRECT / INDIRECT

SYSTEM POWER	COLOUR TEMP.	LUMINOUS FLUX	ORDER CODE
67 W	2700 K	8530 lm	0 3 4 - 4 4 1 4 H
	3000 K	9070 lm	
	4000 K	9600 lm	

luminous flux white material colour

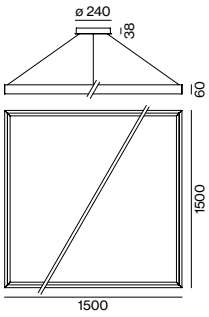

INO 1500 square suspended

1ADDR. 220-240V

DIRECT / INDIRECT

SYSTEM POWER	COLOUR TEMP.	LUMINOUS FLUX	ORDER CODE
81 W	2700 K	10200 lm	0 3 4 - 4 4 1 5 H
	3000 K	10900 lm	
	4000 K	11500 lm	

luminous flux white material colour

LIGHT DISTRIBUTION

opal high performance

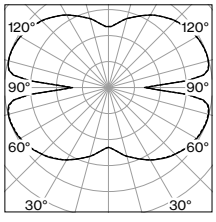

direct / indirect

back

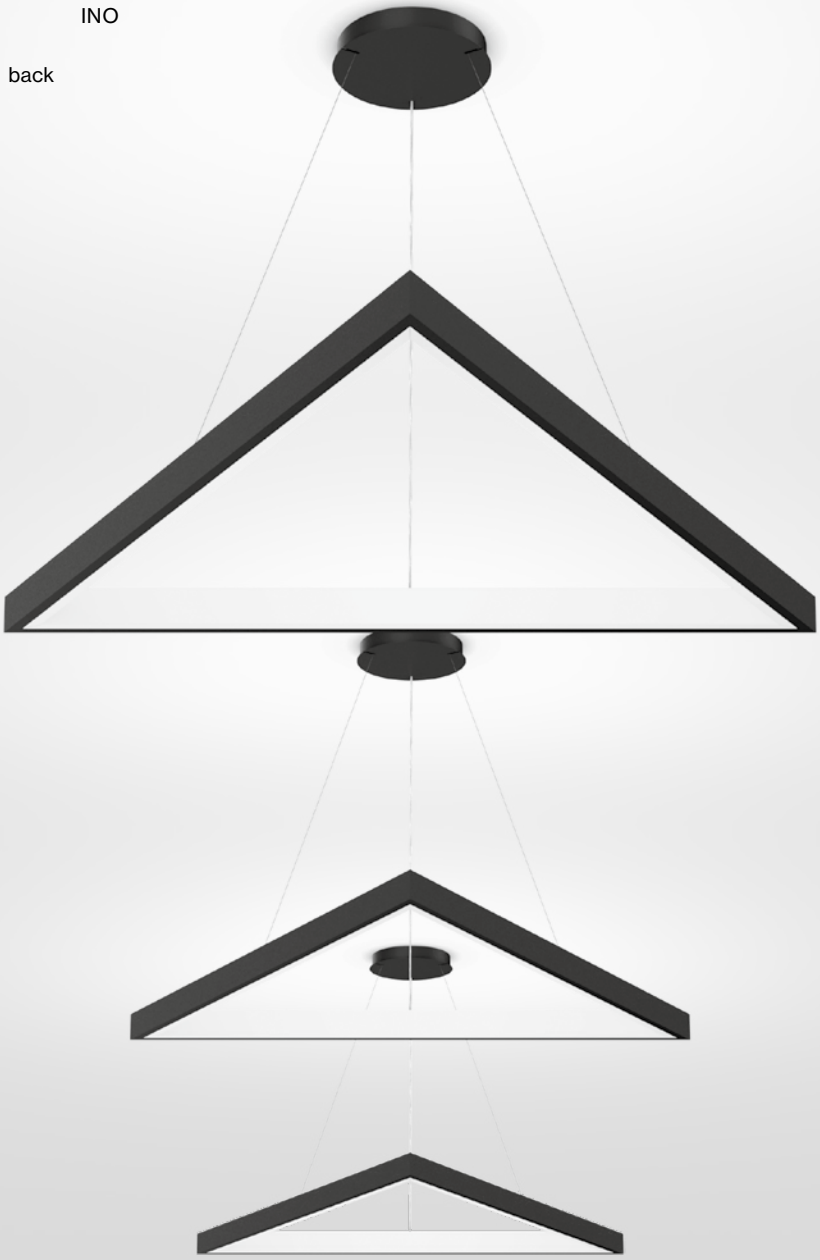

Description

EN Triangular aluminium luminaire housing; surface white, gray, black or gold powder coated; available in special colours; suspended luminaire with 2000 mm cable suspension; with transparent feeder cable; electronic operating unit installed in the canopy; completely homogeneously illuminated, satinised PMMA cover; inwards facing emission characteristics; direct/indirect illumination characteristic for additional emphasis of the ceiling and more visual comfort; energy-efficient LEDs with very good colour rendering; binning initial ≤ 3 MacAdam; available in the light colours 2700 K, 3000 K and 4000 K; CRI ≥ 80; min. 90 % of the luminous flux after 50 000 hours; canopy with 2 cable openings and plug-in terminal for through wiring; degree of protection IP 20; PC I; photobiological safety according to IEC 62471 risk group 0; optionally non-dimmable or DALI-2 control

DE Dreieckiger Leuchtenkörper aus Aluminium; Oberfläche weiß, grau, schwarz oder gold pulverbeschichtet; wahlweise in Spezialfarben; Pendelleuchte mit 2000 mm Seilabhängung; inkl. transp. Einspeiseleitung; elektronisches Betriebsgerät im Baldachin verbaut; absolut homogen ausgeleuchtete, satinierte PMMA-Abdeckung; nach innen gerichtete Abstrahlcharakteristik; direkt/indirekte Abstrahlcharakteristik für zusätzliche Akzentuierung der Decke und mehr Sehkomfort; energieeffiziente LEDs mit sehr guter Farbwiedergabe; Binning initial ≤ 3 MacAdam; lieferbar in den Lichtfarben 2700 K, 3000 K und 4000 K; CRI ≥ 80; min. 90 % des Lichtstromes nach 50 000 h Lebensdauer; Baldachin mit 2 Kabelöffnungen und Steckklemme für Durchgangsverdrahtung; Schutzart IP 20; SK I; photobiologische Sicherheit gemäß IEC 62471 Risikogruppe 0; wahlweise nicht dimmbar oder DALI-2 Steuerung

INO trig
suspended

Quickinfo

2700 K, 3000 K, 4000 K
CRI ≥ 80
L90 @ 50 000 h
△ 765 up to 4320 lm
△ 1255 up to 7200 lm
non DIM, DALI-2
opal cover

Types

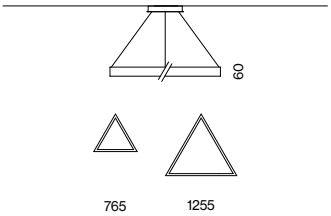

Colours



standard xal.com/colours

Light distribution



direct
indirect

Order options

COLOUR TEMPERATURE

2700 K	4
3000 K	5
4000 K	6

CONTROL

non DIM	1
DALI-2	3

MATERIAL COLOUR

white	7
grey	G
black	8
gold	9
special colours* xal.com/colours	X

*canopy always in white

LIGHT OPTIC COVER

opal high performance

Options on request

COLOUR TEMPERATURE

tunable white 2700 – 6500 K

COLOUR RENDERING INDEX

CRI ≥ 90

CRI ≥ 98 XPECTRUM

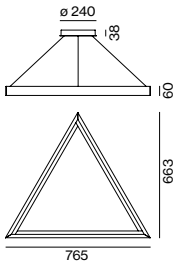

INO 750 trig suspended

1ADDR.

220-240V

DIRECT / INDIRECT

SYSTEM POWER	COLOUR TEMP.	LUMINOUS FLUX	ORDER CODE
30 W	2700 K	3840 lm	0 3 4 - 5 4 1 2 H
	3000 K	4080 lm	
	4000 K	4320 lm	

luminous flux white material colour

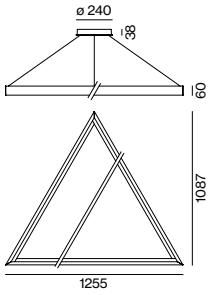

INO 1250 trig suspended

1ADDR.

220-240V

DIRECT / INDIRECT

SYSTEM POWER	COLOUR TEMP.	LUMINOUS FLUX	ORDER CODE
51 W	2700 K	6400 lm	0 3 4 - 5 4 1 4 H
	3000 K	6800 lm	
	4000 K	7200 lm	

luminous flux white material colour

LIGHT DISTRIBUTION

opal high performance

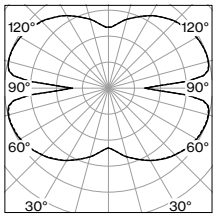

direct / indirect



Description

EN Hexagonal aluminium luminaire housing; surface white, gray, black or gold powder coated; available in special colours; suspended luminaire with 2000 mm cable suspension; with transparent feeder cable; electronic operating unit installed in the canopy; completely homogeneously illuminated, satinised PMMA cover; inwards facing emission characteristics; direct/indirect illumination characteristic for additional emphasis of the ceiling and more visual comfort; energy-efficient LEDs with very good colour rendering; binning initial ≤ 3 MacAdam; available in the light colours 2700 K, 3000 K and 4000 K; CRI ≥ 80; min. 90 % of the luminous flux after 50 000 hours; canopy with 2 cable openings and plug-in terminal for through wiring; degree of protection IP 20; PC I; photobiological safety according to IEC 62471 risk group 0; optionally non-dimmable or DALI-2 control

DE Sechseckiger Leuchtenkörper aus Aluminium; Oberfläche weiß, grau, schwarz oder gold pulverbeschichtet; wahlweise in Spezialfarben; Pendelleuchte mit 2000 mm Seilabhängung; inkl. transp. Einspeiseleitung; elektronisches Betriebsgerät im Baldachin verbaut; absolut homogen ausgeleuchtete, satinierte PMMA-Abdeckung; nach innen gerichtete Abstrahlcharakteristik; direkt/indirekte Abstrahlcharakteristik für zusätzliche Akzentuierung der Decke und mehr Sehkomfort; energieeffiziente LEDs mit sehr guter Farbwiedergabe; Binning initial ≤ 3 MacAdam; lieferbar in den Lichtfarben 2700 K, 3000 K und 4000 K; CRI ≥ 80; min. 90 % des Lichtstromes nach 50 000 h Lebensdauer; Baldachin mit 2 Kabelöffnungen und Steckklemme für Durchgangsverdrahtung; Schutzart IP 20; SK I; photobiologische Sicherheit gemäß IEC 62471 Risikogruppe 0; wahlweise nicht dimmbar oder DALI-2 Steuerung

INO hex
suspended

Quickinfo

2700 K, 3000 K, 4000 K
CRI ≥ 80
L90 @ 50 000 h
⎔ 755 up to 4660 lm
⎔ 1120 up to 6990 lm
non DIM, DALI-2
opal cover

Types

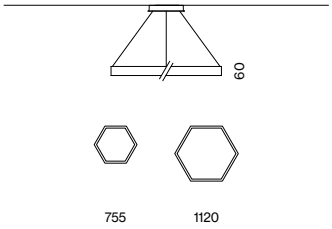

Colours



standard xal.com/colours

Light distribution



direct
indirect

Order options

COLOUR TEMPERATURE

2700 K	4
3000 K	5
4000 K	6

CONTROL

non DIM	1
DALI-2	3

MATERIAL COLOUR

white	7
grey	G
black	8
gold	9
special colours* xal.com/colours	X

*canopy always in white

7 G 8 9

LIGHT OPTIC COVER

opal high performance

Options on request

COLOUR TEMPERATURE

tunable white 2700 – 6500 K

COLOUR RENDERING INDEX

CRI ≥ 90

CRI ≥ 98 XPECTRUM

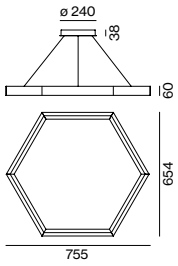

INO 750 hex suspended

1ADDR. 220-240V

DIRECT / INDIRECT

SYSTEM POWER	COLOUR TEMP.	LUMINOUS FLUX	ORDER CODE
33 W	2700 K	4140 lm	0 3 4 - 6 4 1 2 H
	3000 K	4400 lm	
	4000 K	4660 lm	

luminous flux white material colour

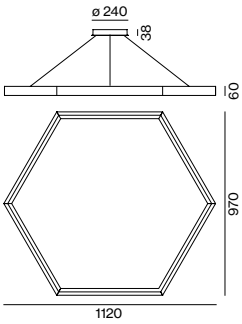

INO 1100 hex suspended

1ADDR. 220-240V

DIRECT / INDIRECT

SYSTEM POWER	COLOUR TEMP.	LUMINOUS FLUX	ORDER CODE
49 W	2700 K	6210 lm	0 3 4 - 6 4 1 3 H
	3000 K	6600 lm	
	4000 K	6990 lm	

luminous flux white material colour

LIGHT DISTRIBUTION

opal high performance

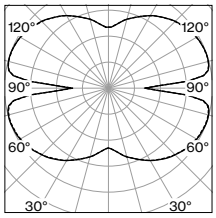

direct / indirect

back



Description

EN Ring shaped luminaire housing from rolled aluminium extruded profile, seamlessly welded; surface white, gray, black or gold powder coated; available in special colours; vertical suspended luminaire with 2000 mm cable suspension; with transparent feeder cable; electronic operating unit installed in the canopy; completely homogeneously illuminated, satinised PMMA cover; inwards facing emission characteristics; energy-efficient LEDs with very good colour rendering; binning initial ≤ 3 MacAdam; available in the light colours 2700 K, 3000 K and 4000 K; CRI ≥ 80; min. 90 % of the luminous flux after 50 000 hours; canopy with 2 cable openings and plug-in terminal for through wiring; degree of protection IP 20; PC I; photobiological safety according to IEC 62471 risk group 0; optionally non-dimmable or DALI-2 control

DE Ringförmiger Leuchtenkörper aus gerolltem Aluminiumstrangpressprofil nahtlos verschweißt; Oberfläche weiß, grau, schwarz oder gold pulverbeschichtet; wahlweise in Spezialfarben; vertikale Pendelleuchte mit 2000 mm Seilabhängung; inkl. transp. Einspeiseleitung; elektronisches Betriebsgerät im Baldachin verbaut; absolut homogen ausgeleuchtete, satinierte PMMA-Abdeckung; nach innen gerichtete Abstrahlcharakteristik; energieeffiziente LEDs mit sehr guter Farbwiedergabe; Binning initial ≤ 3 MacAdam; lieferbar in den Lichtfarben 2700 K, 3000 K und 4000 K; CRI ≥ 80; min. 90 % des Lichtstromes nach 50 000 h Lebensdauer; Baldachin mit 2 Kabelöffnungen und Steckklemme für Durchgangsverdrahtung; Schutzart IP 20; SK I; photobiologische Sicherheit gemäß IEC 62471 Risikogruppe 0; wahlweise nicht dimmbar oder DALI-2 Steuerung

INO circle

vertical suspended

Quickinfo

2700 K, 3000 K, 4000 K
CRI ≥ 80
L90 @ 50 000 h
ø 730 up to 4570 lm
ø 875 up to 5480 lm
ø 1165 up to 7310 lm
ø 1455 up to 9130 lm
non DIM, DALI-2
opal cover

Types

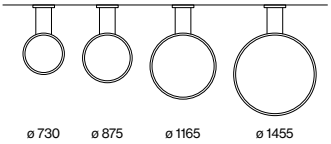

Colours



standard



xal.com/colours

Light distribution



direct
indirect

Order options

COLOUR TEMPERATURE

2700 K	4
3000 K	5
4000 K	6

CONTROL

non DIM	1
DALI-2	3

MATERIAL COLOUR

white	7
grey	G
black	8
gold	9
special colours* xal.com/colours	X

*canopy always in white

7 G 8 9

LIGHT OPTIC COVER

opal high performance

Options on request

COLOUR TEMPERATURE

tunable white 2700 – 6500 K

COLOUR RENDERING INDEX

CRI ≥ 90

CRI ≥ 98 XPECTRUM

SHAPES



INO square

INO trig

INO hex

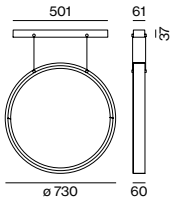

INO 700 circle vertical suspended

1 ADDR. 220-240 V

DIRECT / INDIRECT

SYSTEM POWER	COLOUR TEMP.	LUMINOUS FLUX	ORDER CODE
32 W	2700 K	4060 lm	0 3 4 - 3 5 1 2 :: ◇ ◪ H
	3000 K	4310 lm	
	4000 K	4570 lm	

luminous flux white material colour

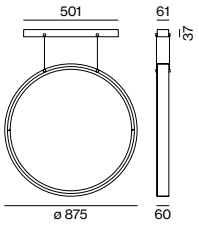

INO 900 circle vertical suspended

1 ADDR. 220-240 V

DIRECT / INDIRECT

SYSTEM POWER	COLOUR TEMP.	LUMINOUS FLUX	ORDER CODE
39 W	2700 K	4870 lm	0 3 4 - 3 5 1 3 :: ◇ ◪ H
	3000 K	5180 lm	
	4000 K	5480 lm	

luminous flux white material colour

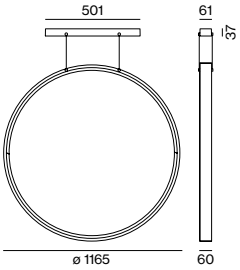

INO 1200 circle vertical suspended

1 ADDR. 220-240 V

DIRECT / INDIRECT

SYSTEM POWER	COLOUR TEMP.	LUMINOUS FLUX	ORDER CODE
51 W	2700 K	6490 lm	0 3 4 - 3 5 1 4 :: ◇ ◪ H
	3000 K	6900 lm	
	4000 K	7310 lm	

luminous flux white material colour

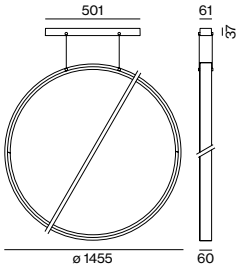

INO 1500 circle vertical suspended

1 ADDR. 220-240 V

DIRECT / INDIRECT

SYSTEM POWER	COLOUR TEMP.	LUMINOUS FLUX	ORDER CODE
64 W	2700 K	8120 lm	0 3 4 - 3 5 1 5 :: ◇ ◪ H
	3000 K	8630 lm	
	4000 K	9130 lm	

luminous flux white material colour

LIGHT DISTRIBUTION

opal high performance

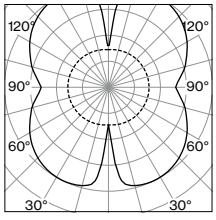

direct / indirect

Light in perfect circles



MINO CIRCLE

EN Beautiful circle arrangements. The grouping of MINO CIRCLE variants in different sizes and colours creates interesting and fresh ceiling patterns and figures. Combine the ceiling surface-mounted and suspended versions, as well as the light colours 3000 K and 4000 K, for more design variety. MINO CIRCLE with indirect beam characteristics provides plenty of light where additional ceiling illumination is required. For homogeneous illumination, choose luminaires with opal covers. The microprismatic cover ensures a glare-free light.

DE Ästhetische Kreisarrangements: Die Anordnung von MINO CIRCLE Varianten in verschiedenen Größen und Farben ermöglicht interessante, immer wieder neue Deckenmuster und Figuren. Kombinieren Sie die Deckenanbau- und abgehängte Variante sowie die Lichtfarben 3000 K und 4000 K für mehr gestalterische Vielfalt. Wo zusätzliche Deckenaufhellung gewünscht ist, sorgt MINO CIRCLE mit indirekter Abstrahlcharakteristik für genug Licht. Für eine homogene Ausleuchtung wählen Sie Leuchten mit Opal-Cover, die mikroprismatische Abdeckung gewährleistet blendfreies Licht.

Types

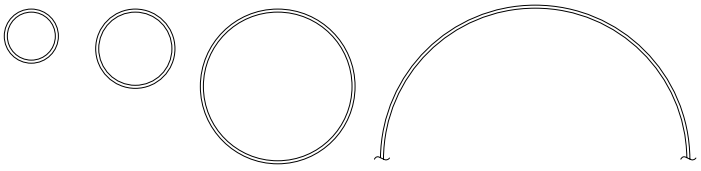

Mountings



Light distributions

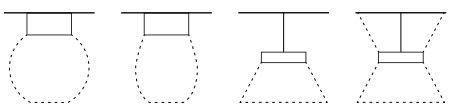



Quickinfo

3000 K, 4000 K
CRI ≥ 80
L90 @ 50 000 h
ø 1060 up to 7550 lm
ø 1560 up to 12100 lm
ø 3060 up to 24300 lm
ø 6060 up to 48600 lm
non DIM, DALI-2
opal, microprismatic

Types

ceiling

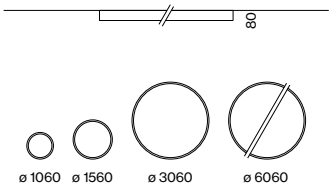

Colours



standard xal.com/colours

Light distributions



direct

Description

EN Ring shaped luminaire housing from rolled aluminium extruded profile, seamlessly welded; surface white, gray, black or gold powder coated; available in special colours; light inset consisting of highly reflective coated die-cast aluminium for improved thermal management; HPO (High Performance Opal) cover for uniform illumination; with increased transmission and diffusion; micro prismatic PMMA diffuser incl. diffuser film for homogeneous illumination and reduced luminance; energy-efficient LEDs with very good colour rendering; binning initial ≤ 3 MacAdam; available in the light colours 3000 K and 4000 K; CRI ≥ 80; min. 90 % of the luminous flux after 50 000 hours; degree of protection IP 20; PC I; photobiological safety according to IEC 62471 risk group 0; optionally non-dimmable or DALI-2 control

DE Ringförmiger Leuchtenkörper aus gerolltem Aluminiumstrangpressprofil nahtlos verschweißt; Oberfläche weiß, grau, schwarz oder gold pulverbeschichtet; wahlweise in Spezialfarben; Lichteinsatz bestehend aus hochreflektierend lackiertem Aluminiumdruckguss für verbessertes Thermomanagement; HPO (High Performance Opal) Abdeckung für homogene Ausleuchtung; mit erhöhter Transmission und Diffusion; mikroprismatische PMMA-Abdeckung inkl. Diffusorfolie zur Reduktion der Leuchtdichte bei homogener Ausleuchtung; energieeffiziente LEDs mit sehr guter Farbwiedergabe; Binning initial ≤ 3 MacAdam; lieferbar in den Lichtfarben 3000 K und 4000 K; CRI ≥ 80; min. 90 % des Lichtstromes nach 50 000 h Lebensdauer; Schutzart IP 20; SK I; photobiologische Sicherheit gemäß IEC 62471 Risikogruppe 0; wahlweise nicht dimmbar oder DALI-2 Steuerung

MINO CIRCLE

ceiling

Order options

COLOUR TEMPERATURE

3000 K	5
4000 K	6

CONTROL

non DIM	1
DALI-2	3

MATERIAL COLOUR

white	7
grey	G
black	8
gold	9
special colours xal.com/colours	X

LIGHT OPTIC COVER

opal high performance	H
microprismatic	Z

Options on request

COLOUR RENDERING INDEX

CRI ≥ 90

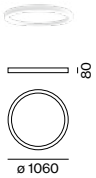

MINO 60 CIRCLE 1000 ceiling

4 ADDR. 220-240V

DIRECT

SYSTEM POWER	COLOUR TEMP.	LUMINOUS FLUX	ORDER CODE
65 W	3000 K	7130 lm	0 3 4 - 2 1 1 2
	4000 K	7550 lm	

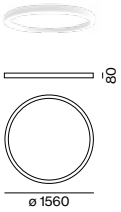

MINO 60 CIRCLE 1500 ceiling

4 ADDR. 220-240V

DIRECT

SYSTEM POWER	COLOUR TEMP.	LUMINOUS FLUX	ORDER CODE
99 W	3000 K	11400 lm	0 3 4 - 2 1 1 0
	4000 K	12100 lm	

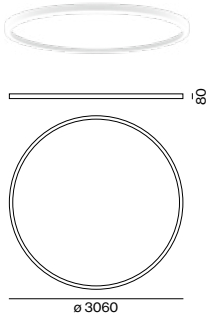

MINO 60 CIRCLE 3000 ceiling

8 ADDR. 220-240V

DIRECT

SYSTEM POWER	COLOUR TEMP.	LUMINOUS FLUX	ORDER CODE
200 W	3000 K	23000 lm	0 3 4 - 2 1 1 4 7 H
	4000 K	24300 lm	

other configurations see MINO 60 CURVE system

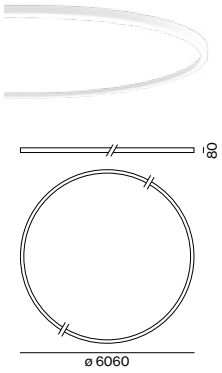

MINO 60 CIRCLE 6000 ceiling

16 ADDR. 220-240V

DIRECT

SYSTEM POWER	COLOUR TEMP.	LUMINOUS FLUX	ORDER CODE
400 W	3000 K	45900 lm	0 3 4 - 2 1 1 6 7 H
	4000 K	48600 lm	

other configurations see MINO 60 CURVE system

LIGHT DISTRIBUTION

opal

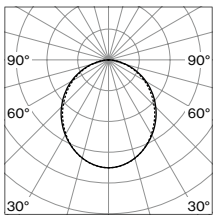

direct

microprismatic

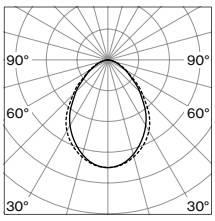

direct



Description

EN Ring shaped luminaire housing from rolled aluminium extruded profile, seamlessly welded; surface white, gray, black or gold powder coated; available in special colours; light inset consisting of highly reflective coated die-cast aluminium for improved thermal management; suspended luminaire with 1500 mm cable suspension; with integrated tool-less suspension height adjustment; incl. transparent feed; HPO (High Performance Opal) cover for uniform illumination; with increased transmission and diffusion; micro prismatic PMMA diffuser incl. diffuser film for homogeneous illumination and reduced luminance; optional with direct/indirect illumination characteristic for additional emphasis of the ceiling and more visual comfort; energy-efficient LEDs with very good colour rendering; binning initial ≤ 3 MacAdam; available in the light colours 3000 K and 4000 K; CRI ≥ 80; min. 90 % of the luminous flux after 50 000 hours; degree of protection IP 20; PC I; photobiological safety according to IEC 62471 risk group 0; optionally non-dimmable or DALI-2 control

DE Ringförmiger Leuchtenkörper aus gerolltem Aluminiumstrangpressprofil nahtlos verschweißt; Oberfläche weiß, grau, schwarz oder gold pulverbeschichtet; wahlweise in Spezialfarben; Lichteinsatz bestehend aus hochreflektierend lackiertem Aluminiumdruckguss für verbessertes Thermomanagement; Pendelleuchte mit 1500 mm Seilabhängung; werkzeuglose Höhenverstellung an der Leuchte; inkl. transparenter Einspeiseleitung; HPO (High Performance Opal) Abdeckung für homogene Ausleuchtung; mit erhöhter Transmission und Diffusion; mikroprismatische PMMA-Abdeckung inkl. Diffusorfolie zur Reduktion der Leuchtdichte bei homogener Ausleuchtung; optional mit direkt/indirekter Abstrahlcharakteristik für zusätzliche Akzentuierung der Decke und mehr Sehkomfort; energieeffiziente LEDs mit sehr guter Farbwiedergabe; Binning initial ≤ 3 MacAdam; lieferbar in den Lichtfarben 3000 K und 4000 K; CRI ≥ 80; min. 90 % des Lichtstromes nach 50 000 h Lebensdauer; Schutzart IP 20; SK I; photobiologische Sicherheit gemäß IEC 62471 Risikogruppe 0; wahlweise nicht dimmbar oder DALI-2 Steuerung

MINO CIRCLE

suspended

Quickinfo

3000 K, 4000 K
CRI ≥ 80
L90 @ 50 000 h
ø 1060 up to ↧ 7540 / ↥ 3380 lm
ø 1560 up to ↧ 12100 / ↥ 5400 lm
ø 3060 up to 24300 lm
ø 6060 up to 48600 lm
non DIM, DALI-2
opal, microprismatic

Types

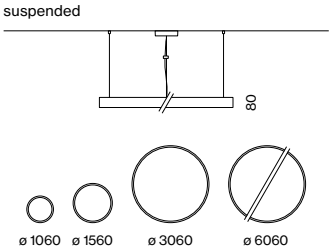

Colours



standard xal.com/colours

Light distributions



Order options

SUSPENSION

cable 1500 mm	2
cable 1500 mm / canopy central	4

COLOUR TEMPERATURE

3000 K	5
4000 K	6

CONTROL

non DIM	1
DALI-2	3

MATERIAL COLOUR

white	7
grey	G
black	8
gold	9
special colours* xal.com/colours	X

*canopy always in white

7 G 8 9

LIGHT OPTIC COVER

opal high performance	H
microprismatic	Z

Options on request

COLOUR RENDERING INDEX

CRI ≥ 90

LIGHT DISTRIBUTION

opal

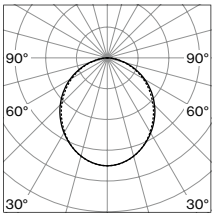

direct

microprismatic

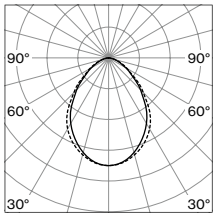

direct

opal

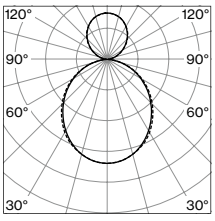

direct / indirect

microprismatic

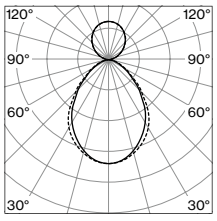

direct / indirect

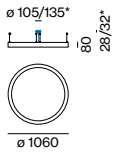

*canopy central option

MINO 60 CIRCLE 1000 suspended

4 ADDR. 220-240V

DIRECT

SYSTEM POWER	COLOUR TEMP.	LUMINOUS FLUX	ORDER CODE
65 W	3000 K	7130 lm	0 3 4 - 2 1 2
	4000 K	7550 lm	

5 ADDR. 220-240V

DIRECT / INDIRECT

SYSTEM POWER	COLOUR TEMP.	LUMINOUS FLUX	ORDER CODE
87 W	3000 K	↧ 7120 / ↥ 3190 lm	0 3 4 - 2 1 3
	4000 K	↧ 7540 / ↥ 3380 lm	

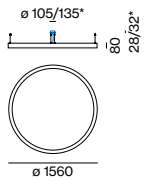

*canopy central option

MINO 60 CIRCLE 1500 suspended

4 ADDR. 220-240V

DIRECT

SYSTEM POWER	COLOUR TEMP.	LUMINOUS FLUX	ORDER CODE
99 W	3000 K	11400 lm	0 3 4 - 2 1 0
	4000 K	12100 lm	

5 ADDR. 220-240V

DIRECT / INDIRECT

SYSTEM POWER	COLOUR TEMP.	LUMINOUS FLUX	ORDER CODE
130 W	3000 K	↧ 11400 / ↥ 5100 lm	0 3 4 - 2 1 1
	4000 K	↧ 12100 / ↥ 5400 lm	

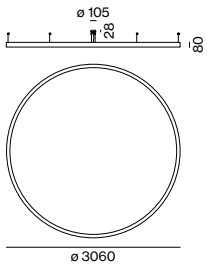

MINO 60 CIRCLE 3000 suspended

8 ADDR. 220-240V

DIRECT

SYSTEM POWER	COLOUR TEMP.	LUMINOUS FLUX	ORDER CODE
200 W	3000 K	23000 lm	0 3 4 - 2 2 1 4 7 H
	4000 K	24300 lm	

other configurations see MINO 60 CURVE system



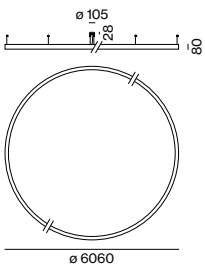

MINO 60 CIRCLE 6000 suspended

16 ADDR. 220-240V

DIRECT

SYSTEM POWER	COLOUR TEMP.	LUMINOUS FLUX	ORDER CODE
400 W	3000 K	45900 lm	0 3 4 - 2 2 1 6 7 H
	4000 K	48600 lm	

other configurations see MINO 60 CURVE system

Enlightened by acoustics



SONIC

EN SONIC optimises lighting and spatial acoustics in one. The optional acoustic element underlines the modern design of the luminaire and has a sound-absorbing surface. The cover with embossed microprisms promises outstanding lighting quality and workplace-friendly light. SONIC is available in the light colours 3000 K or 4000 K and can be selected with a daylight and movement sensor. This way, the luminaire reacts actively and energy-efficiently to its environment.

DE Mit SONIC optimieren Sie Beleuchtung und Raumakustik in einem. Das optionale Akustik-Element unterstreicht das moderne Design der Leuchte und verfügt über eine schallabsorbierende Oberfläche. Die Abdeckung mit geprägten Mikroprismen verspricht sehr gute Lichtqualität und arbeitsplatztaugliches Licht. SONIC ist in den Lichtfarben 3000 K bzw. 4000 K verfügbar und kann auch mit einem Helligkeits- und Bewegungssensor ausgewählt werden – so reagiert die Leuchte aktiv und energieeffizient auf ihre Umwelt.

Types

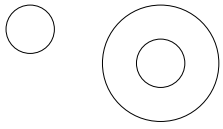

500 luminaire

1280 absorber

Mountings

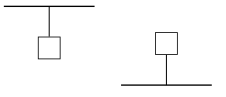

suspended

free standing

Light distributions

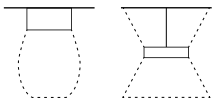

microprismatic (UGR ≤ 19)

direct indirect



Description

EN Conical light housing in die-cast aluminium; surface white or dark grey powder coated; available in special colours; suspended luminaire with 1500 mm cable suspension; with integrated tool-less suspension height adjustment; incl. transparent feed or with height adjustable rod suspension (chrome), feed in rod; direct / indirect light distribution; indirect component with special PCBs for increased luminous flux and maximum ceiling illumination; microprismatic PMMA cover; completely homogeneous illumination; indirect component covered with clear cover; UGR ≤ 19; energy-efficient LEDs with very good colour rendering; binning initial ≤ 3 MacAdam; available in the light colours 3000 K and 4000 K; CRI ≥ 80; min. 90 % of the luminous flux after 50 000 hours; canopy with 2 cable openings and plug-in terminal for through wiring; degree of protection IP 20; PC I; photobiological safety according to IEC 62471 riSK group 0; optionally DALI-2 control or dimmable with integrated infrared presence and brightness sensor; sound absorbing accessories available: patented soundproofing element made of expanded polystyrene (EPS)

DE Konischer Leuchtenkörper aus Aluminiumdruckguss; Oberfläche weiß oder dunkelgrau pulverbeschichtet; wahlweise in Spezialfarben; Pendelleuchte mit 1500 mm Seilabhängung; werkzeuglose Höhenverstellung an der Leuchte; inkl. transparenter Einspeiseleitung oder mit kürzbarer Pendelrohrabhängung (chrom), Einspeiseleitung in Pendelrohr; direkt / indirekte Abstrahlcharakteristik; Indirektlichtanteil mit eigenen Platinen für erhöhten Lichtstrom und maximale Deckenaufhellung; mikroprismatische PMMA-Abdeckung; absolut homogene Ausleuchtung; Indirektlichtanteil mit klarer Abdeckung abgedeckt; UGR ≤ 19; energieeffiziente LEDs mit sehr guter Farbwiedergabe; Binning initial ≤ 3 MacAdam; lieferbar in den Lichtfarben 3000 K und 4000 K; CRI ≥ 80; min. 90 % des Lichtstromes nach 50 000 h Lebensdauer; Baldachin mit 2 Kabelöffnungen und Steckklemme für Durchgangsverdrahtung; Schutzart IP 20; SK I; photobiologische Sicherheit gemäß IEC 62471 Risikogruppe 0; wahlweise DALI-2 Steuerung oder dimmbar mit integriertem Infrarot Anwesenheits- und Helligkeitssensor; schallabsorbierendes Zubehör erhältlich: patentiertes Schallschutzelement aus expandiertem Polystyrol (EPS)

SONIC

suspended

Quickinfo

3000 K, 4000 K
CRI ≥ 80
L90 @ 50 000 h
up to ↧ 5250 / ↥ 5500 lm
DALI-2
daylight & movement sensor
microprismatic (UGR ≤ 19)

Types

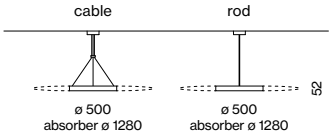

Luminaire colours



standard xal.com/colours

Acoustic colours



standard

Light distribution



direct
indirect

Order options

SUSPENSION

cable 1500 mm	2
rod 1000 mm	4

COLOUR TEMPERATURE

3000 K	5
4000 K	6

CONTROL

DALI-2	3
daylight & movement sensor	7

MATERIAL COLOUR

white	7
dark grey	6
special colours* xal.com/colours	X

*canopy always in white

7 6



LIGHT OPTIC COVER

microprismatic (UGR ≤ 19)

Options on request

COLOUR RENDERING INDEX

CRI ≥ 90



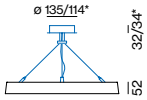

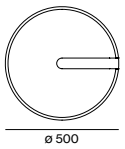

*rod option

SONIC suspended

UGR ≤ 19 | DALI 1 ADDR. | 220-240V

available from Q3/2021

DIRECT/INDIRECT

SYSTEM POWER	COLOUR TEMP.	LUMINOUS FLUX	ORDER CODE
71W	3000 K	↧ 4960/↥ 5190 lm	059-7 3 2 1 P
	4000 K	↧ 5250/↥ 5500 lm	

LIGHT DISTRIBUTION

microprismatic

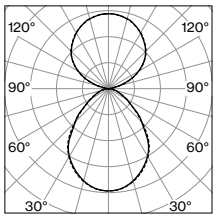

direct/indirect

Technical data

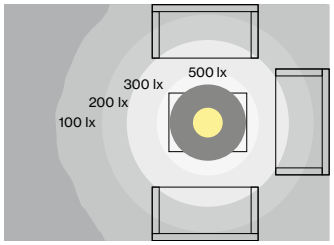



SONIC suspended, 71W, 4000 K
direct/indirect with absorber

ROOM VALUES

Room dimensions	5.4 × 4 × 2.8 m
Reflection factor	0.7 | 0.5 | 0.2
Maintenance factor	0.8
Mounting height	2.25 m

CALCULATION SURFACE

Surface dimensions	Floor
Surface height	0.5 m

GLARE EVALUATION

Table Classification X=4H | Y=8H | S=0.25H	
UGR transversal	≤ 19
UGR axial	≤ 19

Accessories



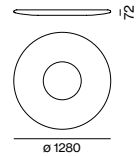

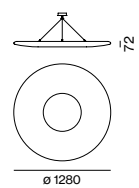

ABSORBER

TYPE	ORDER CODE
bazalt grey	959-6999116
light grey	959-6999117

ABSORBER WITH SUSPENSION

TYPE	ORDER CODE
bazalt grey	059-6299116
light grey	059-6299117



material example
bazalt grey



material example
light grey

back



Description

EN Free standing luminaire with conical luminaire head in die-cast aluminium; surface white or dark grey powder coated; available in special colours; round aluminium downpipe arranged centralised or decentralised; round pedestal with recess for table base; direct / indirect light distribution; indirect component with special PCBs for increased luminous flux and maximum ceiling illumination; optional: indirect component with special, inclined PCBs for asymmetric radiation characteristic; indirect component covered with clear cover; direct component: microprismatic PMMA cover; completely homogeneous illumination; workplace luminaire suitable for VDUs according to DIN EN 12464-1 (UGR ≤ 19); energy-efficient LEDs with very good colour rendering; binning initial ≤ 3 MacAdam; available in the light colours 3000 K and 4000 K; CRI ≥ 80; min. 90 % of the luminous flux after 50 000 hours; degree of protection IP 20; PC I; photobiological safety according to IEC 62471 riSK group 0; easy control through touch-DIM on pole or with integrated infrared presence and brightness sensor; optional non-dimmable; incl. connection cable (3m) with safety plug; sound absorbing accessories available: patented soundproofing element made of expanded polystyrene (EPS)

DE Stehleuchte mit konischem Leuchtenkopf aus Aluminiumdruckguss; Oberfläche weiß oder dunkelgrau pulverbeschichtet; wahlweise in Spezialfarben; rundes Aluminiumstandrohr wahlweise zentral oder dezentral angeordnet; runder Standfuß mit Ausnehmung für Tischfuß; direkt / indirekte Abstrahlcharakteristik; Indirektlichtanteil mit eigenen Platinen für erhöhten Lichtstrom und maximale Deckenaufhellung; optional: Indirektlichtanteil mit eigenen, schräg gerichteten Platinen für asymmetrische Abstrahlcharakteristik; Indirektlichtanteil mit klarer Abdeckung abgedeckt; Direktanteil: Mikroprismatische PMMA-Abdeckung; absolut homogene Ausleuchtung; bildschirmtaugliche Arbeitsplatzleuchte nach DIN EN 12464-1 (UGR ≤ 19); energieeffiziente LEDs mit sehr guter Farbwiedergabe; Binning initial ≤ 3 MacAdam; lieferbar in den Lichtfarben 3000 K und 4000 K; CRI ≥ 80; min. 90 % des Lichtstromes nach 50 000 h Lebensdauer; Schutzart IP 20; SK I; photobiologische Sicherheit gemäß IEC 62471 Risikogruppe 0; einfache Regelung durch Touch-DIM am Standrohr oder mit integriertem Infrarot Anwesenheits- und Helligkeitssensor; optional nicht dimmbar; inkl. Anschlussleitung (3m) mit Schutzkontaktstecker; schallabsorbierendes Zubehör erhältlich: patentiertes Schallschutzelement aus expandiertem Polystyrol (EPS)

SONIC

free standing

Quickinfo

3000 K, 4000 K
CRI ≥ 80
L90 @ 50 000 h
UGR ≤ 19 / 65° ≤ 3000 cd/m²
up to ↧ 5250 / ↥ 5500 lm
non DIM, touch DIM on pole
daylight & movement sensor
microprismatic (UGR ≤ 19)

Types

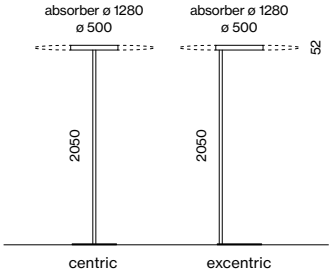

Luminaire colours



standard xal.com/colours

Acoustic colours



standard

Light distribution



direct
indirect

IOT ready

Order options

COLOUR TEMPERATURE

3000 K	5
4000 K	6

CONTROL

non DIM switch	1
touch DIM on pole	5
daylight & movement sensor	7

MATERIAL COLOUR

white	7
dark grey	6
special colours xal.com/colours	X

7 6



LIGHT OPTIC COVER
microprismatic (UGR ≤ 19)

Options on request

COLOUR RENDERING INDEX
CRI ≥ 90

CONTROL
cluster network DIM
dynamic daylight control (BPI)
Zigbee 3.0

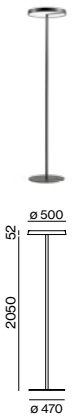



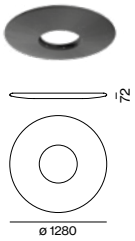

SONIC centric pole free standing

UGR ≤ 19 | cd/m² ≤3000 | 220-240V

available from Q3/2021

DIRECT/INDIRECT

SYSTEM POWER	COLOUR TEMP.	LUMINOUS FLUX	ORDER CODE
71W	3000 K	↧ 4960/↥ 5190 lm	059-7921 P
	4000 K	↧ 5250/↥ 5500 lm	

DIRECT/INDIRECT ASYMMETRIC POWER

SYSTEM POWER	COLOUR TEMP.	LUMINOUS FLUX	ORDER CODE
97W	3000 K	↧ 2540/↥ 9300 lm	059-7941 P
	4000 K	↧ 2690/↥ 9960 lm	

SONIC excentric pole free standing

UGR ≤ 19 | cd/m² ≤3000 | 220-240V

available from Q3/2021

DIRECT/INDIRECT

SYSTEM POWER	COLOUR TEMP.	LUMINOUS FLUX	ORDER CODE
71W	3000 K	↧ 4960/↥ 5190 lm	059-7922 P
	4000 K	↧ 5250/↥ 5500 lm	

DIRECT/INDIRECT ASYMMETRIC POWER

SYSTEM POWER	COLOUR TEMP.	LUMINOUS FLUX	ORDER CODE
97W	3000 K	↧ 2540/↥ 9300 lm	059-7942 P
	4000 K	↧ 2690/↥ 9960 lm	

Accessory

ABSORBER

TYPE	ORDER CODE
bazalt grey	959-69991116
light grey	959-69991117

Technical data

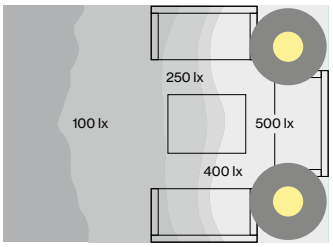

SONIC free standing, 71W, 4000 K, direct/indirect with absorber

ROOM VALUES

Room dimensions	5.4 × 4 × 2.8 m
Reflection factor	0.7 | 0.5 | 0.2
Maintenance factor	0.8

CALCULATION SURFACE

Surface dimensions	Floor
Surface height	0.5 m



GLARE EVALUATION

Table Classification X=4H | Y=8H | S=0.25H	
UGR transversal	≤ 19
UGR axial	≤ 19

LIGHT DISTRIBUTION

microprismatic

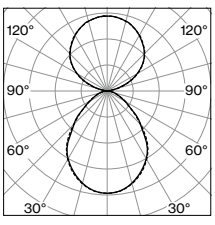

direct/indirect

microprismatic

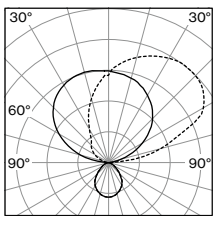

direct/indirect asym. power

Lofty circle



CIRO

EN CIRO is an exceptional talent among ring luminaires. Its distinctive dual-circle shape and strikingly flat design make the luminaire a powerful eye-catcher, especially for high-ceilinged rooms. It is available in a range of sizes and colours. Thanks to its opal cover, it provides homogeneous illumination (3000 K or 4000 K). An optional indirect beam pattern brings additional light to the ceiling. Depending on the interior design, CIRO can be suspended or directly mounted to the ceiling.

DE Unter den Ringleuchten ist CIRO ein Ausnahmetalent. Ihre besondere Doppelkreis-Form und ihre auffallend flache Bauform machen die Leuchte zu einem leistungsfähigen Blickfang speziell für hohe Räume. Sie ist in mehreren Größen und Farben verfügbar. Dank Opal-Cover sorgt sie bei wahlweise 3000 K oder 4000 K für eine homogene Ausleuchtung. Eine optionale indirekte Abstrahlcharakteristik bringt zusätzliches Licht an die Decke. Je nach Raumgestaltung kann CIRO abgehängt montiert oder direkt an die Decke angebaut werden.

Types

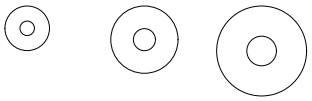

600 900 1200

Mountings



ceiling suspended

Light distributions

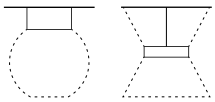

opal direct / indirect



Quickinfo

3000 K, 4000 K
CRI ≥ 80
L90 @ 50 000 h
ø 600 up to ↧ 5710 / ↥ 1600 lm
ø 900 up to ↧ 11400 / ↥ 3620 lm
ø 1200 up to ↧ 15200 / ↥ 4440 lm
non DIM, DALI-2 / CLO
opal cover

Types

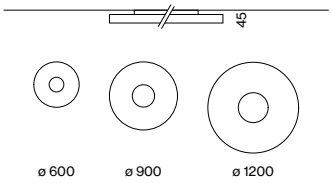

Colours



standard xal.com/colours

Light distributions



direct direct indirect

Description

EN Ring shaped luminaire housing from rolled aluminium profile, seamlessly welded, low-profile design (luminaire housing 45 mm); surface powder coated in white or black; available in special colours; side coupled light, directed downwards by LGP body (Light Guiding Prism) and highly efficient reflector; completely homogeneously illuminated, satinised PMMA cover; optional with direct/indirect illumination characteristic for additional emphasis of the ceiling and more visual comfort; energy-efficient LEDs with very good colour rendering; binning initial ≤ 3 MacAdam; available in the light colours 3000 K and 4000 K; CRI ≥ 80; min. 90 % of the luminous flux after 50 000 hours; luminaire with 2 cable openings and plug-in terminals for through wiring; degree of protection IP 20; PC I; photobiological safety according to IEC 62471 risk group 0; optionally non-dimmable or DALI-2 control with CLO function

DE Ringförmiger Leuchtenkörper aus gerolltem Aluminiumprofil, nahtlos verschweißt, flache Bauform (Leuchtenkörper 45 mm); Oberfläche weiß oder schwarz pulverbeschichtet; wahlweise in Spezialfarben; seitlich eingekoppeltes Licht durch LGP-Body (Light-Guiding-Prism) und hocheffizientem Reflektor nach unten gelenkt; absolut homogen ausgeleuchtete, satinierte PMMA-Abdeckung; optional mit direkt/indirekter Abstrahlcharakteristik für zusätzliche Akzentuierung der Decke und mehr Sehkomfort; energieeffiziente LEDs mit sehr guter Farbwiedergabe; Binning initial ≤ 3 MacAdam; lieferbar in den Lichtfarben 3000 K und 4000 K; CRI ≥ 80; min. 90 % des Lichtstromes nach 50 000 h Lebensdauer; Leuchte mit 2 Kabelöffnungen und Steckklemme für Durchgangsverdrahtung; Schutzart IP 20; SK I; photobiologische Sicherheit gemäß IEC 62471 Risikogruppe 0; wahlweise nicht dimmbar oder DALI-2 Steuerung mit CLO-Funktion

CIRO
ceiling

product design award 2014

GOOD DESIGN

Order options

COLOUR TEMPERATURE

3000 K	5
4000 K	6

CONTROL

non DIM	1
DALI-2 / CLO	3

MATERIAL COLOUR

white	7
black	8
special colours xal.com/colours	X

7 8



LIGHT OPTIC COVER

opal

Options on request

COLOUR RENDERING INDEX

CRI ≥ 90



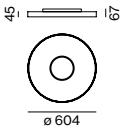

CIRO 600 ceiling



DIRECT

SYSTEM POWER	COLOUR TEMP.	LUMINOUS FLUX	ORDER CODE
42 W	3000 K	5390 lm	0 7 2 - 5 1 5 6
	4000 K	5710 lm	



DIRECT / INDIRECT

SYSTEM POWER	COLOUR TEMP.	LUMINOUS FLUX	ORDER CODE
53 W	3000 K	↧ 5390 / ↥ 1510 lm	0 7 2 - 5 1 5 8
	4000 K	↧ 5710 / ↥ 1600 lm	



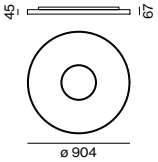

CIRO 900 ceiling



DIRECT

SYSTEM POWER	COLOUR TEMP.	LUMINOUS FLUX	ORDER CODE
83 W	3000 K	10800 lm	0 7 2 - 5 1 7 6
	4000 K	11400 lm	



DIRECT / INDIRECT

SYSTEM POWER	COLOUR TEMP.	LUMINOUS FLUX	ORDER CODE
100 W	3000 K	↧ 10800 / ↥ 3410 lm	0 7 2 - 5 1 7 8
	4000 K	↧ 11400 / ↥ 3620 lm	

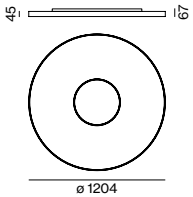

CIRO 1200 ceiling



DIRECT

SYSTEM POWER	COLOUR TEMP.	LUMINOUS FLUX	ORDER CODE
100 W	3000 K	14400 lm	0 7 2 - 5 1 8 6
	4000 K	15200 lm	



DIRECT / INDIRECT

SYSTEM POWER	COLOUR TEMP.	LUMINOUS FLUX	ORDER CODE
130 W	3000 K	↧ 14400 / ↥ 4170 lm	0 7 2 - 5 1 8 8
	4000 K	↧ 15200 / ↥ 4440 lm	

LIGHT DISTRIBUTION

opal

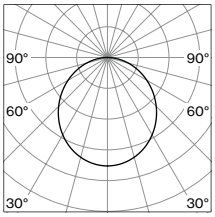

direct

opal

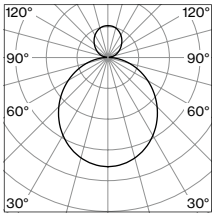

direct / indirect



Quickinfo

3000 K, 4000 K
CRI ≥ 80
L90 @ 50 000 h
ø 600 up to ↧ 5710 / ↥ 2260 lm
ø 900 up to ↧ 11400 / ↥ 3610 lm
ø 1200 up to ↧ 15200 / ↥ 4650 lm
non DIM, DALI-2 / CLO
opal cover

Types

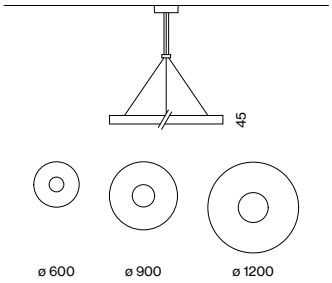

Colours



standard xal.com/colours

Light distributions



direct direct indirect

Description

EN Ring shaped luminaire housing from rolled aluminium profile, seamlessly welded, low-profile design (luminaire housing 45 mm); surface powder coated in white or black; available in special colours; suspended luminaire with 1500 mm cable suspension; with integrated tool-less suspension height adjustment; incl. transparent feed; side coupled light, directed downwards by LGP body (Light Guiding Prism) and highly efficient reflector; completely homogeneously illuminated, satinised PMMA cover; optional with direct/indirect illumination characteristic for additional emphasis of the ceiling and more visual comfort; energy-efficient LEDs with very good colour rendering; binning initial ≤ 3 MacAdam; available in the light colours 3000 K and 4000 K; CRI ≥ 80; min. 90 % of the luminous flux after 50 000 hours; canopy with 2 cable openings and plug-in terminal for through wiring; degree of protection IP 20; PC I; photobiological safety according to IEC 62471 risk group 0; optionally non-dimmable or DALI-2 control with CLO function

DE Ringförmiger Leuchtenkörper aus gerolltem Aluminiumprofil, nahtlos verschweißt, flache Bauform (Leuchtenkörper 45 mm); Oberfläche weiß oder schwarz pulverbeschichtet; wahlweise in Spezialfarben; Pendelleuchte mit 1500 mm Seilabhängung; werkzeuglose Höhenverstellung an der Leuchte; inkl. transparenter Einspeiseleitung; seitlich eingekoppeltes Licht durch LGP-Body (Light-Guiding-Prism) und hocheffizientem Reflektor nach unten gelenkt; absolut homogen ausgeleuchtete, satinierte PMMA-Abdeckung; optional mit direkt/indirekter Abstrahlcharakteristik für zusätzliche Akzentuierung der Decke und mehr Sehkomfort; energieeffiziente LEDs mit sehr guter Farbwiedergabe; Binning initial ≤ 3 MacAdam; lieferbar in den Lichtfarben 3000 K und 4000 K; CRI ≥ 80; min. 90 % des Lichtstromes nach 50 000 h Lebensdauer; Baldachin mit 2 Kabelöffnungen und Steckklemme für Durchgangsverdrahtung; Schutzart IP 20; SK I; photobiologische Sicherheit gemäß IEC 62471 Risikogruppe 0; wahlweise nicht dimmbar oder DALI-2 Steuerung mit CLO-Funktion

CIRO

suspended

product design award 2014

GOOD DESIGN

Order options

COLOUR TEMPERATURE

3000 K	5
4000 K	6

CONTROL

non DIM	1
DALI-2 / CLO	3

MATERIAL COLOUR

white	7
black	8
special colours* xal.com/colours	X

*canopy always in white

7 8



LIGHT OPTIC COVER

opal

Options on request

COLOUR RENDERING INDEX

CRI ≥ 90

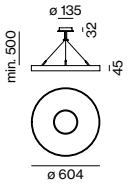

CIRO 600 suspended

1 ADDR. 220-240V

DIRECT

SYSTEM POWER	COLOUR TEMP.	LUMINOUS FLUX	ORDER CODE
42 W	3000 K	5390 lm	072-5256
	4000 K	5710 lm	

2 ADDR. 220-240V

DIRECT / INDIRECT

SYSTEM POWER	COLOUR TEMP.	LUMINOUS FLUX	ORDER CODE
57 W	3000 K	↧5390 / ↥2140 lm	072-5258
	4000 K	↧5710 / ↥2260 lm	

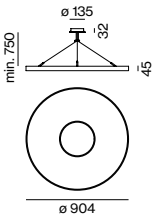

CIRO 900 suspended

2 ADDR. 220-240V

DIRECT

SYSTEM POWER	COLOUR TEMP.	LUMINOUS FLUX	ORDER CODE
83 W	3000 K	10800 lm	072-5276
	4000 K	11400 lm	

3 ADDR. 220-240V

DIRECT / INDIRECT

SYSTEM POWER	COLOUR TEMP.	LUMINOUS FLUX	ORDER CODE
100 W	3000 K	↧10800 / ↥3410 lm	072-5278
	4000 K	↧11400 / ↥3610 lm	

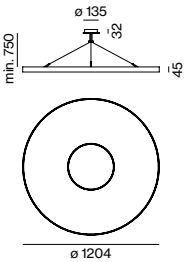

CIRO 1200 suspended

2 ADDR. 220-240V

DIRECT

SYSTEM POWER	COLOUR TEMP.	LUMINOUS FLUX	ORDER CODE
100 W	3000 K	14400 lm	072-5286
	4000 K	15200 lm	

3 ADDR. 220-240V

DIRECT / INDIRECT

SYSTEM POWER	COLOUR TEMP.	LUMINOUS FLUX	ORDER CODE
130 W	3000 K	↧14400 / ↥4390 lm	072-5288
	4000 K	↧15200 / ↥4650 lm	

LIGHT DISTRIBUTION

opal

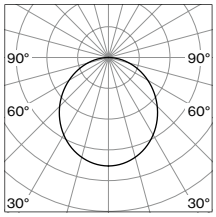

direct

opal

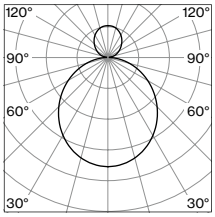

direct / indirect

Inspired by the sun

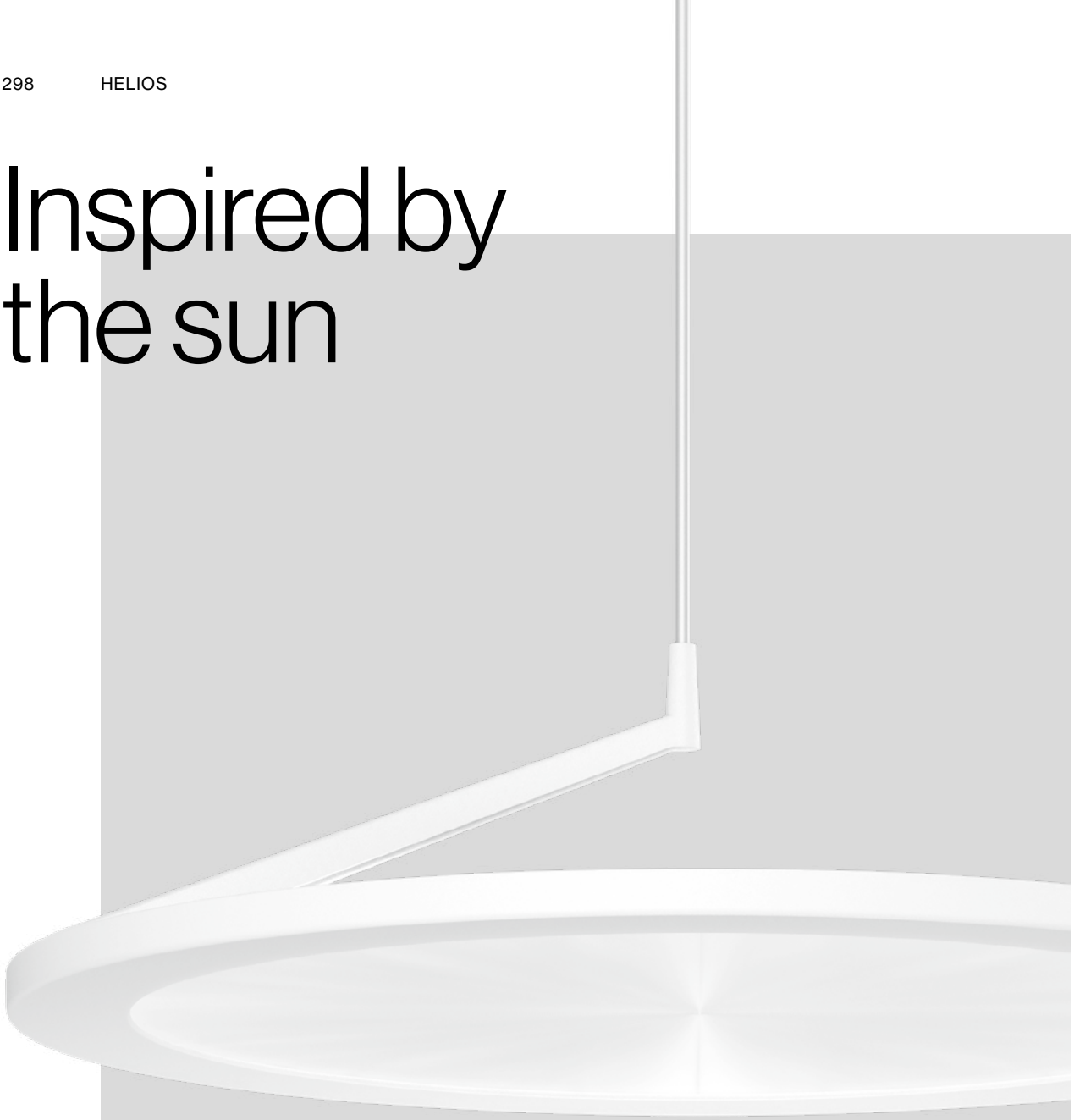

HELIOS

EN Product designer Kai Stania was inspired by the sun, the most natural of all light sources. HELIOS is an extremely slim circular luminaire with variable applications. Use a rotor reflector to switch manually between direct light or direct / indirect light to set the lighting mood you want. The suspended and floor luminaires have an iconic design and round off any interior concept. HELIOS's circular prismatic cover creates both pleasant basic illumination and lighting suitable for the workplace at either 3000 K or 4000 K. HELIOS responds smartly to the requirements of modern buildings with an additional daylight and movement sensor.

DE Inspiriert wurde Produktdesigner Kai Stania von der natürlichsten aller Lichtquellen: der Sonne. HELIOS ist eine extrem schlanke Rundleuchte, variabel im Einsatzbereich. Durch einen Rotorreflektor wechseln Sie manuell zwischen direktem Licht oder direkt / indirekt Licht – ganz nach individuell gewünschter Lichtstimmung. Die Hänge- und Stehleuchten im ikonischen Design runden jedes Interior-Konzept ab. Mit einer zirkularprismatischen Abdeckung schafft HELIOS zugleich angenehme Grundhelligkeit und arbeitsplatztaugliche Beleuchtung: wahlweise in 3000 K oder 4000 K. Mit einem zusätzlichen Helligkeits- und Anwesenheitssensor antwortet HELIOS smart auf die Anforderungen moderner Gebäude.

Mountings

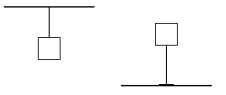

suspended free standing

Light distributions

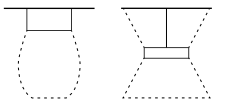

circular prismatic (UGR < 16) direct indirect



Quickinfo

3000 K, 4000 K
CRI ≥ 80
L90 @ 50 000 h
up to ↧ 3100 / ↥ 4410 lm
DALI
circular prismatic (UGR ≤ 16)

Type

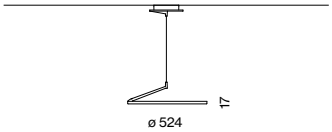

Colours

Light distribution

direct
indirect

Description

EN Ring shaped luminaire housing in die-cast aluminium; surface powder coated in white or black; Suspended luminaire with 1500 mm cable suspension, cable in a transparent feeder; electronic operating unit installed in the canopy; angled pendent with integrated cable management and adjustment mechanism for levelling; heat sink integrated into luminaire geometry for optimum thermal management and passive cooling of LEDs; direct / indirect light distribution by LGP body (Light Guiding Prism); side coupled light, directed up and down by laser engraving; optional direct light beam only, light control via highly reflective reflector material; Direct component: circular prismatic PMMA cover, completely homogeneous illumination; UGR < 16; energy-efficient LEDs with very good colour rendering; binning initial ≤ 3 MacAdam; available in the light colours 3000 K and 4000 K; CRI ≥ 80; min. 90 % of the luminous flux after 50 000 hours; canopy with 2 cable openings and plug-in terminal for through wiring; degree of protection IP 20; PC I; DALI control

DE Ringförmiger Leuchtenkörper aus Aluminiumdruckguss; Oberfläche weiß oder schwarz pulverbeschichtet; Pendelleuchte mit 1500 mm Seilabhängung, Seil in transparenter Einspeiseleitung geführt; elektronisches Betriebsgerät im Baldachin verbaut; Schrägpendelrohr mit integrierter Kabelführung und Verstellmechanismus für Neigungsausgleich; Kühlkörper in Leuchtengeometrie für optimales Thermomanagement und passive Kühlung der LEDs integriert; direkt / indirekte Lichtverteilung durch LGP-Body (Light-Guiding-Prism); seitlich eingekoppeltes Licht durch Lasergravur nach oben und unten gelenkt; optional nur direktstrahlend, Lichtlenkung mittels hochreflektierenden Reflektormaterials; Direktanteil: zirkularprismatische PMMA-Abdeckung, absolut homogene Ausleuchtung; UGR < 16; energieeffiziente LEDs mit sehr guter Farbwiedergabe; Binning initial ≤ 3 MacAdam; lieferbar in den Lichtfarben 3000 K und 4000 K; CRI ≥ 80; min. 90 % des Lichtstromes nach 50 000 h Lebensdauer; Baldachin mit 2 Kabelöffnungen und Steckklemme für Durchgangsverdrahtung; Schutzart IP 20; SK I; DALI-Steuerung

HELIOS
suspended

product design award 2014

GOOD DESIGN

Order options

COLOUR TEMPERATURE

3000 K	5
4000 K	6

CONTROL

DALI

MATERIAL COLOUR

white	7
black	8

(7) (8)

Options on request

COLOUR RENDERING INDEX

CRI ≥ 90

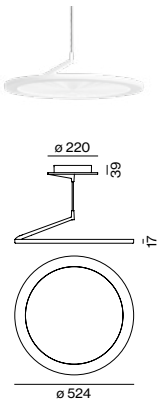

HELIOS suspended



DIRECT

SYSTEM POWER	COLOUR TEMP.	LUMINOUS FLUX	ORDER CODE
47 W	3000 K	5140 lm	059-8222 :: 3
	4000 K	5450 lm	



DIRECT / INDIRECT

SYSTEM POWER	COLOUR TEMP.	LUMINOUS FLUX	ORDER CODE
64 W	3000 K	↧2920 / ↥4170 lm	059-8232 :: 3
	4000 K	↧3100 / ↥4410 lm	

LIGHT DISTRIBUTION

circular de-glaring prism

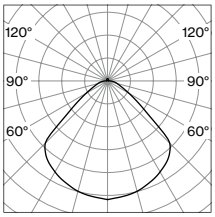

direct

circular de-glaring prism

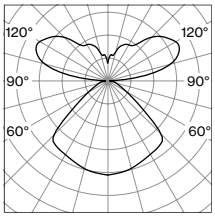

direct / indirect

Accessories

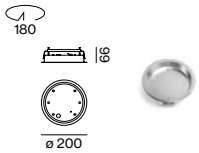

RECESSED HOUSING

TYPE	ORDER CODE
recessed canopy housing	005-36000

Technical data

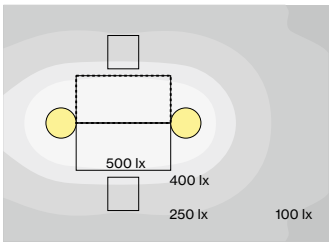



HELIOS suspended
64 W, 4000 K, direct / indirect

ROOM VALUES

Room dimensions	5.4 × 4 × 2.8 m
Reflection factor	0.7 | 0.5 | 0.2
Maintenance factor	0.8
Suspension height	2.25 m

CALCULATION SURFACE

Surface dimensions	1.6 × 0.8 m
Surface height	0.75 m
Average illuminance (E_m)	> 500 lx
Uniformity (U_0)	> 0.6

GLARE EVALUATION

Table Classification X=4H | Y=8H | S=0.25H

UGR transversal	< 16
UGR axial	< 16

back



Description

EN Free standing luminaire with an annular, slim luminaire head (only 17 mm) and stand; aluminium trapezoidal upright tube; surface powder coated in white or black; electronic operating unit installed in the downpipe; heat sink integrated into luminaire geometry for optimum thermal management and passive cooling of LEDs; direct/indirect light distribution by LGP body (Light Guiding Prism); side coupled light, directed up and down by laser engraving; Direct component: circular prismatic PMMA cover, completely homogeneous illumination; optionally: light distribution controlled by patented rotor reflector in highly reflective material; distribution of direct to indirect component continuously variable from 70:30 % to 100 % direct; UGR ≤ 16; energy-efficient LEDs with very good colour rendering; binning initial ≤ 3 MacAdam; available in the light colours 3000 K and 4000 K; CRI ≥ 80; min. 90 % of the luminous flux after 50 000 hours; degree of protection IP 20; PC I; easy control through touch DIM in the downpipe or with integrated infrared presence and brightness sensor; presence sensor detection range ø 4.5 m on the floor; incl. connection cable (3 m) with safety plug

DE Stehleuchte mit ringförmigem, schlankem Leuchtenkopf (nur 17 mm) und Standfuss; Aluminiumstandrohr trapezförmig; Oberfläche weiß oder schwarz pulverbeschichtet; elektronisches Betriebsgerät im Standrohr verbaut; Kühlkörper in Leuchtengeometrie für optimales Thermomanagement und passive Kühlung der LEDs integriert; direkt/indirekte Lichtverteilung durch LGP-Body (Light-Guiding-Prism); seitlich eingekoppeltes Licht durch Lasergravur nach oben und unten gelenkt; Direktanteil: zirkularprismatische PMMA-Abdeckung, absolut homogene Ausleuchtung; optional: Lichtverteilung durch patentierten Rotorreflektor aus hochreflektierendem Material steuerbar; Verteilung Direkt- zu Indirektlichtanteil stufenlos von 70:30 % auf 100 % Direktanteil einstellbar; UGR ≤ 16; energieeffiziente LEDs mit sehr guter Farbwiedergabe; Binning initial ≤ 3 MacAdam; lieferbar in den Lichtfarben 3000 K und 4000 K; CRI ≥ 80; min. 90 % des Lichtstromes nach 50 000 h Lebensdauer; Schutzart IP 20; SK I; einfache Regelung durch Touch-DIM im Standrohr oder mit integriertem Infrarot Anwesenheits- und Helligkeitssensor; Anwesenheitssensor-Erfassungsbereich ø 4,5 m am Fußboden; inkl. Anschlussleitung (3 m) mit Schutzkontaktstecker

HELIOS

free standing

Quickinfo

3000 K, 4000 K
CRI ≥ 80
L90 @ 50 000 h
up to ↧ 3640 / ↥ 5190 lm
touch DIM
daylight & movement sensor
circular prismatic (UGR ≤ 16)

Type

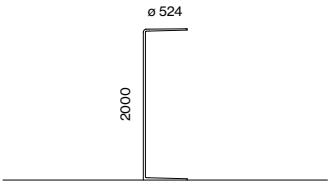

Colours

Light distribution



product design award 2014

Order options

COLOUR TEMPERATURE

3000 K	5
4000 K	6

CONTROL

touch DIM	5
daylight & movement sensor	7

MATERIAL COLOUR

white	7
black	8

7 8

LIGHT OPTIC COVER

circular de-glaring prism

Options on request

COLOUR RENDERING INDEX

CRI ≥ 90

CONTROL

dynamic daylight control



HELIOS rotor reflector free standing

220-240V

DIRECT / INDIRECT

SYSTEM POWER	COLOUR TEMP.	LUMINOUS FLUX	ORDER CODE
64 W	3000 K	↧ 4840 / ↥ 1920 lm	059-8926
	4000 K	↧ 5130 / ↥ 2030 lm	

LIGHT DISTRIBUTION

reflector open

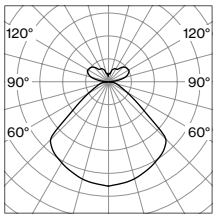

direct / indirect



HELIOS free standing

UGR ≤ 16

220-240V

DIRECT / INDIRECT

SYSTEM POWER	COLOUR TEMP.	LUMINOUS FLUX	ORDER CODE
78 W	3000 K	↧ 3440 / ↥ 4900 lm	059-8936
	4000 K	↧ 3640 / ↥ 5190 lm	

LIGHT DISTRIBUTION

circular de-glaring prism

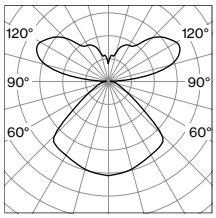

direct / indirect

Technical data

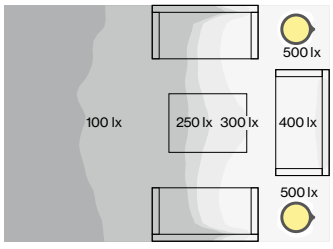

HELIOS free standing, 78 W, 4000 K
direct / indirect

ROOM VALUES

Room dimensions	5.4 × 4 × 2.8 m
Reflection factor	0.7 | 0.5 | 0.2
Maintenance factor	0.8

CALCULATION SURFACE

Surface dimensions	Floor
Surface height	0 m



GLARE EVALUATION

Table Classification X=4H | Y=8H | S=0.25H

UGR transversal	< 16
UGR axial	< 16

Elegance at work

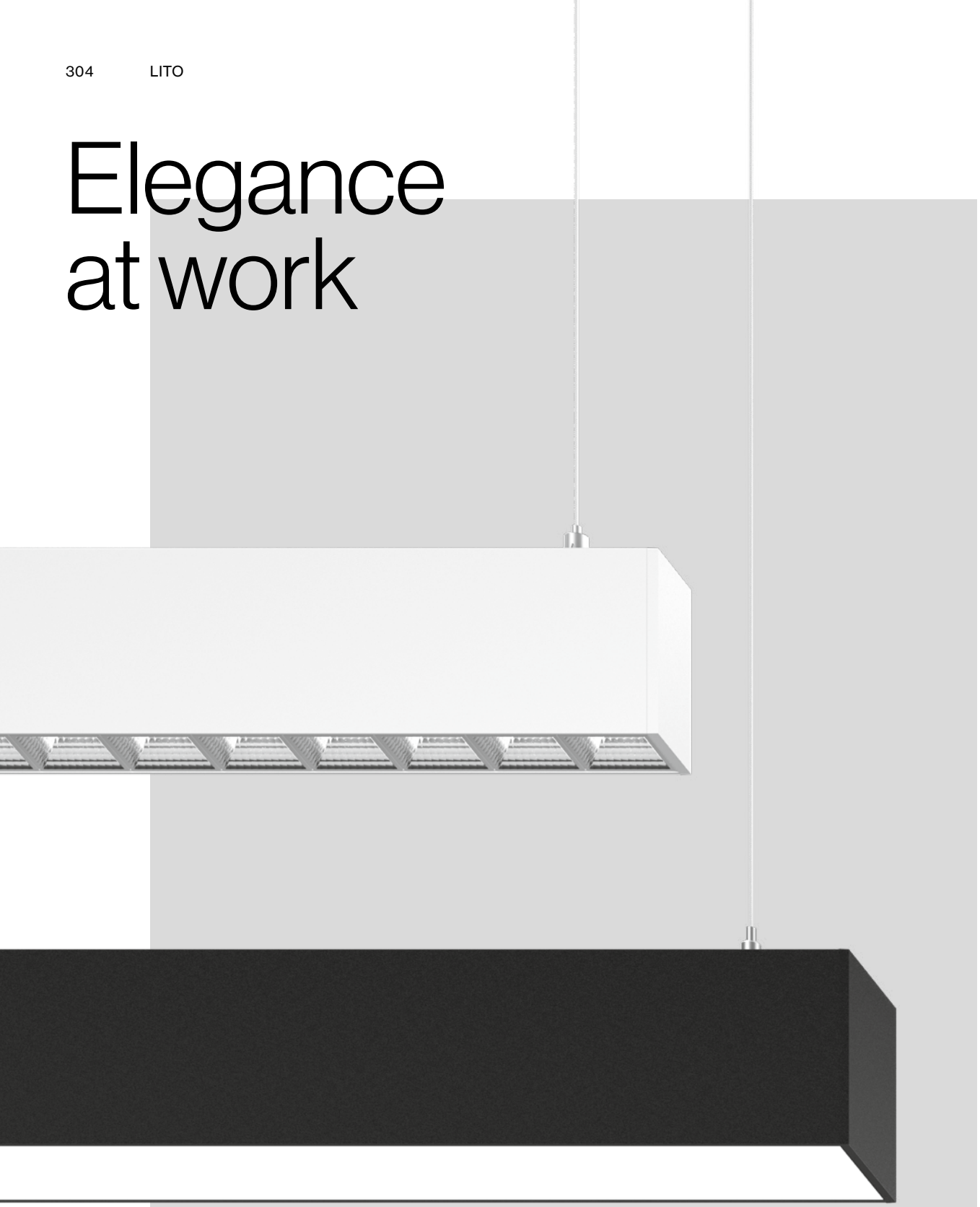

LITO

EN LITO is a versatile, elegant, and strikingly slim office luminaire. It is available in two widths, three standard colours (white, black and grey) and other custom colours. Both available versions comply with the standard specifications for workstations. LITO with a microprismatic cover ensures homogeneous illumination, while the reflector version with facetted optics casts directed, glare-free light onto the work surface. LITO comes with a 170° wide beam indirect light to provide pleasant ceiling illumination. Optionally equipped with a daylight and movement sensor, LITO reacts dynamically to people in the office and changing daylight. This generates a friendly working environment and saves energy.

DE In zwei Breiten, drei Standardfarben (Weiß, Schwarz und Grau) sowie weiteren Spezialfarben ist LITO eine vielseitige, elegante und auffallend schmale Office-Leuchte. Beide verfügbaren Varianten entsprechen den Normvorgaben für Arbeitsplätze: LITO mit mikroprismatischer Abdeckung sorgt für eine homogene Ausleuchtung, während die Reflektor-Variante mit Facettenoptik gerichtetes, entblendetes Licht auf die Arbeitsfläche lenkt. Für eine angenehme Deckenaufhellung bietet LITO ein 170° weit abstrahlendes Indirektlicht. Wahlweise ausgestattet mit einem Helligkeits- und Anwesenheitssensor reagiert LITO dynamisch auf Menschen im Büro und sich veränderndes Tageslicht – das schafft ein angenehmes Arbeitsumfeld und spart Energie.

Types



40 reflector
60 microprismatic

Mounting



suspended

Light distributions

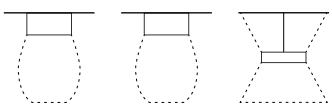

reflector (UGR ≤ 19)
microprismatic (UGR ≤ 19)
direct indirect



Description

EN Luminaire housing from extruded aluminium profile, angular design; no visible screws; surface powder coated in white, grey or black; available in special colours; suspended luminaire with 1500 mm cable suspension; with integrated tool-less suspension height adjustment; spring clip attachment to the luminaire; freely positionable; incl. transparent feed; light inset made from extruded profile for improved thermal management; high-quality, chromed reflector with faceted design; workplace light suitable for VDUs according to DIN EN 12464-1 (UGR ≤ 19); direct / indirect light distribution; Indirect light component with integrated PC boards and high-quality lens system for maximum, homogeneous ceiling illumination; energy-efficient LEDs with very good colour rendering; binning initial ≤ 3 MacAdam; available in the light colours 3000 K and 4000 K; CRI ≥ 80; min. 90 % of the luminous flux after 50 000 hours; degree of protection IP 20; PC I; optionally non-dimmable, DALI-2 control or dimmable with integrated infrared presence and brightness sensor

DE Leuchtenkörper aus Aluminiumstrangpressprofil, kantige Ausführung; keine sichtbaren Schrauben; Oberfläche weiß, grau oder schwarz pulverbeschichtet; wahlweise in Spezialfarben; Pendelleuchte mit 1500 mm Seilabhängung; werkzeuglose Höhenverstellung an der Leuchte; Befestigung an der Leuchte mittels Federclips; frei positionierbar; inkl. transparenter Einspeiseleitung; Lichteinsatz aus Strangpressprofil für verbessertes Thermomanagement; hochwertiger, verchromter Reflektor mit Facettenoptik; bildschirmtaugliche Arbeitsplatzleuchte nach DIN EN 12464-1 (UGR ≤ 19); direkt / indirekte Abstrahlcharakteristik; Indirektlichtanteil mit eigenen Platinen und hochwertiger Linsenoptik für maximale, homogene Deckenaufhellung; energieeffiziente LEDs mit sehr guter Farbwiedergabe; Binning initial ≤ 3 MacAdam; lieferbar in den Lichtfarben 3000 K und 4000 K; CRI ≥ 80; min. 90 % des Lichtstromes nach 50 000 h Lebensdauer; Schutzart IP 20; SK I; wahlweise nicht dimmbar, DALI-2 Steuerung oder dimmbar mit integriertem Infrarot Anwesenheits- und Helligkeitssensor

LITO 40

suspended

Quickinfo

3000 K, 4000 K
CRI ≥ 80
L90 @ 50 000 h
UGR ≤ 19 / 65° ≤ 1500 cd/m²
L 1210 up to ↧ 4410 / ↥ 1400 lm
L 1810 up to ↧ 6610 / ↥ 2100 lm
L 2410 up to ↧ 8820 / ↥ 2800 lm
non DIM, DALI-2
daylight and movement sensor
reflector (UGR ≤ 19)

Types

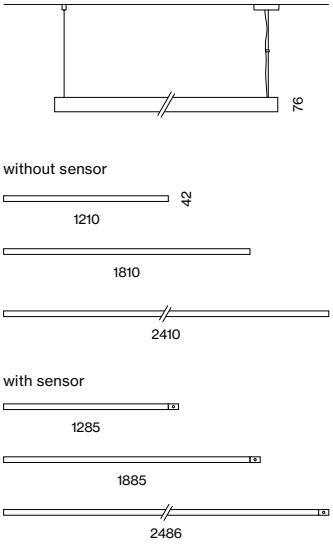

Colours



standard



xal.com/colours

Light distribution



direct
indirect

IOT ready

Order options

COLOUR TEMPERATURE

3000 K	5
4000 K	6

CONTROL

non DIM	1
DALI-2	3
daylight & movement sensor	7

MATERIAL COLOUR

white	7
grey	G
black	8
special colours* xal.com/colours	X

*canopy always in white

7 G 8



LIGHT OPTIC COVER

chrome reflector (UGR ≤ 19)

Options on request

COLOUR RENDERING INDEX

CRI ≥ 90

REFLECTOR COLOUR

black high gloss
copper high gloss
gold high gloss



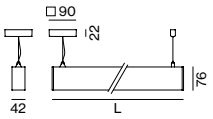

LITO 40 suspended

UGR ≤ 19 | cd/m² ≤ 1500 | DALI 1 ADDR. | 220-240 V

DIRECT / INDIRECT

SYS. POWER	COLOUR TEMP.	LUM. FLUX	L (mm)*	ORDER CODE
50 W	3000 K	↧ 4160 / ↥ 1320 lm	1210	0 4 5 - 2 2 2 4 :: ◪ R
	4000 K	↧ 4410 / ↥ 1400 lm		
75 W	3000 K	↧ 6250 / ↥ 1980 lm	1810	0 4 5 - 2 2 2 6 :: ◪ R
	4000 K	↧ 6610 / ↥ 2100 lm		
95 W	3000 K	↧ 8330 / ↥ 2640 lm	2410	0 4 5 - 2 2 2 8 :: ◪ R
	4000 K	↧ 8820 / ↥ 2800 lm		

*with daylight & movement sensor: L + 75 mm

LIGHT DISTRIBUTION

chrome reflector

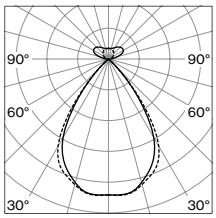

direct / indirect

Technical data

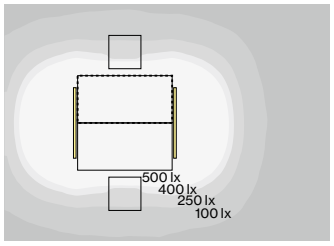



LITO 40 suspended, 50 W, 4000 K
direct / indirect

ROOM VALUES

Room dimensions	5.4 × 4 × 2.8 m
Reflection factor	0.7 | 0.5 | 0.2
Maintenance factor	0.8
Mounting height	2.25 m

CALCULATION SURFACE ·····

Surface dimensions	1.6 × 0.8
Surface height	0.75
Average illuminance (E_m)	> 500 lx
Uniformity (U_0)	> 0.6

GLARE EVALUATION

Table Classification X=4H | Y=8H | S=0.25H

UGR transversal	< 19
UGR axial	< 19

≥ 65° ≤ 1500 cd/m²



Description

EN Luminaire housing from extruded aluminium profile, angular design; no visible screws; surface powder coated in white, grey or black; available in special colours; suspended luminaire with 1500 mm cable suspension; with integrated tool-less suspension height adjustment; spring clip attachment to the luminaire; freely positionable; incl. transparent feed; light inset made from extruded profile for improved thermal management; micro prismatic PMMA diffuser incl. diffuser film for homogeneous illumination and reduced luminance; UGR ≤ 19; direct / indirect light distribution; Indirect light component with integrated PC boards for maximum, homogeneous ceiling illumination; energy-efficient LEDs with very good colour rendering; binning initial ≤ 3 MacAdam; available in the light colours 3000 K and 4000 K; CRI ≥ 80; min. 90 % of the luminous flux after 50 000 hours; degree of protection IP 20; PC I; photobiological safety according to IEC 62471 risk group 0; optionally non-dimmable, DALI-2 control or dimmable with integrated infrared presence and brightness sensor

DE Leuchtenkörper aus Aluminiumstrangpressprofil, kantige Ausführung; keine sichtbaren Schrauben; Oberfläche weiß, grau oder schwarz pulverbeschichtet; wahlweise in Spezialfarben; Pendelleuchte mit 1500 mm Seilabhängung; werkzeuglose Höhenverstellung an der Leuchte; Befestigung an der Leuchte mittels Federclips; frei positionierbar; inkl. transparenter Einspeiseleitung; Lichteinsatz aus Strangpressprofil für verbessertes Thermomanagement; mikroprismatische PMMA-Abdeckung inkl. Diffusorfolie zur Reduktion der Leuchtdichte bei homogener Ausleuchtung; UGR ≤ 19; direkt / indirekte Abstrahlcharakteristik; Indirektlichtanteil mit eigenen Platinen für maximale, homogene Deckenaufhellung; energieeffiziente LEDs mit sehr guter Farbwiedergabe; Binning initial ≤ 3 MacAdam; lieferbar in den Lichtfarben 3000 K und 4000 K; CRI ≥ 80; min. 90 % des Lichtstromes nach 50 000 h Lebensdauer; Schutzart IP 20; SK I; photobiologische Sicherheit gemäß IEC 62471 Risikogruppe 0; wahlweise nicht dimmbar, DALI-2 Steuerung oder dimmbar mit integriertem Infrarot Anwesenheits- und Helligkeitssensor

LITO 60

suspended

Quickinfo

3000 K, 4000 K
CRI ≥ 80
L90 @ 50 000 h
L 1180 up to ↧ 2760 / ↥ 1990 lm
L 1480 up to ↧ 3450 / ↥ 2480 lm
L 2352 up to ↧ 5520 / ↥ 3980 lm
non DIM, DALI-2
daylight and movement sensor
microprismatic (UGR ≤ 19)

Types

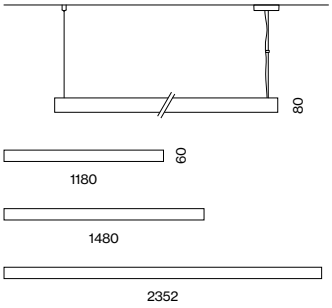

Colours



standard



xal.com/colours

Light distribution



direct
indirect

IOT ready

Order options

COLOUR TEMPERATURE

3000 K	5
4000 K	6

CONTROL

non DIM	1
DALI-2	3
daylight & movement sensor	7

MATERIAL COLOUR

white	7
grey	G
black	8
special colours* xal.com/colours	X

*canopy always in white

7 G 8



LIGHT OPTIC COVER

microprismatic (UGR ≤ 19)

Options on request

COLOUR RENDERING INDEX

CRI ≥ 90

CONTROL

dynamic daylight control

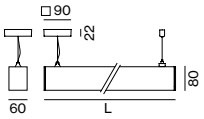

LITO 60 suspended

UGR ≤ 19 | DALI 1 ADDR. | 220-240V

DIRECT / INDIRECT

SYS. POWER	COLOUR TEMP.	LUM. FLUX	L (mm)	ORDER CODE
41 W	3000 K	↧ 2610 / ↥ 1880 lm	1180	0 4 6 - 5 2 2 4 :: ◪ Z
	4000 K	↧ 2760 / ↥ 1990 lm		
51 W	3000 K	↧ 3260 / ↥ 2350 lm	1480	0 4 6 - 5 2 2 5 :: ◪ Z
	4000 K	↧ 3450 / ↥ 2480 lm		
82 W	3000 K	↧ 5220 / ↥ 3750 lm	2352	0 4 6 - 5 2 2 8 :: ◪ Z
	4000 K	↧ 5520 / ↥ 3980 lm		

LIGHT DISTRIBUTION

microprismatic

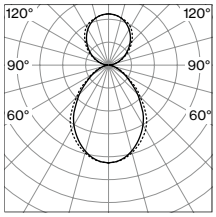

direct / indirect

Technical data

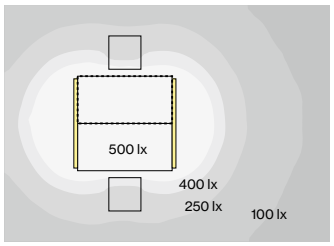



LITO 60 suspended, 51 W, 4000 K
direct / indirect

ROOM VALUES

Room dimensions	5.4 × 4 × 2.8 m
Reflection factor	0.7 | 0.5 | 0.2
Maintenance factor	0.8
Mounting height	2.25 m

CALCULATION SURFACE ·····

Surface dimensions	1.6 × 0.8
Surface height	0.75
Average illuminance (E_m)	> 500 lx
Uniformity (U_0)	> 0.6

GLARE EVALUATION

Table Classification X=4H | Y=8H | S=0.25H	
UGR transversal	≤ 19
UGR axial	≤ 19

Slim and smart in the office



BETO

EN Extremely slim and powerful, BETO combines technical excellence with subtle, minimalist design in many colours. The BETO product family offers recessed or free-standing luminaires, or a suspended version. All versions have custom reflectors for the best, screen-appropriate working light; as a free-standing luminaire, ideally suited for single or double workstations, and in a matching suspended version for double or quadruple workstations. Ring and square luminaires complete the series. Free-standing and suspended versions have an indirect light component for ceiling illumination. The colour rendering value of up to CRI ≥ 98 crafts a pleasant atmosphere. BETO comes in 3000 K or 4000 K light colours, or as a Tunable White option. The luminaire can be fitted with a presence and brightness sensor. This adapts the lighting to the activities in the office, while reducing energy costs.

DE Extrem schlank und leistungsstark – BETO vereint technische Exzellenz mit subtilem, minimalistischem Design in vielen Farbvarianten. Die BETO Produktfamilie ist als Einbau- oder Stehleuchte sowie in abgependelter Version verfügbar. In allen Ausführungen verfügt die Leuchte über spezielle Reflektoren für bestes, bildschirmtaugliches Arbeitslicht: Als Stehleuchte ideal geeignet für den Einzel- oder Doppelarbeitsplatz und in dazu passender abgehängter Variante für Doppel- oder Vierfach-Arbeitsplätze. Ringleuchten und quadratische Ausführungen komplettieren die Serie. Steh- und abgehängte Versionen verfügen über einen Indirektlichtanteil zur Deckenaufhellung. Der Farbwiedergabewert von bis zu CRI ≥ 98 schafft zusätzliche eine angenehme Raumatmosphäre. BETO ist in den Lichtfarben 3000 K, 4000 K oder als Tunable White Option erhältlich. Optional kann die Leuchte mit einem Anwesenheits- und Helligkeitssensor ausgestattet werden. Damit lässt sich die Beleuchtung den Abläufen im Büro anpassen, gleichzeitig werden Energiekosten gesenkt.

Types

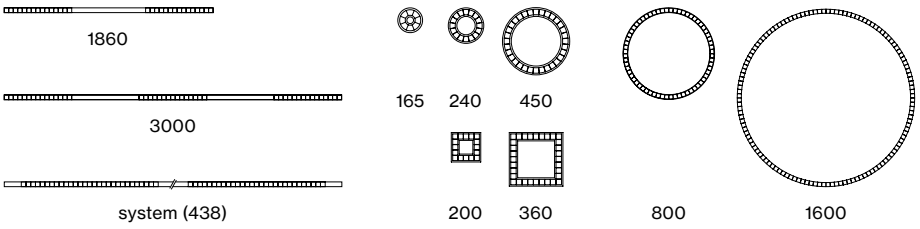

Mountings

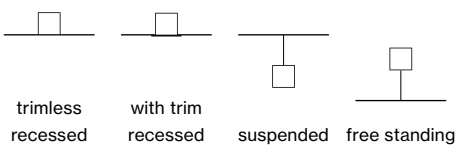

Light distributions

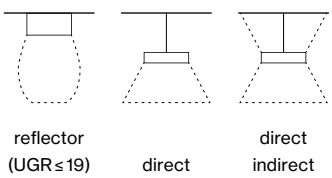

back









Quickinfo

3000 K, 4000 K, TW
CRI ≥ 80
L90 @ 50 000 h
UGR ≤ 19 / 65° ≤ 1500 cd/m²
ø 165 / 155 up to 1100 lm
non DIM, DALI-2
reflector (UGR ≤ 19)

Types



Colours



Light distribution



Description

EN Ring shaped luminaire housing in die-cast aluminium; extremely slim design; recessed luminaire with trim; surface powder coated in white or black; suitable for ceiling thickness of 2 – 25 mm; or for trimless installation in plasterboard ceilings; incl. blind cover made of plastic in the cut-out; optional: SASSO 60 round for installation in the cut-out available as an accessory; high-quality, chromed reflector with faceted design; workplace luminaire suitable for VDUs according to DIN EN 12464-1 (UGR ≤ 19); energy-efficient LEDs with very good colour rendering; binning initial ≤ 3 MacAdam; available in the light colours 3000 K, 4000 K and tunable white (2700 – 6500 K); CRI ≥ 80; min. 90 % of the luminous flux after 50 000 hours; degree of protection IP 20; PC I; optionally non-dimmable or DALI-2 control

DE Ringförmiger Leuchtenkörper aus Aluminiumdruckguss; extrem schlanke Bauform; Einbauleuchte mit umlaufendem Rand; Oberfläche weiß oder schwarz pulverbeschichtet; geeignet für Deckenstärken von 2 – 25 mm; oder für randlosen Einbau in Gipskartondecken; inkl. Blindabdeckung aus Kunststoff im Innenausschnitt; optional: SASSO 60 round zum Einsetzen im Innenausschnitt als Zubehör erhältlich; hochwertiger, verchromter Reflektor mit Facettenoptik; bildschirmtaugliche Arbeitsplatzleuchte nach DIN EN 12464-1 (UGR ≤ 19); energieeffiziente LEDs mit sehr guter Farbwiedergabe; Binning initial ≤ 3 MacAdam; lieferbar in den Lichtfarben 3000 K, 4000 K und Tunable White (2700 – 6500 K); CRI ≥ 80; min. 90 % des Lichtstromes nach 50 000 h Lebensdauer; Schutzart IP 20; SK I; wahlweise nicht dimmbar oder DALI-2 Steuerung

BETO circle 160

recessed

Order options

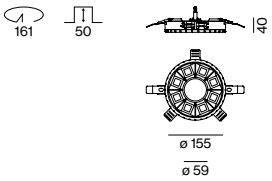

COLOUR TEMPERATURE

3000 K	5
4000 K	6
tunable white 2700 – 6500 K	D

CONTROL

non DIM*	1
DALI-2	3

*not for tunable white

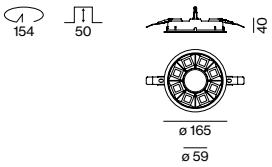

MATERIAL COLOUR

white	7
black	8

7 8

LIGHT OPTIC COVER

reflector (UGR ≤ 19)

Options on request

COLOUR RENDERING INDEX

CRI ≥ 90

GRID CEILING MOUNTING

installed in module 600 × 600 mm
installed in module 625 × 625 mm

INLAY

sensor
emergency light

BETO circle 160 recessed trimless

UGR ≤ 19 | cd/m² ≤ 1500 | DALI 1 ADDR. | 220-240V

DIRECT

SYSTEM POWER	COLOUR TEMP.	LUMINOUS FLUX	ORDER CODE
8 W	3000 K	1040 lm	0 7 4 - 8 2 1 2 R
	4000 K	1100 lm	

BETO circle 160 recessed trim

UGR ≤ 19 | cd/m² ≤ 1500 | DALI 1 ADDR. | 220-240V

DIRECT

SYSTEM POWER	COLOUR TEMP.	LUMINOUS FLUX	ORDER CODE
8 W	3000 K	1040 lm	0 7 4 - 8 1 1 2 R
	4000 K	1100 lm	

LIGHT DISTRIBUTION

reflector (UGR ≤ 19)

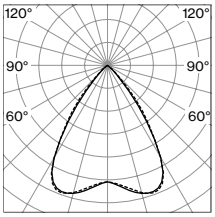

direct

Accessory

SASSO 60 SPOTLIGHT

TYPE	ORDER CODE
SASSO 60 round adjustable	see page 48
SASSO 60 round downlight	see page 48

back





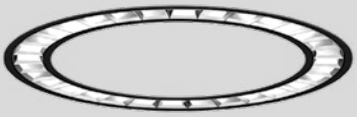



Description

EN Ring shaped luminaire housing in die-cast aluminium; extremely slim design; recessed luminaire with trim; optional: aluminium plate to cover the cut-out available as an accessory; suitable for ceiling thickness of 2–25 mm; surface powder coated in white or black; high-quality, chromed reflector with faceted design; workplace luminaire suitable for VDUs according to DIN EN 12464-1 (UGR ≤ 19); energy-efficient LEDs with very good colour rendering; binning initial ≤ 3 MacAdam; available in the light colours 3000 K, 4000 K and tunable white (2700–6500 K); CRI ≥ 80; min. 90 % of the luminous flux after 50 000 hours; degree of protection IP 20; PC I; optionally non-dimmable or DALI-2 control

DE Ringförmiger Leuchtenkörper aus Aluminiumdruckguss; extrem schlanke Bauform; Einbauleuchte mit umlaufendem Rand; optional: Aluminiumplatte zum Einlegen im Innenausschnitt als Zubehör erhältlich; geeignet für Deckenstärken von 2–25 mm; Oberfläche weiß oder schwarz pulverbeschichtet; hochwertiger, verchromter Reflektor mit Facettenoptik; bildschirmtaugliche Arbeitsplatzleuchte nach DIN EN 12464-1 (UGR ≤ 19); energieeffiziente LEDs mit sehr guter Farbwiedergabe; Binning initial ≤ 3 MacAdam; lieferbar in den Lichtfarben 3000 K, 4000 K und Tunable White (2700–6500 K); CRI ≥ 80; min. 90 % des Lichtstromes nach 50 000 h Lebensdauer; Schutzart IP 20; SK I; wahlweise nicht dimmbar oder DALI-2 Steuerung

BETO circle 240 / 450
recessed with trim

Quickinfo

3000 K, 4000 K, TW
CRI ≥ 80
L90 @ 50 000 h
UGR ≤ 19 / 65° ≤ 1500 cd/m²
ø 240 up to 2200 lm
ø 450 up to 6060 lm
non DIM, DALI-2
reflector (UGR ≤ 19)

Types

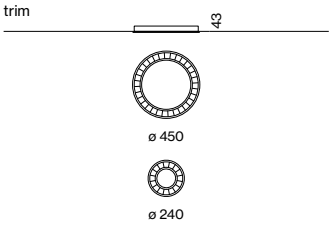

Colours



Light distribution



Order options

COLOUR TEMPERATURE

3000 K	5
4000 K	6
tunable white 2700 – 6500 K	D

CONTROL

non DIM*	1
DALI-2	3

*not for tunable white

MATERIAL COLOUR

white	7
black	8

7 8

LIGHT OPTIC COVER

reflector (UGR ≤ 19)

Options on request

COLOUR RENDERING INDEX

CRI ≥ 90

GRID CEILING MOUNTING

installed in module 600 × 600 mm
installed in module 625 × 625 mm

INLAY

sensor
emergency light



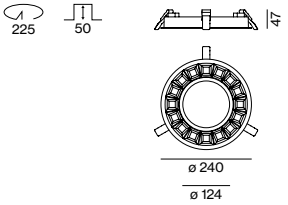

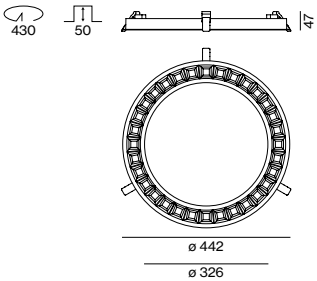

BETO circle 240 recessed

UGR ≤ 19 | cd/m² ≤ 1500 | DALI 1 ADDR. | 220-240 V

DIRECT

SYSTEM POWER	COLOUR TEMP.	LUMINOUS FLUX	ORDER CODE
14 W	3000 K	2080 lm	074-81144 R
	4000 K	2200 lm	

BETO circle 450 recessed

UGR ≤ 19 | cd/m² ≤ 1500 | DALI 1 ADDR. | 220-240 V

DIRECT

SYSTEM POWER	COLOUR TEMP.	LUMINOUS FLUX	ORDER CODE
28 W	3000 K	4170 lm	074-81166 R
	4000 K	4390 lm	
42 W	3000 K	5720 lm	074-81263 R
	4000 K	6060 lm	

LIGHT DISTRIBUTION

reflector (UGR ≤ 19)

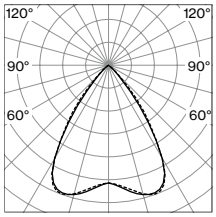

direct

Accessory

INLAY

TYPE	ORDER CODE
inlay for BETO 240 circle recessed	074-89114 1
inlay for BETO 450 circle recessed	074-89116 1

back









Description

EN Square luminaire housing in die-cast aluminium; extremely slim design; recessed luminaire with trim; optional: aluminium plate to cover the cut-out available as an accessory; suitable for ceiling thickness of 2–25 mm; surface powder coated in white or black; high-quality, chromed reflector with faceted design; workplace luminaire suitable for VDUs according to DIN EN 12464-1 (UGR ≤ 13); energy-efficient LEDs with very good colour rendering; binning initial ≤ 3 MacAdam; available in the light colours 3000 K, 4000 K and tunable white (2700–6500 K); CRI ≥ 80; min. 90 % of the luminous flux after 50 000 hours; degree of protection IP 20; PC I; optionally non-dimmable or DALI-2 control

DE Quadratischer Leuchtenkörper aus Aluminiumdruckguss; extrem schlanke Bauform; Einbauleuchte mit umlaufendem Rand; optional: Aluminiumplatte zum Einlegen im Innenausschnitt als Zubehör erhältlich; geeignet für Deckenstärken von 2–25 mm; Oberfläche weiß oder schwarz pulverbeschichtet; hochwertiger, verchromter Reflektor mit Facettenoptik; bildschirmtaugliche Arbeitsplatzleuchte nach DIN EN 12464-1 (UGR ≤ 13); energieeffiziente LEDs mit sehr guter Farbwiedergabe; Binning initial ≤ 3 MacAdam; lieferbar in den Lichtfarben 3000 K, 4000 K und Tunable White (2700–6500 K); CRI ≥ 80; min. 90 % des Lichtstromes nach 50 000 h Lebensdauer; Schutzart IP 20; SK I; wahlweise nicht dimmbar oder DALI-2 Steuerung

BETO square

recessed with trim

Quickinfo

3000 K, 4000 K, TW
CRI ≥ 80
L90 @ 50 000 h
UGR ≤ 19 / 65° ≤ 1500 cd/m²
□ 200 up to 2200 lm
□ 356 up to 6060 lm
non DIM, DALI-2
reflector (UGR ≤ 19)

Types

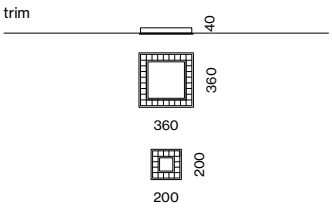

Colours

Light distribution



Order options

COLOUR TEMPERATURE

3000 K	5
4000 K	6
tunable white 2700 – 6500 K	D

CONTROL

non DIM*	1
DALI-2	3

*not for tunable white

MATERIAL COLOUR

white	7
black	8

7 8

LIGHT OPTIC COVER

reflector (UGR ≤ 19)

Options on request

COLOUR RENDERING INDEX

CRI ≥ 90

GRID CEILING MOUNTING

installed in module 600 × 600 mm
installed in module 625 × 625 mm



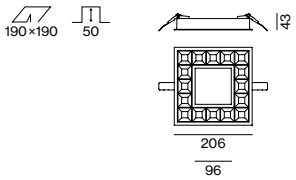

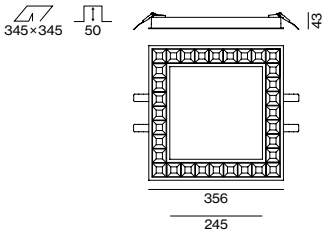

BETO square 200 recessed

UGR ≤ 19 | cd/m² ≤ 1500 | DALI 1 ADDR. | 220-240 V

DIRECT

SYSTEM POWER	COLOUR TEMP.	LUMINOUS FLUX	ORDER CODE
14 W	3000 K	2080 lm	074-8314 :: ◆ ◪ R
	4000 K	2200 lm	

BETO square 360 recessed

UGR ≤ 19 | cd/m² ≤ 1500 | DALI 1 ADDR. | 220-240 V

DIRECT

SYSTEM POWER	COLOUR TEMP.	LUMINOUS FLUX	ORDER CODE
28 W	3000 K	4170 lm	074-8316 :: ◆ ◪ R
	4000 K	4390 lm	
42 W	3000 K	5720 lm	074-8326 :: 3 ◪ R
	4000 K	6060 lm	

LIGHT DISTRIBUTION

reflector (UGR ≤ 19)

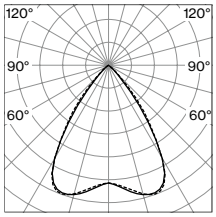

direct

Accessory

INLAY

TYPE	ORDER CODE
inlay for BETO 200 square recessed	074-891341 ◪
inlay for BETO 360 square recessed	074-891361 ◪



Description

EN Ring shaped luminaire housing from rolled aluminium extruded profile, seamlessly welded; extremely slim design (only 42 × 42 mm); surface powder coated in white, grey or black; available in special colours; suspended luminaire with 2000 mm cable suspension; with transparent feeder cable; electronic operating unit installed in the canopy; extruded profile for improved thermal management; high-quality, chromed reflector with faceted design; workplace luminaire suitable for VDUs according to DIN EN 12464-1 (UGR ≤ 19); direct or direct / indirect light distribution; indirect light component with integrated PC boards and high-quality lens system for maximum, homogeneous ceiling illumination; energy-efficient LEDs with very good colour rendering; binning initial ≤ 3 MacAdam; available in the light colours 3000 K, 4000 K and tunable white (2700 – 6500 K); CRI ≥ 80; min. 90 % of the luminous flux after 50 000 hours; degree of protection IP 20; PC I; optionally non-dimmable or DALI-2 control

DE Ringförmiger Leuchtenkörper aus gerolltem Aluminiumstrangpressprofil nahtlos verschweißt; extrem schlanke Bauform (nur 42 × 42 mm); Oberfläche weiß, grau oder schwarz pulverbeschichtet; wahlweise in Spezialfarben; Pendelleuchte mit 2000 mm Seilabhängung; inkl. transp. Einspeiseleitung; elektronisches Betriebsgerät im Baldachin verbaut; Strangpressprofil für verbessertes Thermomanagement; hochwertiger, verchromter Reflektor mit Facettenoptik; bildschirmtaugliche Arbeitsplatzleuchte nach DIN EN 12464-1 (UGR ≤ 19); direkte bzw. direkt / indirekte Abstrahlcharakteristik; Indirektlichtanteil mit eigenen Platinen und hochwertiger Linsenoptik für maximale, homogene Deckenaufhellung; energieeffiziente LEDs mit sehr guter Farbwiedergabe; Binning initial ≤ 3 MacAdam; lieferbar in den Lichtfarben 3000 K, 4000 K und Tunable White (2700 – 6500 K); CRI ≥ 80; min. 90 % des Lichtstromes nach 50 000 h Lebensdauer; Schutzart IP 20; SK I; wahlweise nicht dimmbar oder DALI-2 Steuerung

BETO circle

suspended

Quickinfo

3000 K, 4000 K, TW
CRI ≥ 80
L90 @ 50 000 h
UGR ≤ 19 / 65° ≤ 1500 cd/m²
ø 807 up to ↧ 7080 / ↥ 6780 lm
ø 1589 up to ↧ 14200 / ↥ 13600 lm
non DIM, DALI-2
reflector (UGR ≤ 19)

Types

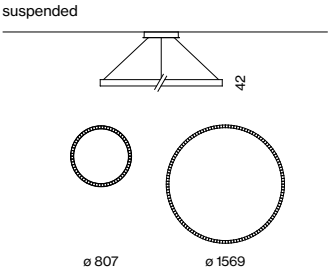

Colours



standard xal.com/colours

Light distributions



Order options

COLOUR TEMPERATURE

3000 K	5
4000 K	6
tunable white 2700 – 6500 K	D

CONTROL

non DIM*	1
DALI-2	3

*not for tunable white

MATERIAL COLOUR

white	7
grey	G
black	8
special colours* xal.com/colours	X

*canopy always in white



LIGHT OPTIC COVER

reflector (UGR ≤ 19)

Options on request

COLOUR RENDERING INDEX

CRI ≥ 90



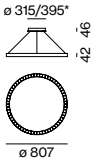

*tunable white options

BETO circle 800 suspended

UGR ≤ 19 | cd/m² ≤ 1500 | DALI 1 ADDR. | 220-240V

DIRECT

SYSTEM POWER	COLOUR TEMP.	LUMINOUS FLUX	ORDER CODE
52 W	3000 K	6720 lm	0 7 4 - 7 4 0 3 :: ◆ ◪ R
	4000 K	7080 lm	

UGR ≤ 19 | cd/m² ≤ 1500 | DALI 1 ADDR. | 220-240V

DIRECT / INDIRECT POWER

SYSTEM POWER	COLOUR TEMP.	LUMINOUS FLUX	ORDER CODE
97 W	3000 K	↧ 6690 / ↥ 6400 lm	0 7 4 - 7 4 4 3 :: ◆ ◪ R
	4000 K	↧ 7080 / ↥ 6780 lm	



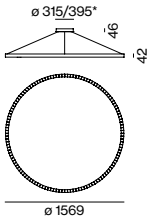

*tunable white and direct / indirect power options

BETO circle 1600 suspended

UGR ≤ 19 | cd/m² ≤ 1500 | DALI 1 ADDR. | 220-240V

DIRECT

SYSTEM POWER	COLOUR TEMP.	LUMINOUS FLUX	ORDER CODE
98 W	3000 K	13400 lm	0 7 4 - 7 4 0 4 :: ◆ ◪ R
	4000 K	14200 lm	

UGR ≤ 19 | cd/m² ≤ 1500 | DALI 2 ADDR. | 220-240V

DIRECT / INDIRECT POWER

SYSTEM POWER	COLOUR TEMP.	LUMINOUS FLUX	ORDER CODE
190 W	3000 K	↧ 13400 / ↥ 12800 lm	0 7 4 - 7 4 4 4 :: ◆ ◪ R
	4000 K	↧ 14200 / ↥ 13600 lm	

tunable white on request

LIGHT DISTRIBUTION

reflector (UGR ≤ 19)

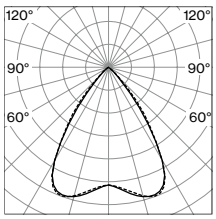

direct

reflector (UGR ≤ 19)

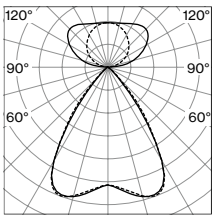

direct / indirect power

back



Description

EN Luminaire housing from extruded aluminium profile, angular or round design; extremely slim design (only 42 × 42 mm or ø 61 mm); no visible screws; surface powder coated in white, grey or black; available in special colours; suspended luminaire with 1500 mm cable suspension; with integrated tool-less suspension height adjustment; spring clIP attachment to the luminaire; freely positionable; incl. transparent feed; extruded profile for improved thermal management; high-quality, chromed reflector with faceted design; workplace luminaire suitable for VDUs according to DIN EN 12464-1 (UGR ≤ 16); direct / indirect light distribution; indirect light component with integrated PC boards and high-quality lens system for maximum, homogeneous ceiling illumination, optionally separately controllable; energy-efficient LEDs with very good colour rendering; binning initial ≤ 3 MacAdam; available in the light colours 3000 K, 4000 K and tunable white (2700 – 6500 K); CRI ≥ 80; min. 90 % of the luminous flux after 50 000 hours; degree of protection IP 20; PC I; optionally non-dimmable, DALI-2 control or dimmable with integrated infrared presence and brightness sensor (DALI)

DE Leuchtenkörper aus Aluminiumstrangpressprofil, kantige oder runde Ausführung; extrem schlanke Bauform (nur 42 × 42 mm bzw. ø 61 mm); keine sichtbaren Schrauben; Oberfläche weiß, grau oder schwarz pulverbeschichtet; wahlweise in Spezialfarben; Pendelleuchte mit 1500 mm Seilabhängung; werkzeuglose Höhenverstellung an der Leuchte; Befestigung an der Leuchte mittels Federclips; frei positionierbar; inkl. transparenter Einspeiseleitung; Strangpressprofil für verbessertes Thermomanagement; hochwertiger, verchromter Reflektor mit Facettenoptik; bildschirmtaugliche Arbeitsplatzleuchte nach DIN EN 12464-1 (UGR ≤ 16); direkt / indirekte Abstrahlcharakteristik; Indirektlichtanteil mit eigenen Platinen und hochwertiger Linsenoptik für maximale, homogene Deckenaufhellung, wahlweise separat steuerbar; energieeffiziente LEDs mit sehr guter Farbwiedergabe; Binning initial ≤ 3 MacAdam; lieferbar in den Lichtfarben 3000 K, 4000 K und Tunable White (2700 – 6500 K); CRI ≥ 80; min. 90 % des Lichtstromes nach 50 000 h Lebensdauer; Schutzart IP 20; SK I; wahlweise nicht dimmbar, DALI-2 Steuerung oder dimmbar mit integriertem Infrarot Anwesenheits- und Helligkeitssensor (DALI)

BETO

suspended

Quickinfo

3000 K, 4000 K, TW
CRI ≥ 80
L90 @ 50 000 h
UGR ≤ 16 / 65° ≤ 1500 cd/m²
L 1860 up to ↧ 3540 / ↥ 3790 lm
L 3000 up to ↧ 5310 / ↥ 7580 lm
non DIM, DALI-2, DALI sensor
reflector (UGR ≤ 16)

Types

BETO suspended



BETO tube suspended

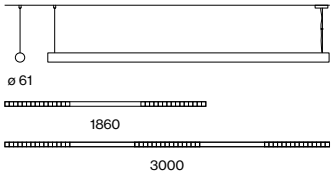

Colours



standard



xal.com/colours

Light distribution



direct
indirect

IOT ready

Order options

COLOUR TEMPERATURE

3000 K	5
4000 K	6
tunable white 2700 – 6500 K	D

CONTROL

non DIM*	1
DALI-2	3
DALI-2 separately controllable**	4
DALI sensor	7

*not for tunable white
**not for tunable white 1857 mm

MATERIAL COLOUR

white	7
grey	G
black	8
special colours* xal.com/colours	X

*canopy always in white

7 G 8



LIGHT OPTIC COVER

reflector (UGR ≤ 16)

Options on request

COLOUR RENDERING INDEX

CRI ≥ 90
CRI ≥ 98 XPECTRUM

TUNABLE WHITE

direct light static 3000 K
or 4000 K and indirect light
tunable 2700 – 6500 K



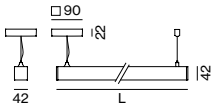

BETO suspended

UGR ≤ 16 | cd/m² ≤ 1500 | DALI 1 ADDR. | 220-240 V

DIRECT / INDIRECT POWER

SYS. POWER	COLOUR TEMP.	LUM. FLUX	L (mm)	ORDER CODE
55 W	3000 K	↧ 3350 / ↥ 3580 lm	1857	0 7 4 - 6 2 4 6 :: ◪ R
	4000 K	↧ 3540 / ↥ 3790 lm		
91 W	3000 K	↧ 5020 / ↥ 7160 lm	3000	0 7 4 - 6 2 4 9 :: ◪ R
	4000 K	↧ 5310 / ↥ 7580 lm		



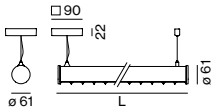

BETO tube suspended

UGR ≤ 16 | cd/m² ≤ 1500 | DALI 1 ADDR. | 220-240 V

DIRECT / INDIRECT POWER

SYS. POWER	COLOUR TEMP.	LUM. FLUX	L (mm)	ORDER CODE
55 W	3000 K	↧ 3350 / ↥ 3580 lm	1857	0 7 4 - 5 2 4 6 :: ◪ R
	4000 K	↧ 3540 / ↥ 3790 lm		
91 W	3000 K	↧ 5020 / ↥ 7160 lm	3000	0 7 4 - 5 2 4 9 :: ◪ R
	4000 K	↧ 5310 / ↥ 7580 lm		

LIGHT DISTRIBUTION

reflector (UGR ≤ 16)

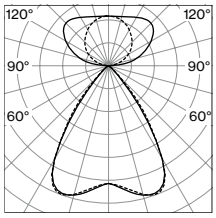

direct / indirect power

Technical data

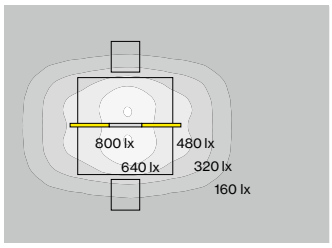



BETO suspended, 55 W, 4000 K
direct / indirect power

ROOM VALUES

Room dimensions	5.4 × 4 × 2.8 m
Reflection factor	0.7 | 0.5 | 0.2
Maintenance factor	0.8
Mounting height	2.25 m

CALCULATION SURFACE ·····

Surface dimensions	1.6 × 0.8
Surface height	0.75
Average illuminance (E_m)	> 500 lx
Uniformity (U_0)	> 0.6

GLARE EVALUATION

Table Classification X=4H | Y=8H | S=0.25H

UGR transversal	≤ 19
UGR axial	≤ 19

65° < 1500 cd/m²



Description

EN Free standing luminaire from extruded aluminium profile in angular design; extremely slim design (only 42 × 42 mm); rectangular downpIPe; pedestal with recess for table base; surface powder coated in white, grey or black; available in special colours; direct / indirect light distribution; direct light component with high-quality, chromed reflector with faceted design and asymmetric radiation characteristic; indirect light component with integrated PC boards and high-quality lens system for maximum, homogeneous ceiling illumination; UGR ≤ 13; energy-efficient LEDs with very good colour rendering; binning initial ≤ 3 MacAdam; available in the light colours 3000 K and 4000 K; CRI ≥ 80; min. 90 % of the luminous flux after 50 000 hours; degree of protection IP 20; PC I; switch installed in the downpIPe; easy control through touch DIM in the downpIPe or with integrated infrared presence and brightness sensor; presence sensor detection range ø 4.5 m on the floor; incl. connection cable (3 m) with safety plug

DE Stehleuchte aus Aluminiumstrangpressprofil in kantiger Ausführung; extrem schlanke Bauform (nur 42 × 42 mm); Standrohr quadratisch; Standfuß mit Ausnehmung für Tischfuß; Oberfläche weiß, grau oder schwarz pulverbeschichtet; wahlweise in Spezialfarben; direkt / indirekte Abstrahlcharakteristik; Direktlichtanteil mit hochwertigem, verchromtem Reflektor mit Facettenoptik und asymmetrischer Abstrahlcharakteristik; Indirektlichtanteil mit eigenen Platinen und hochwertiger Linsenoptik für maximale, homogene Deckenaufhellung; UGR ≤ 13; energieeffiziente LEDs mit sehr guter Farbwiedergabe; Binning initial ≤ 3 MacAdam; lieferbar in den Lichtfarben 3000 K und 4000 K; CRI ≥ 80; min. 90 % des Lichtstromes nach 50 000 h Lebensdauer; Schutzart IP 20; SK I; Schalter im Standrohr verbaut; einfache Regelung durch Touch-DIM im Standrohr oder mit integriertem Infrarot Anwesenheits- und Helligkeitssensor; Anwesenheitssensor-Erfassungsbereich ø4,5m am Fußboden; inkl. Anschlussleitung (3 m) mit Schutzkontaktstecker

BETO

free standing

Quickinfo

3000 K, 4000 K
CRI ≥ 80
L90 @ 50 000 h
up to ↧ 2210 / ↥ 7330 lm
touch DIM
daylight & movement sensor
reflector (UGR ≤ 13)

Type

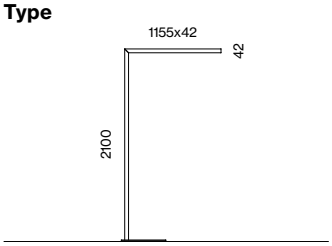

Colours



standard



xal.com/colours

Light distribution



direct
indirect

IOT ready

reddot winner 2020

Order options

COLOUR TEMPERATURE

3000 K	5
4000 K	6

CONTROL

touch DIM on pole	1
daylight & movement sensor	7

MATERIAL COLOUR

white	7
grey	G
black	8
special colours xal.com/colours	X

7 G 8



LIGHT OPTIC COVER

reflector (UGR ≤ 13)

Options on request

COLOUR RENDERING INDEX

CRI ≥ 90
CRI ≥ 98 XPECTRUM

COLOUR TEMPERATURE

tunable white 2700 – 6500 K

CONTROL

cluster network DIM
dynamic daylight control (BPI)
Zigbee 3.0

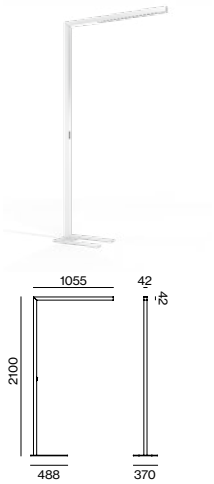

BETO free standing

UGR ≤ 13 | CRI > 80 | 220-240 V

DIRECT / INDIRECT

SYSTEM POWER	COLOUR TEMP.	LUMINOUS FLUX	ORDER CODE
59 W	3000 K	↧ 1850 / ↥ 5240 lm	0 7 4 - 6 9 4 4 R
	4000 K	↧ 1950 / ↥ 5550 lm	

UGR ≤ 13 | CRI > 80 | 220-240 V

DIRECT / INDIRECT POWER

SYSTEM POWER	COLOUR TEMP.	LUMINOUS FLUX	ORDER CODE
76 W	3000 K	↧ 2090 / ↥ 6920 lm	0 7 4 - 6 9 5 4 R
	4000 K	↧ 2210 / ↥ 7330 lm	

LIGHT DISTRIBUTION

reflector (UGR ≤ 13)

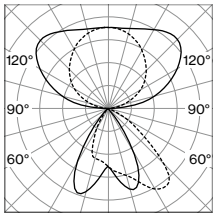

direct / indirect

reflector (UGR ≤ 13)

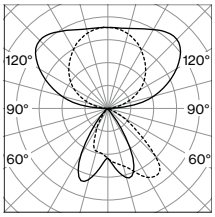

direct / indirect power

Technical data

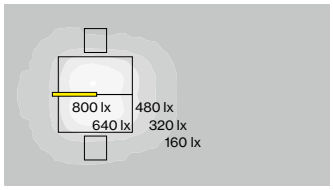



BETO free standing, 76 W, 4000 K
direct / indirect power

ROOM VALUES

Room dimensions	5.4 × 4 × 2.8 m
Reflection factor	0.7 | 0.5 | 0.2
Maintenance factor	0.8

CALCULATION SURFACE

Surface dimensions	4.8 × 0.6 m
Surface height	0.75 m
Average illuminance (E_m)	> 500 lx

GLARE EVALUATION

Table Classification X=4H | Y=8H | S=0.25H

UGR transversal	≤ 19
UGR axial	≤ 19

Shaping the office environment



HEX-O / TRIG-O

EN HEX-O and TRIG-O are sculptural acoustic-light solutions that feature a modern design and fulfil the two essential functions of lighting and spatial acoustics. State-of-the-art LED technology meets highly efficient acoustic elements to create an optimal working environment. The microprismatic cover provides glare-free light with UGR ≤ 19. HEX-O and TRIG-O with an opal cover create a pleasent and homogeneous room illumination. The combinable triangular and polygonal acoustic elements are made of 60 %-recycled PET fleece. The elements have multiple effects through absorption, attenuation, and even diffusion for all-round balanced spatial acoustics.

DE HEX-O und TRIG-O sind skulpturale Licht-Akustik-Lösungen, die nicht nur durch ihr modernes Design überzeugen, sondern zwei wesentliche Funktionen erfüllen: Beleuchtung und Raumakustik. Modernste LED-Technologie trifft auf hocheffiziente Akustikelemente, um ein optimales Arbeitsumfeld zu schaffen. Die mikroprismatische Abdeckung sorgt für blendfreies Licht mit UGR ≤ 19. HEX-O und TRIG-O mit Opal-Cover schaffen eine angenehm homogene Raumausleuchtung. Die kombinierbaren dreieckigen und polygonalen Akustikelemente aus 60 % recycelten PET-Vlies wirken durch Absorption, Dämpfung und gleichmäßige Streuung mehrfach für eine rundum ausgewogene Raumakustik.

Types

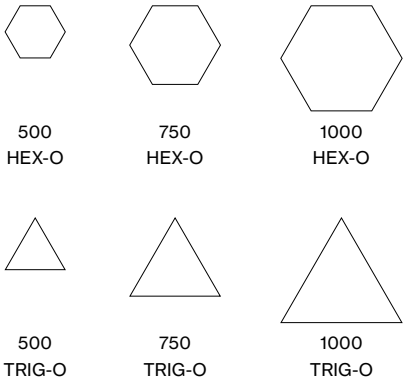

Mountings

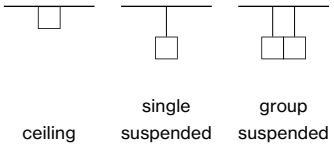

Light distributions

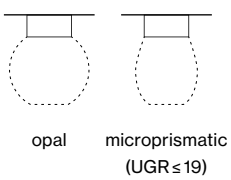

back



Description

EN Hexagonal luminaires and acoustic elements, suitable for single or group installation; quick mounting system without tools; light housing from extruded aluminium profile, seamlessly welded; powder coated in white or black; available in special colours; satinised or microprismatic PMMA cover; workplace light suitable for VDUs according to DIN EN 12464-1 (UGR ≤ 19); same luminance for all size versions; energy-efficient LEDs with very good colour rendering; binning initial ≤ 3 MacAdam; light colour 3000 K or 4000 K; CRI ≥ 80; L90 / 50 000 h ; plug-in terminals for through wiring; degree of protection IP 20; PC I; photobiological safety according to IEC 62471 risk group 0; optionally non-dimmable or DALI-2 control with CLO function; acoustic elements: MODULE in the luminaires' dimensions, FLAT with reduced height, ABSORBER to combine with other housings; acoustic element made of high-quality polyester fleece; available in white or black options; foreign fiber inclusions possible; improvement of room acoustics through absorption and diffusion; up to absorption class A

DE Sechseckige Leuchten und Akustikelemente, geeignet für Einzel- und Gruppenmontage; werkzeugloses Schnellmontagesystem; Leuchtenkörper aus Aluminiumstrangpressprofil, nahtlos verschweißt; weiß oder schwarz pulverbeschichtet; wahlweise in Spezialfarben; satinierte oder mikroprismatische PMMA-Abdeckung; bildschirmtaugliche Arbeitsplatzleuchte nach DIN EN 12464-1 (UGR ≤ 19); gleiche Leuchtdichte bei allen Größenvarianten; energieeffiziente LEDs mit sehr guter Farbwiedergabe; Binning initial ≤ 3 MacAdam; Lichtfarbe 3000 K oder 4000 K; CRI ≥ 80; L90 / 50 000 h ; Steckklemme für Durchgangsverdrahtung; Schutzart IP 20; SK I; photobiologische Sicherheit gemäß IEC 62471 Risikogruppe 0; wahlweise nicht dimmbar oder DALI-2 Steuerung mit CLO-Funktion; Akustikelemente: MODULE in Abmessungen der Leuchten, FLAT mit reduzierter Höhe, ABSORBER zur Kombination mit anderen Körpern; Akustikelemente aus hochwertigem Polyester-Vlies; wahlweise weiß oder schwarz; Fremdfasereinschlüsse möglich; Verbesserung der Raumakustik durch Absorption und Diffusion; bis zu Absorberklasse A

HEX-O

ceiling

Quickinfo

3000 K, 4000 K
CRI ≥ 80
L90 @ 50 000 h
UGR ≤ 19 / 65° ≤ 3000 cd/m²
500 up to 2290 lm
750 up to 4960 lm
1000 up to 9640 lm
non DIM, DALI-2 / CLO
opal, microprismatic (UGR ≤ 19)
up to absorption class A

Types

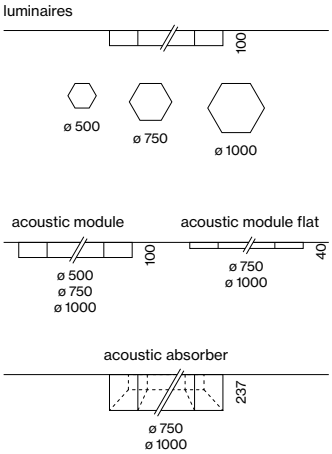

Luminaire colours



standard xal.com/colours

Acoustic colours



standard

Light distribution



direct



Acoustic elements
334

Order options

COLOUR TEMPERATURE

3000 K	5
4000 K	6

CONTROL

non DIM	1
DALI-2 / CLO	3

MATERIAL COLOUR

white	7
black	8
special colours xal.com/colours	X

7 8



LIGHT OPTIC COVER

opal	O
microprismatic (UGR ≤ 19)	P

Options on request

ACOUSTIC ELEMENT

PLATE 750 ceiling
PLATE 1000 ceiling

COLOUR RENDERING INDEX

CRI ≥ 90

COLOUR TEMPERATURE

tunable white (2700 – 6500 K)

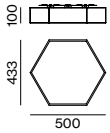

HEX-O 500 ceiling

UGR ≤ 19 | cd/m² ≤ 3000 | DALI 1 ADDR. | 220-240 V

SINGLE AND GROUP MOUNTING

SYSTEM POWER	COLOUR TEMP.	LUMINOUS FLUX	ORDER CODE
16 W	3000 K	2160 lm	0 7 3 - 6 1 5 1
	4000 K	2290 lm	

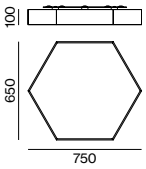

HEX-O 750 ceiling

UGR ≤ 19 | cd/m² ≤ 3000 | DALI 1 ADDR. | 220-240 V

SINGLE AND GROUP MOUNTING

SYSTEM POWER	COLOUR TEMP.	LUMINOUS FLUX	ORDER CODE
35 W	3000 K	4680 lm	0 7 3 - 6 1 6 1
	4000 K	4960 lm	

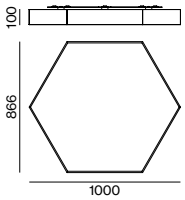

HEX-O 1000 ceiling

UGR ≤ 19 | cd/m² ≤ 3000 | DALI 2 ADDR. | 220-240 V

SINGLE AND GROUP MOUNTING

SYSTEM POWER	COLOUR TEMP.	LUMINOUS FLUX	ORDER CODE
68 W	3000 K	9110 lm	0 7 3 - 6 1 7 1
	4000 K	9640 lm	

LIGHT DISTRIBUTION

opal

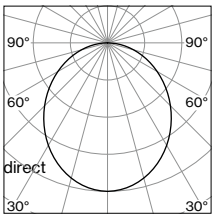

direct

microprismatic

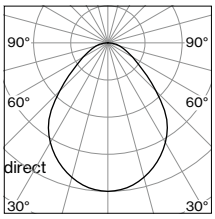

direct

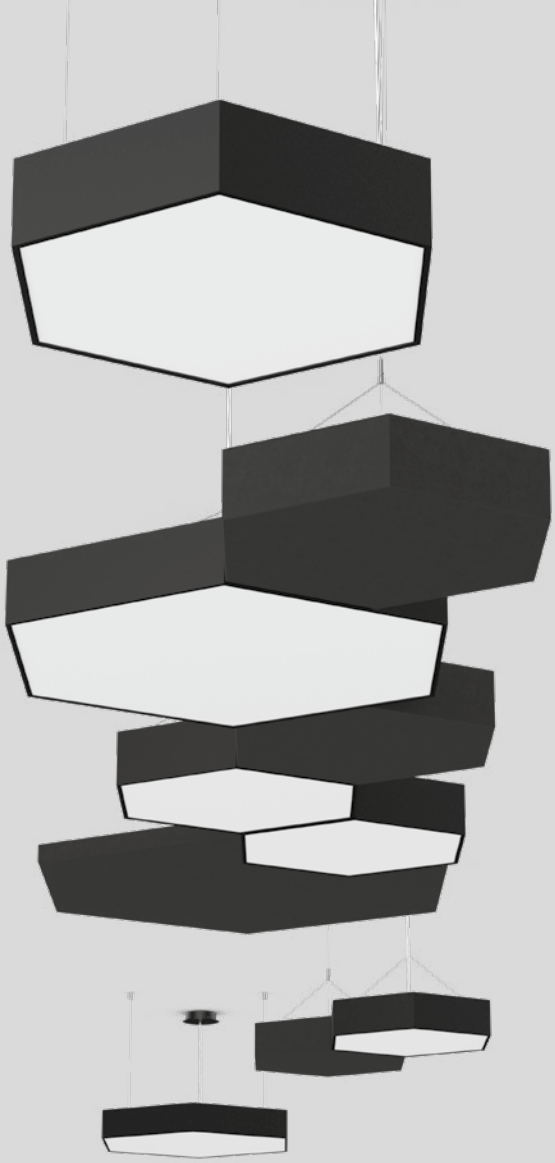

Description

EN Hexagonal luminaires and acoustic elements, suitable for single or group installation; pendant fitting with 1500 mm cable suspension (single: 3 cables / group: 1 cable); height adjustment without tools; including rear rail for alignment of the housings (group); light housing from extruded aluminium profile, seamlessly welded; powder coated in white or black; available in special colours; satinised or microprismatic PMMA cover; workplace light suitable for VDUs according to DIN EN 12464-1 (UGR ≤ 19); same luminance for all size versions; energy-efficient LEDs with very good colour rendering; binning initial ≤ 3 MacAdam; light colour 3000 K or 4000 K; CRI ≥ 80; L90 / 50 000 h; transparent feed, canopy with 2 cable openings and plug-in terminal for through wiring (single: included / group: separately available); IP 20; PC I; photobiological safety according to IEC 62471 risk group 0; optionally non-dimmable or DALI-2 control with CLO function; acoustic elements: MODULE in the luminaires' dimensions, FLAT with reduced height, ABSORBER to combine with other housings; acoustic element made of high-quality polyester fleece; available in white or black options; foreign fiber inclusions possible; improvement of room acoustics through absorption and diffusion; up to absorption class A

DE Sechseckige Leuchten und Akustikelemente, geeignet für Einzel- und Gruppenmontage; abgependelt mit 1500 mm Seilabhängung (single: 3 Seile / group: 1 Seil); werkzeuglose Höhenverstellung; inklusive rückseitiger Schiene zur Ausrichtung der Körper (group); Leuchtenkörper aus Aluminiumstrangpressprofil, nahtlos verschweißt; weiß oder schwarz pulverbeschichtet; wahlweise in Spezialfarben; satinierte oder mikroprismatische PMMA-Abdeckung; bildschirmtaugliche Arbeitsplatzleuchte nach DIN EN 12464-1 (UGR ≤ 19); gleiche Leuchtdichte bei allen Größenvarianten; energieeffiziente LEDs mit sehr guter Farbwiedergabe; Binning initial ≤ 3 MacAdam; Lichtfarbe 3000 K oder 4000 K; CRI ≥ 80; L90 / 50 000 h; transparente Einspeiseleitung, Baldachin mit 2 Kabelöffnungen und Steckklemme für Durchgangsverdrahtung (single: inkludiert / group: separat zu bestellen); IP 20; SK I; photobiologische Sicherheit gemäß IEC 62471 Risikogruppe 0; wahlweise nicht dimmbar oder DALI-2 Steuerung mit CLO-Funktion; Akustikelemente: MODULE in Abmessungen der Leuchten, FLAT mit reduzierter Höhe, ABSORBER zur Kombination mit anderen Körpern; Akustikelemente aus hochwertigem Polyester-Vlies; wahlweise weiß oder schwarz; Fremdfasereinschlüsse möglich; Verbesserung der Raumakustik durch Absorption und Diffusion; bis zu Absorberklasse A

HEX-O

suspended

Quickinfo

3000 K, 4000 K
CRI ≥ 80
L90 @ 50 000 h
UGR ≤ 19 / 65° ≤ 3000 cd/m²
500 up to 2290 lm
750 up to 4960 lm
1000 up to 9640 lm
non DIM, DALI-2 / CLO
opal, microprismatic (UGR ≤ 19)
up to absorption class A

Types

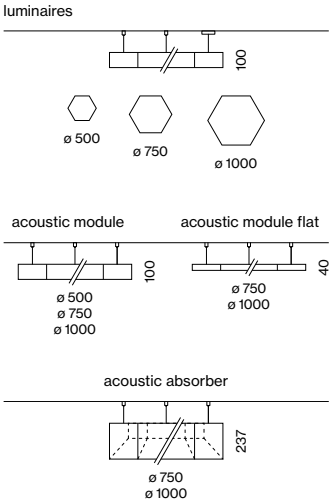

Luminaire colours



standard xal.com/colours

Acoustic colours



standard

Light distribution



direct



Acoustic elements
334

Order options

COLOUR TEMPERATURE

3000 K	5
4000 K	6

CONTROL

non DIM	1
DALI-2 / CLO	3

MATERIAL COLOUR

white	7
black	8
special colours* xal.com/colours	X

*canopy always in white

7 8



LIGHT OPTIC COVER

opal	O
microprismatic (UGR ≤ 19)	P

Options on request

ACOUSTIC ELEMENT

PLATE 750 suspended
PLATE 1000 suspended

COLOUR RENDERING INDEX

CRI ≥ 90

COLOUR TEMPERATURE

tunable white (2700 – 6500 K)

LIGHT DISTRIBUTION

opal

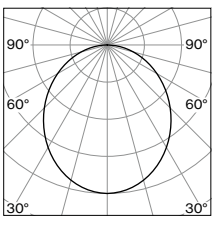

direct

microprismatic

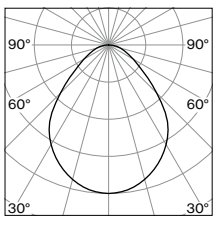

direct

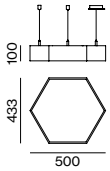

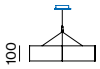

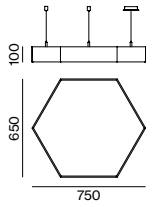

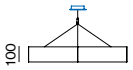

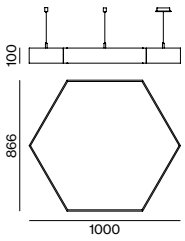

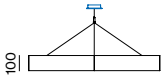



HEX-O 500 suspended

UGR ≤ 19 | cd/m² ≤ 3000 | DALI 1 ADDR. | 220-240 V

SINGLE MOUNTING

SYSTEM POWER	COLOUR TEMP.	LUMINOUS FLUX	ORDER CODE
16 W	3000 K	2160 lm	073-6251
	4000 K	2290 lm	

GROUP MOUNTING

SYSTEM POWER	COLOUR TEMP.	LUMINOUS FLUX	ORDER CODE
16 W	3000 K	2160 lm	073-6351
	4000 K	2290 lm	

order power feeder separately; only one per group needed

HEX-O 750 suspended

UGR ≤ 19 | cd/m² ≤ 3000 | DALI 1 ADDR. | 220-240 V

SINGLE MOUNTING

SYSTEM POWER	COLOUR TEMP.	LUMINOUS FLUX	ORDER CODE
35 W	3000 K	4680 lm	073-6261
	4000 K	4960 lm	

GROUP MOUNTING

SYSTEM POWER	COLOUR TEMP.	LUMINOUS FLUX	ORDER CODE
35 W	3000 K	4680 lm	073-6361
	4000 K	4960 lm	

order power feeder separately; only one per group needed

HEX-O 1000 suspended

UGR ≤ 19 | cd/m² ≤ 3000 | DALI 2 ADDR. | 220-240 V

SINGLE MOUNTING

SYSTEM POWER	COLOUR TEMP.	LUMINOUS FLUX	ORDER CODE
68 W	3000 K	9110 lm	073-6271
	4000 K	9640 lm	

GROUP MOUNTING

SYSTEM POWER	COLOUR TEMP.	LUMINOUS FLUX	ORDER CODE
68 W	3000 K	9110 lm	073-6371
	4000 K	9640 lm	

order power feeder separately; only one per group needed

Electrical accessories

POWER FEEDER max. 500 W

TYPE	ORDER CODE
non DIM, 3x1,5mm² | L 1500 mm	005-223231
DIM DALI, 5x1,5mm² | L 1500 mm	005-223241

can be placed above luminaires or acoustic elements

back



Description

EN Triangular luminaires and acoustic elements, suitable for single or group installation; quick mounting system without tools; light housing from extruded aluminium profile, seamlessly welded; powder coated in white or black; available in special colours; satinised or microprismatic PMMA cover; workplace light suitable for VDUs according to DIN EN 12464-1 (UGR ≤ 19); same luminance for all size versions; energy-efficient LEDs with very good colour rendering; binning initial ≤ 3 MacAdam; light colour 3000 K or 4000 K; CRI ≥ 80; L90 / 50 000 h ; plug-in terminals for through wiring; degree of protection IP 20; PC I; photobiological safety according to IEC 62471 risk group 0; optionally non-dimmable or DALI-2 control with CLO function; acoustic elements: MODULE in the luminaires' dimensions, FLAT with reduced height, ABSORBER to combine with other housings; acoustic element made of high-quality polyester fleece; available in white or black options; foreign fiber inclusions possible; improvement of room acoustics through absorption and diffusion; up to absorption class A

DE Dreieckige Leuchten und Akustikelemente, geeignet für Einzel- und Gruppenmontage; werkzeugloses Schnellmontagesystem; Leuchtenkörper aus Aluminiumstrangpressprofil, nahtlos verschweißt; weiß oder schwarz pulverbeschichtet; wahlweise in Spezialfarben; satinierte oder mikroprismatische PMMA-Abdeckung; bildschirmtaugliche Arbeitsplatzleuchte nach DIN EN 12464-1 (UGR ≤ 19); gleiche Leuchtdichte bei allen Größenvarianten; energieeffiziente LEDs mit sehr guter Farbwiedergabe; Binning initial ≤ 3 MacAdam; Lichtfarbe 3000 K oder 4000 K; CRI ≥ 80; L90 / 50 000 h ; Steckklemme für Durchgangsverdrahtung; Schutzart IP 20; SK I; photobiologische Sicherheit gemäß IEC 62471 Risikogruppe 0; wahlweise nicht dimmbar oder DALI-2 Steuerung mit CLO-Funktion; Akustikelemente: MODULE in Abmessungen der Leuchten, FLAT mit reduzierter Höhe, ABSORBER zur Kombination mit anderen Körpern; Akustikelemente aus hochwertigem Polyester-Vlies; wahlweise weiß oder schwarz; Fremdfasereinschlüsse möglich; Verbesserung der Raumakustik durch Absorption und Diffusion; bis zu Absorberklasse A

TRIG-O

ceiling

Quickinfo

3000 K, 4000 K
CRI ≥ 80
L90 @ 50 000 h
UGR ≤ 19 / 65° ≤ 3000 cd/m²
500 up to 1500 lm
750 up to 3310 lm
1000 up to 6430 lm
non DIM, DALI-2 / CLO
opal, microprismatic (UGR ≤ 19)
up to absorption class A

Types

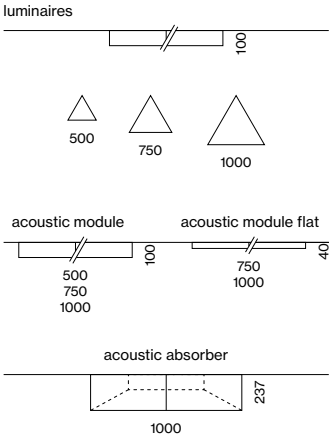

Luminaire colours



standard xal.com/colours

Acoustic colours



standard

Light distribution



direct



Acoustic elements
335

Order options

COLOUR TEMPERATURE

3000 K	5
4000 K	6

CONTROL

non DIM	1
DALI-2 / CLO	3

MATERIAL COLOUR

white	7
black	8
special colours xal.com/colours	X

7 8



LIGHT OPTIC COVER

opal	O
microprismatic (UGR ≤ 19)	P

Options on request

ACOUSTIC ELEMENT

PLATE 750 ceiling
PLATE 1000 ceiling

COLOUR RENDERING INDEX

CRI ≥ 90

COLOUR TEMPERATURE

tunable white (2700 – 6500 K)

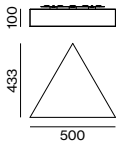

TRIG-O 500 ceiling

UGR ≤ 19 | cd/m² ≤3000 | DALI 1 ADDR. | 220-240V

SINGLE AND GROUP MOUNTING

SYSTEM POWER	COLOUR TEMP.	LUMINOUS FLUX	ORDER CODE
13 W	3000 K	1420 lm	0 7 3 - 7 1 5 1
	4000 K	1500 lm	

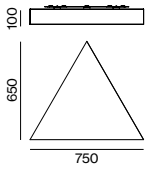

TRIG-O 750 ceiling

UGR ≤ 19 | cd/m² ≤3000 | DALI 1 ADDR. | 220-240V

SINGLE AND GROUP MOUNTING

SYSTEM POWER	COLOUR TEMP.	LUMINOUS FLUX	ORDER CODE
23 W	3000 K	3120 lm	0 7 3 - 7 1 6 1
	4000 K	3310 lm	

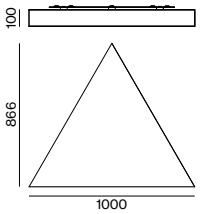

TRIG-O 1000 ceiling

UGR ≤ 19 | cd/m² ≤3000 | DALI 2 ADDR. | 220-240V

SINGLE AND GROUP MOUNTING

SYSTEM POWER	COLOUR TEMP.	LUMINOUS FLUX	ORDER CODE
45 W	3000 K	6070 lm	0 7 3 - 7 1 7 1
	4000 K	6430 lm	

LIGHT DISTRIBUTION

opal

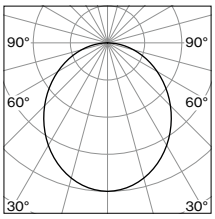

direct

microprismatic

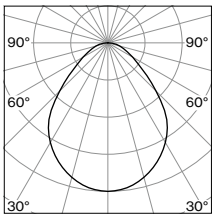

direct



Description

EN Triangular luminaires and acoustic elements, suitable for group installation; pendant fitting with 1500 mm cable suspension (single: 3 cables / group: 1 cable); height adjustment without tools; including rear rail for alignment of the housings (group); light housing from extruded aluminium profile, seamlessly welded; powder coated in white or black; available in special colours; satinised or microprismatic PMMA cover; workplace light suitable for VDUs according to DIN EN 12464-1 (UGR ≤ 19); same luminance for all size versions; energy-efficient LEDs with very good colour rendering; binning initial ≤ 3 MacAdam; light colour 3000 K or 4000 K; CRI ≥ 80; L90 / 50 000 h; transparent feed, canopy with 2 cable openings and plug-in terminal for through wiring (single: included / group: separately available); IP 20; PC I; photobiological safety according to IEC 62471 risk group 0; optionally non-dimmable or DALI-2 control with CLO function; acoustic elements: MODULE in the luminaires' dimensions, FLAT with reduced height, ABSORBER to combine with other housings; acoustic element made of high-quality polyester fleece; available in white or black options; foreign fiber inclusions possible; improvement of room acoustics through absorption and diffusion; up to absorption class A

DE Dreieckige Leuchten und Akustikelemente, geeignet für Gruppenmontage; abgependelt mit 1500 mm Seilabhängung (single: 3 Seile / group: 1 Seil); werkzeuglose Höhenverstellung; inklusive rückseitiger Schiene zur Ausrichtung der Körper (group); Leuchtenkörper aus Aluminiumstrangpressprofil, nahtlos verschweißt; weiß oder schwarz pulverbeschichtet; wahlweise in Spezialfarben; satinierte oder mikroprismatische PMMA-Abdeckung; bildschirmtaugliche Arbeitsplatzleuchte nach DIN EN 12464-1 (UGR ≤ 19); gleiche Leuchtdichte bei allen Größenvarianten; energieeffiziente LEDs mit sehr guter Farbwiedergabe; Binning initial ≤ 3 MacAdam; Lichtfarbe 3000 K oder 4000 K; CRI ≥ 80; L90 / 50 000 h; transparente Einspeiseleitung, Baldachin mit 2 Kabelöffnungen und Steckklemme für Durchgangsverdrahtung (single: inkludiert / group: separat zu bestellen); IP 20; SK I; photobiologische Sicherheit gemäß IEC 62471 Risikogruppe 0; wahlweise nicht dimmbar oder DALI-2 Steuerung mit CLO-Funktion; Akustikelemente: MODULE in Abmessungen der Leuchten, FLAT mit reduzierter Höhe, ABSORBER zur Kombination mit anderen Körpern; Akustikelemente aus hochwertigem Polyester-Vlies; wahlweise weiß oder schwarz; Fremdfasereinschlüsse möglich; Verbesserung der Raumakustik durch Absorption und Diffusion; bis zu Absorberklasse A

TRIG-O

suspended

Quickinfo

3000 K, 4000 K
CRI ≥ 80
L90 @ 50 000 h
UGR ≤ 19 / 65° ≤ 3000 cd/m²
500 up to 1500 lm
750 up to 3310 lm
1000 up to 6430 lm
non DIM, DALI-2 / CLO
opal, microprismatic (UGR ≤ 19)
up to absorption class A

Types

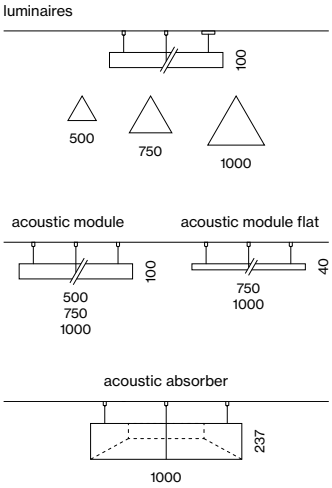

Luminaire colours



standard xal.com/colours

Acoustic colours



standard

Light distribution



direct



Acoustic elements
335

Order options

COLOUR TEMPERATURE

3000 K	5
4000 K	6

CONTROL

non DIM	1
DALI-2 / CLO	3

MATERIAL COLOUR

white	7
black	8
special colours* xal.com/colours	X

*canopy always in white

7 8



LIGHT OPTIC COVER

opal	O
microprismatic (UGR ≤ 19)	P

Options on request

ACOUSTIC ELEMENT

PLATE 750 suspended
PLATE 1000 suspended

COLOUR RENDERING INDEX

CRI ≥ 90

COLOUR TEMPERATURE

tunable white (2700 – 6500 K)

LIGHT DISTRIBUTION

opal

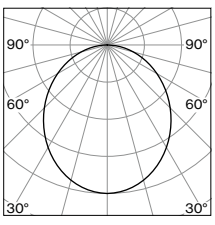

direct

microprismatic

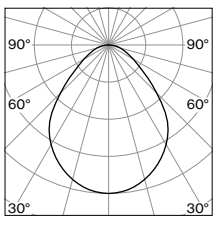

direct

TRIG-O 500 suspended

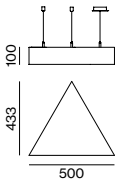

UGR ≤ 19 | cd/m² ≤ 3000 | DALI 1 ADDR. | 220-240 V

SINGLE MOUNTING

SYSTEM POWER	COLOUR TEMP.	LUMINOUS FLUX	ORDER CODE
13 W	3000 K	1420 lm	073-7251
	4000 K	1500 lm	

GROUP MOUNTING

SYSTEM POWER	COLOUR TEMP.	LUMINOUS FLUX	ORDER CODE
13 W	3000 K	1420 lm	073-7351
	4000 K	1500 lm	

order power feeder separately; only one per group needed

TRIG-O 750 suspended

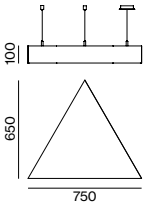

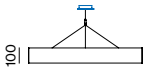

UGR ≤ 19 | cd/m² ≤ 3000 | DALI 1 ADDR. | 220-240 V

SINGLE MOUNTING

SYSTEM POWER	COLOUR TEMP.	LUMINOUS FLUX	ORDER CODE
23 W	3000 K	3120 lm	073-7261
	4000 K	3310 lm	

GROUP MOUNTING

SYSTEM POWER	COLOUR TEMP.	LUMINOUS FLUX	ORDER CODE
23 W	3000 K	3120 lm	073-7361
	4000 K	3310 lm	

order power feeder separately; only one per group needed

TRIG-O 1000 suspended

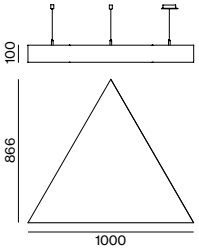

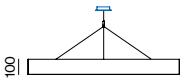

UGR ≤ 19 | cd/m² ≤ 3000 | DALI 2 ADDR. | 220-240 V

SINGLE MOUNTING

SYSTEM POWER	COLOUR TEMP.	LUMINOUS FLUX	ORDER CODE
45 W	3000 K	6070 lm	073-7271
	4000 K	6430 lm	

GROUP MOUNTING

SYSTEM POWER	COLOUR TEMP.	LUMINOUS FLUX	ORDER CODE
45 W	3000 K	6070 lm	073-7371
	4000 K	6430 lm	

order power feeder separately; only one per group needed

Electrical accessories



POWER FEEDER max. 500 W

TYPE	ORDER CODE
non DIM, 3x1,5mm² | L 1500 mm	005-223231
DIM DALI, 5x1,5mm² | L 1500 mm	005-223241

can be placed above luminaires or acoustic elements

Order options

ACOUSTIC COLOUR

white	7
black	8

7 8

Options on request

ACOUSTIC ELEMENT

- PLATE 750 ceiling
- PLATE 750 suspended
- PLATE 1000 ceiling
- PLATE 1000 suspended

HEX-O acoustic elements

Ceiling single and group mounting

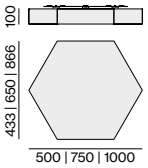

HEX-O MODULE CEILING

TYPE	ORDER CODE
MODULE 500 ceiling	073-691510
MODULE 750 ceiling	073-691610
MODULE 1000 ceiling	073-691710

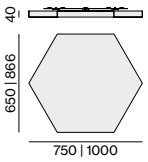

HEX-O MODULE FLAT CEILING

TYPE	ORDER CODE
MODULE FLAT 750 ceiling	073-691620
MODULE FLAT 1000 ceiling	073-691720

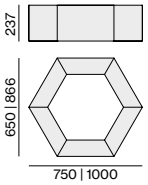

HEX-O ABSORBER

TYPE	ORDER CODE
ABSORBER 750*	073-691640
ABSORBER 1000**	073-691740

*only in combination with HEX-O 500 or MODULE 500
**only in combination with HEX-O 750, MODULE 750 or FLAT 750

Suspended single mounting

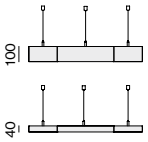

HEX-O MODULE SUSPENDED (SINGLE)

TYPE	ORDER CODE
MODULE 500 suspended	073-692510
MODULE 750 suspended	073-692610
MODULE 1000 suspended	073-692710

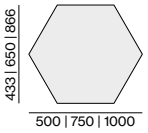

HEX-O MODULE FLAT SUSPENDED (SINGLE)

TYPE	ORDER CODE
MODULE FLAT 750 suspended	073-692620
MODULE FLAT 1000 suspended	073-692720

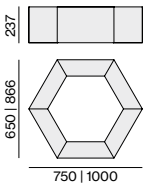

HEX-O ABSORBER

TYPE	ORDER CODE
ABSORBER 750*	073-691640
ABSORBER 1000**	073-691740

*only in combination with HEX-O 500 or MODULE 500
**only in combination with HEX-O 750, MODULE 750 or FLAT 750

Suspended group mounting

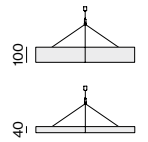

HEX-O MODULE SUSPENDED (GROUP)

TYPE	ORDER CODE
MODULE 500 suspended	073-693510
MODULE 750 suspended	073-693610
MODULE 1000 suspended	073-693710

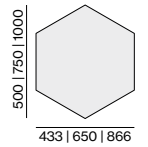

HEX-O FLAT MODULE SUSPENDED (GROUP)

TYPE	ORDER CODE
MODULE FLAT 750 suspended	073-693620
MODULE FLAT 1000 suspended	073-693720

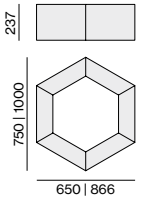

HEX-O ABSORBER

TYPE	ORDER CODE
ABSORBER 750*	073-691640
ABSORBER 1000**	073-691740

*only in combination with HEX-O 500 or MODULE 500
**only in combination with HEX-O 750, MODULE 750 or FLAT 750

Order options

ACOUSTIC COLOUR

white	7
black	8

7 8

Options on request

ACOUSTIC ELEMENT

- PLATE 750 ceiling
- PLATE 750 suspended
- PLATE 1000 ceiling
- PLATE 1000 suspended

TRIG-O acoustic elements

Ceiling single and group mounting

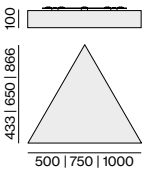

TRIG-O MODULE CEILING

TYPE	ORDER CODE
MODULE 500 ceiling	073-791510
MODULE 750 ceiling	073-791610
MODULE 1000 ceiling	073-791710

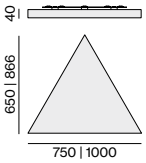

TRIG-O MODULE FLAT CEILING

TYPE	ORDER CODE
MODULE FLAT 750 ceiling	073-791620
MODULE FLAT 1000 ceiling	073-791720

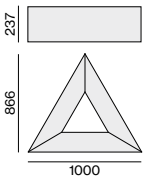

TRIG-O ABSORBER

TYPE	ORDER CODE
ABSORBER 1000*	073-791740

*only in combination with TRIG-O 500 or MODULE 500

Suspended single mounting

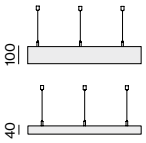



TRIG-O MODULE SUSPENDED (SINGLE)

TYPE	ORDER CODE
MODULE 500 suspended	073-792510
MODULE 750 suspended	073-792610
MODULE 1000 suspended	073-792710

TRIG-O MODULE FLAT SUSPENDED (SINGLE)

TYPE	ORDER CODE
MODULE FLAT 750 suspended	073-792620
MODULE FLAT 1000 suspended	073-792720

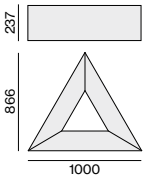

TRIG-O ABSORBER

TYPE	ORDER CODE
ABSORBER 1000*	073-791740

*only in combination with TRIG-O 500 or MODULE 500

Suspended group mounting

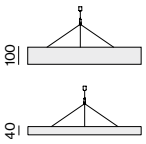



TRIG-O MODULE SUSPENDED (GROUP)

TYPE	ORDER CODE
MODULE 500 suspended	073-793510
MODULE 750 suspended	073-793610
MODULE 1000 suspended	073-793710

TRIG-O MODULE FLAT SUSPENDED (GROUP)

TYPE	ORDER CODE
MODULE FLAT 750 suspended	073-793620
MODULE FLAT 1000 suspended	073-793720

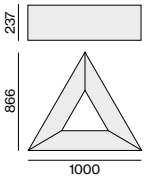

TRIG-O ABSORBER

TYPE	ORDER CODE
ABSORBER 1000*	073-791740

*only in combination with TRIG-O 500 or MODULE 500

The sound of stress-free work



MUSE

EN We developed MUSE for holistic office lighting and acoustic concepts. All of the five-part product family's elements optimise room acoustics. The two luminous versions create standard-compliant, screen-friendly workplace lighting per UGR ≤ 19 thanks to high-quality reflectors with facetted optics. Its characteristic design language, different colours, and the haptically appealing surface make MUSE a confident design element in the office.

DE Mit MUSE haben wir ein Produkt für ganzheitliche Licht- und Akustikkonzepte für Büros entwickelt. Alle Elemente der fünfteiligen Produktfamilie optimieren die Raumakustik effektiv, die zwei leuchtenden Varianten schaffen zudem durch hochwertige Reflektoren mit Facettenoptik normgerechte bildschirmtaugliche Arbeitsplatzbeleuchtung gemäß UGR ≤ 19. In ihrer charakteristischen Formensprache, den verschiedenen Farben und der haptisch ansprechenden Oberfläche ist MUSE zudem ein selbstbewusstes Designelement im Office.

Types

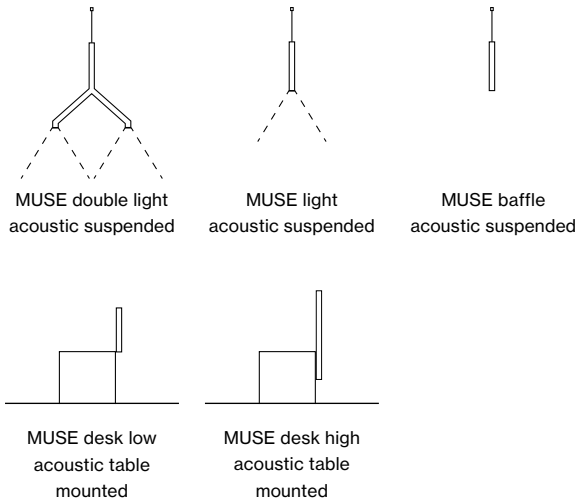



Quickinfo

3000 K, 4000 K
CRI ≥ 80
L90 @ 50 000 h
UGR ≤ 19 / 65° ≤ 1500 cd/m²
up to 4400 lm
non DIM, DALI-2
daylight and movement sensor
reflector (UGR ≤ 19)

PET felt
♻ from recycled material
up to absorber class A

Type

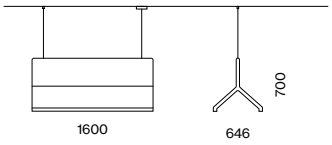

Colours



Light distribution



Description

EN Luminaire body made of high-quality, self-supporting polyester fleece with sound absorbing properties; high-quality visual and tactile surface, available in felt grey, anthracite, indigo blue or bright blue options; colour may deviate; constructed of 2 shells to form cavities that improve acoustic performance; large sound absorbing surface; suspended luminaire with 1500 mm cable suspension; optimised for the illumination of 2 office workstations opposite each other; with integrated tool-less suspension height adjustment; incl. transparent feed; light inset made from extruded profile for improved thermal management; high-quality, chromed reflector with faceted design; workplace light suitable for VDUs according to DIN EN 12464-1 (UGR ≤ 19); energy-efficient LEDs with very good colour rendering; binning initial ≤ 3 MacAdam; available in the light colours 3000 K and 4000 K; CRI ≥ 80; min. 90 % of the luminous flux after 50 000 hours; degree of protection IP 20; PC I; up to absorber class A; optionally non-dimmable or DALI-2 control

DE Leuchtenkörper aus hochwertigem, selbsttragendem Polyester-Vlies mit schallabsorbierenden Eigenschaften; optisch und haptisch hochwertige Oberfläche, wahlweise filzgrau, anthrazit, indigoblau oder hellblau; Farbabweichungen möglich; Aufbau aus 2 Schalen, dadurch bilden sich Hohlräume zur Verbesserung der akustischen Performance; große schallabsorbierende Oberfläche; Pendelleuchte mit 1500 mm Seilabhängung; optimiert zur Ausleuchtung von 2 gegenüberliegend angeordneten Büroarbeitsplätzen; werkzeuglose Höhenverstellung an der Leuchte; inkl. transparenter Einspeiseleitung; Lichteinsatz aus Strangpressprofil für verbessertes Thermomanagement; hochwertiger, verchromter Reflektor mit Facettenoptik; bildschirmtaugliche Arbeitsplatzleuchte nach DIN EN 12464-1 (UGR ≤ 19); energieeffiziente LEDs mit sehr guter Farbwiedergabe; Binning initial ≤ 3 MacAdam; lieferbar in den Lichtfarben 3000 K und 4000 K; CRI ≥ 80; min. 90 % des Lichtstromes nach 50 000 h Lebensdauer; Schutzart IP 20; SK I; bis zu Absorberklasse A; wahlweise nicht dimmbar oder DALI-2 Steuerung

MUSE double light
acoustic suspended

IOT ready

Order options

COLOUR TEMPERATURE

3000 K	5
4000 K	6

CONTROL

non DIM	1
DALI-2	3

MATERIAL COLOUR

anthracite	B
felt grey	G
bright blue	P
indigo blue	E

canopy always in white
other colours on request

B G P E

LIGHT INSET COLOUR

grey cover / chrome reflector

Options on request

COLOUR RENDERING INDEX

CRI ≥ 98 XPECTRUM

CONTROL

daylight and movement sensor

LIGHT INSET COLOUR

black cover / black reflector
white cover / chrome reflector
black cover / chrome reflector



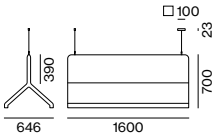

MUSE DOUBLE LIGHT suspended

UGR ≤ 19 | cd/m² ≤ 1500 | DALI 1 ADDR. | 220-240 V | PET felt

ACOUSTIC LUMINAIRE

SYS. POWER	COLOUR TEMP.	LUM. FLUX	L (mm)	ORDER CODE
41 W	3000 K	4160 lm	1600	0 9 1 - 1 2 2 1 F
	4000 K	4400 lm		

luminous flux chrome reflector (UGR ≤ 19)

LIGHT DISTRIBUTION

chrome reflector

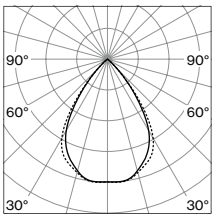

direct

Lighting calculations



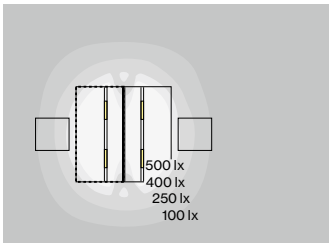

MUSE DOUBLE LIGHT
41 W direct, 4000 K, reflector
+ MUSE DESK HIGH

ROOM VALUES

Room dimensions	5.4 × 4 × 3 m
Room volume	64.8 m²
Reflection factor	0.7 | 0.5 | 0.2
Maintenance factor	0.8
Mounting height	2.23 m

CALCULATION SURFACE

Surface dimensions	1.6 × 0.8
Surface height	0.75 m
Average illuminance (E_m)	> 500 lx
Uniformity (U_0)	> 0.6

GLARE EVALUATION
Table Classification X=4H | Y=8H | S=0.25H

UGR transversal	≤ 19
UGR axial	≤ 19

≥ 65° ≤ 3000 cd/m²

Acoustic calculations

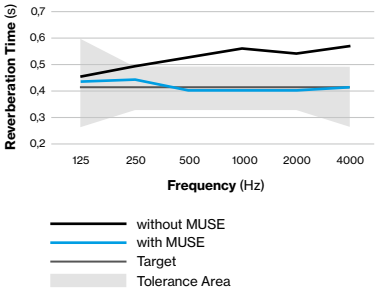

ACOUSTIC PARAMETERS

Target Reverberation Time	0.41 s*
RT without MUSE	0.52 s
RT with MUSE	0.41 s

*according to DIN 18041, room category A3 (education/communication)

MATERIALS

Walls	Hardboard
Ceiling	Gypsum Board
Floor	Carpet

back



Description

EN Luminaire body or acoustic element made of high-quality, self-supporting polyester fleece with sound absorbing properties; high-quality visual and tactile surface, available in felt grey, anthracite, indigo blue or bright blue options; colour may deviate; constructed of 2 shells to form cavities that improve acoustic performance; large sound absorbing surface; pendant fitting with 1500 mm cable suspension; tool-less suspension height adjustment of the luminaire or of the acoustic element; MUSE LIGHT: optimised for the illumination of office workstations; incl. transparent feed; light inset made from extruded profile for improved thermal management; high-quality, chromed reflector with faceted design; workplace light suitable for VDUs according to DIN EN 12464-1 (UGR ≤ 19); energy-efficient LEDs with very good colour rendering; binning initial ≤ 3 MacAdam; available in the light colours 3000 K and 4000 K; CRI ≥ 80; min. 90 % of the luminous flux after 50 000 hours; degree of protection IP 20; PC I; up to absorber class A; optionally non-dimmable or DALI-2 control

DE Leuchtenkörper bzw. Akustikelement aus hochwertigem, selbsttragendem Polyester-Vlies mit schallabsorbierenden Eigenschaften; optisch und haptisch hochwertige Oberfläche, wahlweise filzgrau, anthrazit, indigoblau oder hellblau; Farbabweichungen möglich; Aufbau aus 2 Schalen, dadurch bilden sich Hohlräume zur Verbesserung der akustischen Performance; große schallabsorbierende Oberfläche; abgependelt mit 1500 mm Seilabhängung; werkzeuglose Höhenverstellung an der Leuchte bzw. am Akustikelement; MUSE LIGHT: optimiert zur Ausleuchtung von Büroarbeitsplätzen; inkl. transparenter Einspeiseleitung; Lichteinsatz aus Strangpressprofil für verbessertes Thermomanagement; hochwertiger, verchromter Reflektor mit Facettenoptik; bildschirmtaugliche Arbeitsplatzleuchte nach DIN EN 12464-1 (UGR ≤ 19); energieeffiziente LEDs mit sehr guter Farbwiedergabe; Binning initial ≤ 3 MacAdam; lieferbar in den Lichtfarben 3000 K und 4000 K; CRI ≥ 80; min. 90 % des Lichtstromes nach 50 000 h Lebensdauer; Schutzart IP 20; SK I; bis zu Absorberklasse A; wahlweise nicht dimmbar oder DALI-2 Steuerung

MUSE light / baffle
acoustic suspended

Quickinfo

3000 K, 4000 K
CRI ≥ 80
L90 @ 50 000 h
UGR ≤ 19 / 65° ≤ 1500 cd/m²
up to 2200 lm
non DIM, DALI-2
daylight and movement sensor
reflector (UGR ≤ 19)

PET felt
♻ from recycled material
up to absorber class A

Type

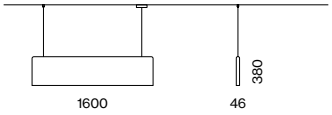

Colours



Light distribution



IOT ready

reddot award 2019
winner

Order options

COLOUR TEMPERATURE

3000 K	5
4000 K	6

CONTROL

non DIM	1
DALI-2	3

MATERIAL COLOUR

anthracite	B
felt grey	G
bright blue	P
indigo blue	E

canopy always in white
other colours on request

B G P E

LIGHT INSET COLOUR
grey cover / chrome reflector

Options on request

COLOUR RENDERING INDEX
CRI ≥ 98 XPECTRUM

CONTROL
daylight and movement sensor

LIGHT INSET COLOUR
black cover / black reflector
white cover / chrome reflector
black cover / chrome reflector



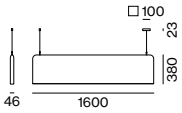

MUSE BAFFLE suspended

PET felt

ACOUSTIC BAFFLE

L (mm)	ORDER CODE
1600	091-101111



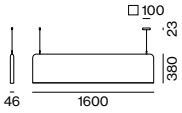

MUSE LIGHT suspended

UGR ≤ 19 | cd/m² ≤ 1500 | DALI 1 ADDR. | 220-240 V | PET felt

ACOUSTIC LUMINAIRE

SYS. POWER	COLOUR TEMP.	LUM. FLUX	L (mm)	ORDER CODE
20 W	3000 K	2080 lm	1600	091-1211 F
	4000 K	2200 lm		

luminous flux chrome reflector (UGR ≤ 19)

LIGHT DISTRIBUTION

chrome reflector

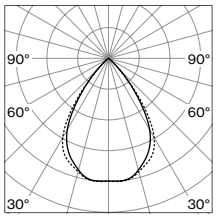

direct

Lighting calculations



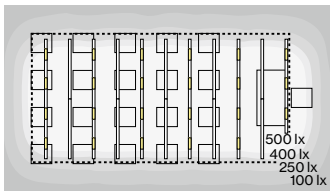

MUSE LIGHT
20 W direct, 4000 K, reflector
+ MUSE BAFFLE (every 2nd)

ROOM VALUES

Room dimensions	9 × 5 × 3 m
Room volume	135 m²
Reflection factor	0.7 | 0.5 | 0.2
Maintenance factor	0.8
Mounting height	2.23 m

CALCULATION SURFACE

Surface dimensions	8 × 4
Surface height	0.75 m
Average illuminance (E_m)	> 500 lx

GLARE EVALUATION
Table Classification X=4H | Y=8H | S=0.25H

UGR transversal	≤ 19
UGR axial	≤ 19

≥ 65° ≤ 3000 cd/m²

Acoustic calculations

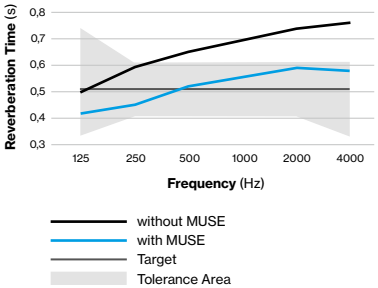

ACOUSTIC PARAMETERS

Target Reverberation Time	0.51 s*
RT without MUSE	0.66 s
RT with MUSE	0.52 s

*according to DIN 18041, room category A3 (education/communication)

MATERIALS

Walls	Hardboard
Ceiling	Gypsum Board
Floor	Hardwood

back





Quickinfo

PET felt
♻ from recycled material
up to absorber class A

Types

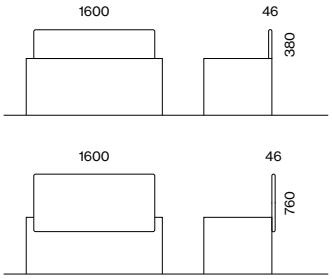

Colours



Description

EN Sound absorbing acoustic element for table mounting, made of high-quality, self-supporting polyester fleece; variant MUSE DESK HIGH also sound shielding; high-quality visual and tactile surface, available in felt grey, anthracite, indigo blue or bright blue options; constructed of 2 shells to form cavities that improve acoustic performance; material can be pinned; tool-less assembly on the table by clamping; suitable for table top thicknesses up to a maximum of 65 mm; suitable for table lengths from 1600 mm; placed on top of the table (variant MUSE DESK LOW); or arranged downwards behind the desk (variant MUSE DESK HIGH); up to absorber class A

DE Schallabsorbierendes Akustikelement zur Tischmontage aus hochwertigem, selbsttragendem Polyester-Vlies; Variante MUSE DESK HIGH auch schallschirmend; optisch und haptisch hochwertige Oberfläche, wahlweise filzgrau, anthrazit, indigoblau oder hellblau; Aufbau aus 2 Schalen, dadurch bilden sich Hohlräume zur Verbesserung der akustischen Performance; Material pinnbar; werkzeuglose Montage am Tisch durch Klemmen; geeignet für Tischplattenstärken von maximal 65 mm; geeignet für Tischlängen ab 1600 mm; auf Tischplatte aufgesetzt (Variante MUSE DESK LOW); oder hinter dem Tisch nach unten ragend (Variante MUSE DESK HIGH); bis zu Absorberklasse A

MUSE desk low / high
acoustic table mounted

Order options

MATERIAL COLOUR

anthracite	B
felt grey	G
bright blue	P
indigo blue	E

other colours on request

B G P E

CLAMP COLOUR

grey

Options on request

CLAMP COLOUR

white
black

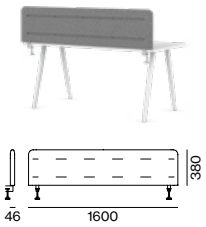

MUSE DESK LOW table mounted

PET felt

ACOUSTIC ELEMENT

L (mm)	ORDER CODE
1600	091-102111 G

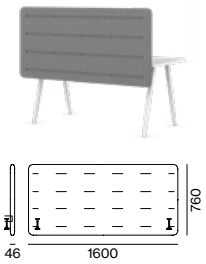

MUSE DESK HIGH table mounted

PET felt

ACOUSTIC ELEMENT

L (mm)	ORDER CODE
1600	091-102211 G

For the right kind of reflection



STRETTA

EN Whether in the bathroom or in the fitting room, STRETTA is a fantastic exclusive mirror luminaire. Thanks to its excellent colour rendering of CRI ≥ 90, it is used wherever colours, shapes, and designs are to be shown in their best and authentic light. STRETTA emits light on three sides and has been equipped with an opal cover to guarantee particularly homogeneous wall illumination. The IP 44 protection class ensures safe use in wet rooms.

DE Ob im Badezimmer oder im Fitting Room: STRETTA überzeugt als exklusive Spiegelleuchte. Dank ihrer guten Farbwiedergabe von CRI ≥ 90 wird sie überall dort eingesetzt, wo Farben, Formen und Designs authentisch zur Geltung kommen sollen. Für eine besonders homogene Wandaufhellung verfügt STRETTA über eine dreiseitige Lichtabstrahlung und wurde mit einer Opal-Abdeckung ausgestattet. Die Schutzart IP 44 garantiert einen sicheren Einsatz in Nassräumen.

Mountings

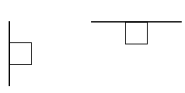

wall ceiling

Light distribution

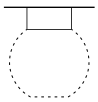

opal



Description

EN Luminaire housing from extruded aluminium profile, angular design; no visible screws; surface powder coated in grey, white or black; available in special colours; luminaire profile can be pre-mounted; end cap galvanically chromed or in same colour as housing (chromed border); suitable for wall or ceiling mounting; with three sided light beam; HPO (High Performance Opal) cover for uniform illumination; with increased transmission and diffusion; energy-efficient LEDs with very good colour rendering; binning initial ≤ 3 MacAdam; available in the light colours 2700 K, 3000 K and 4000 K; CRI ≥ 90; min. 80 % of the luminous flux after 50 000 hours; degree of protection IP 44; PC I; photobiological safety according to IEC 62471 risk group 0; optionally non-dimmable or DALI-2 control

DE Leuchtenkörper aus Aluminiumstrangpressprofil, kantige Ausführung; keine sichtbaren Schrauben; Oberfläche grau, weiß oder schwarz pulverbeschichtet; wahlweise in Spezialfarben; Leuchtenprofil vorab montierbar; Enddeckel galvanisch verchromt oder in Leuchtenfarbe pulverbeschichtet (Umrandung verchromt); geeignet für Wand- oder Deckenmontage; mit dreiseitiger Lichtabstrahlung; HPO (High Performance Opal) Abdeckung für homogene Ausleuchtung; mit erhöhter Transmission und Diffusion; energieeffiziente LEDs mit sehr guter Farbwiedergabe; Binning initial ≤ 3 MacAdam; lieferbar in den Lichtfarben 2700 K, 3000 K und 4000 K; CRI ≥ 90; min. 80 % des Lichtstromes nach 50 000 h Lebensdauer; Schutzart IP 44; SK I; photobiologische Sicherheit gemäß IEC 62471 Risikogruppe 0; wahlweise nicht dimmbar oder DALI-2 Steuerung

STRETTA

surface

Quickinfo

2700 K, 3000 K, 4000 K
CRI ≥ 90
L80 @ 50 000 h
L 600 up to 1460 lm
L 900 up to 2190 lm
L 1200 up to 2920 lm
non DIM, DALI-2
opal cover
IP 44

Types

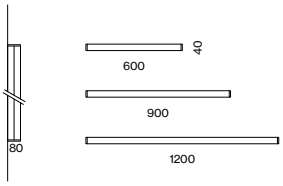

Luminaire colours



standard xal.com/colours

End caps colours



Light distribution



direct
3-sided

Order options

COLOUR TEMPERATURE

2700 K	4
3000 K	5
4000 K	6

CONTROL

non DIM	1
DALI-2	3

MATERIAL COLOUR

white*	7
white / chrome**	C
grey*	G
grey / chrome**	F
black*	8
black / chrome**	M
special colours** xal.com/colours	X

*end caps in housing colour with chromed boarder

**end caps completely in chrome



LIGHT OPTIC COVER

opal high performance

Options on request

COLOUR RENDERING INDEX

CRI ≥ 98 XPECTRUM



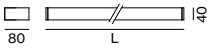

STRETTA surface

CRI ≥ 90 | DALI 1 ADDR. | 220-240V | IP 44

LUMINAIRE

SYS. POWER	COLOUR TEMP.	LUM. FLUX	L (mm)	ORDER CODE
13 W	2700 K	1260 lm	600	057-0132 H
	3000 K	1370 lm		
	4000 K	1460 lm		
20 W	2700 K	1880 lm	900	057-0133 H
	3000 K	2050 lm		
	4000 K	2190 lm		
26 W	2700 K	2510 lm	1200	057-0134 H
	3000 K	2740 lm		
	4000 K	2920 lm		

LIGHT DISTRIBUTION

opal high performance

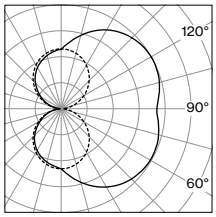

Getting well with light



RECOVER

EN The next generation of contemporary healthcare lighting, RECOVER has been developed to simulate a natural light pattern. This is achieved by the dynamically changing colour temperature. It varies from activating morning light to a sleep-promoting evening glow. The luminaire supports the natural regeneration of the patient by supporting the human biorhythm. The 4-in-1 system includes ambient light, a reading light, a nurse's night light, and an examination light with a high CRI value which displays amorphous three-dimensional surfaces such as the skin correctly. RECOVER is designed to be particularly user-friendly. Lighting programmes can be quickly and flexibly adapted.

DE Die nächste Generation zeitgemäßer Beleuchtung im Gesundheitswesen: RECOVER wurde speziell entwickelt, um einen natürlichen Lichtverlauf zu simulieren. Das gelingt durch die dynamisch veränderliche Farbtemperatur, die von aktivierendem Morgenlicht bis zu schlaffördernder Abendröte wechselt. Indem das Licht den menschlichen Biorhythmus fördert, unterstützt die Leuchte die natürliche Regeneration der Patienten. Das 4-in-1-System umfasst Raumlicht, Leselicht, Schwesternnachtlicht und ein Untersuchungslicht mit hohem CRI-Wert für die perfekte Darstellung dreidimensionaler amorpher Flächen wie der Haut. Die Bedienung von RECOVER wurde besonders benutzerfreundlich gestaltet, sodass Lichtprogramme einfach und flexibel anpassbar sind.

Mounting



wall

Light distributions

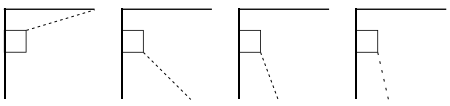

ambient light | examination light | reading light | nurse night light

back



Description

EN XAL offers three versions of the RECOVER luminaire:

The RECOVER BASIC version allows the indirect ambient light, the examination light, and the reading light to be operated using standard switches.

RECOVER DALI enables dimming to be set individually. Using standard dimmer switches in the power circuit, both the two lighting circuits of the indirect ambient lights with 2700 K and 6500 K can be controlled, and the examination light and the reading light with 3000 K can be dimmed.

The RECOVER PRO version has been developed to meet the highest demands of lighting comfort. In combination with the RECOVER Master Unit (one unit per room), up to six luminaires can be configured with dynamic daylight programmes from 2200 K to 31000 K. The luminaire has 8 DALI addresses. The 4 addresses of the indirect ambient light allow the creation of daylight transitions using the RECOVER software. One address is for the examination light, which can be dimmed via the master unit, one is for the reading light, and two are for the nurse's night light. The intensity of reading and night light can be set in the RECOVER software. The two nurse night lights can be switched using two buttons built into the lamp. The colour temperature of 2200 K of the nurse's night light helps stimulate the formation of the sleep hormone melatonin.

DE XAL bietet drei Ausführungs-Varianten der RECOVER Leuchte an:

Die Version RECOVER BASIC ermöglicht die Schaltung des indirekten Raumlichts, des Untersuchungslichts und des Leselichts über handelsübliche Schalter.

RECOVER DALI ermöglicht ein individuelles Dimmen. Über bauseitige Dimm-Taster können die zwei Lichtkreise des indirekten Raumlichts mit 2700 K und 6500 K gesteuert, ferner das Untersuchungslicht und das Leselicht mit 3000 K gedimmt werden.

Die Ausführung RECOVER PRO wurde für den höchsten Anspruch an Beleuchtungskomfort entwickelt. In Kombination mit der RECOVER Master Unit (pro Raum eine Unit), können bis zu sechs Leuchten mit dynamischen Tageslichtprogrammen von 2200 K bis 31000 K bespielt werden. Die Leuchte verfügt über 8 DALI Adressen. Die 4 Adressen des indirekten Raumlichtes ermöglichen die Erstellung von Tageslichtverläufen mittels der RECOVER Software. Eine Adresse für das Untersuchungslicht, das über die Master Unit dimmbar ist, eine für das Leselicht, und zwei für das Schwestern-Nachtlicht. Die Intensität von Lese und Nachtlicht ist in der RECOVER Software einstellbar. Die beiden Schwestern-Nachtlichter sind über zwei in der Leuchte eingebaute Taster schaltbar. Die Farbtemperatur von 2200 K des Schwestern-Nachtlichtes ermöglicht die Bildung des Schlafshormons Melatonin.

RECOVER

wall

Quickinfo

2200 – 31000 K, TW
CRI ≥ 95
L80 @ 50 000 h
L 1350 up to 16135 lm
L 1650 up to 19644 lm
glass cover
non DIM, DIM DALI

Types

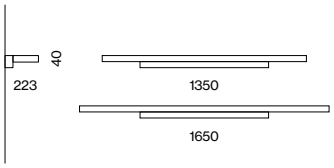

Colour

Light distributions



ambient light | examination light | reading light | nurse night light

MATERIAL COLOUR

white

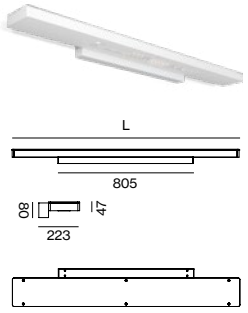

RECOVER

CRI ≥ 95 · 220-240V

BASIC

SYS. POWER	COLOUR TEMP.	LUM. FLUX	L (mm)	ORDER CODE
115 W	3000 K	7493 lm	1350	099-221051 7
135 W	3000 K	8900 lm	1650	099-221151 7

CRI ≥ 95 · DALI 4 ADDR. · 220-240V

DALI

SYS. POWER	COLOUR TEMP.	LUM. FLUX	L (mm)	ORDER CODE
96 W	2700 – 6500 K*	8569 lm**	1350	099-2210D37
110 W	2700 – 6500 K*	10245 lm**	1650	099-2211D37

*examination and reading light 3000 K **measured at 6500 K

CRI ≥ 95 · DALI 8 ADDR. · 220-240V

PRO

SYS. POWER	COLOUR TEMP.	LUM. FLUX	L (mm)	ORDER CODE
201 W	2200 – 31000 K*	16135 lm**	1350	099-221003 7
241 W	2200 – 31000 K*	19644 lm**	1650	099-221103 7

*examination and reading light 3000 K, nurse night light 2200 K
**measured at 5000 K

Accessories for RECOVER DALI

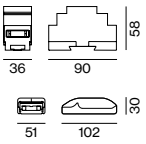

DALI POWER SUPPLY 220-240 V

TYPE	L·W·H (mm)	ORDER CODE
for top-hat-rail mounting 240 mA	90·36·58	002-59871
for ceiling insertion 200 mA	102·51·30	002-59880

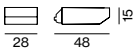

DALI MODULE for group/scene control

TYPE	L·W·H (mm)	ORDER CODE
DALI control of 4 scenes/2 groups	48·28·15	002-54026

Accessories for RECOVER PRO

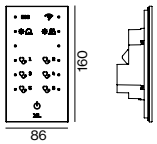

MASTER UNIT (mandatory)

TYPE	L·W·H (mm)	ORDER CODE
single patient room	85·48·160	099-229113 7
double patient room	85·48·160	099-229123 7
three patient room	85·48·160	099-229133 7
four patient room	85·48·160	099-229143 7
five patient room	85·48·160	099-229153 7
six patient room	85·48·160	099-229163 7

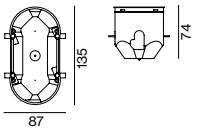

INSTALLATION HOUSING (mandatory)
for installation in solid walls

TYPE	L·W·H (mm)	ORDER CODE
installation housing	71·75·135	099-2290000

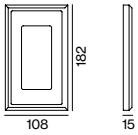

SAFETY FRAME FOR MASTER UNIT (optional)

TYPE	L·W·H (mm)	ORDER CODE
safety frame	108·15·182	099-2298007

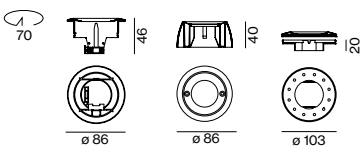

LIGHT SENSOR / MOTION DETECTOR DALI, PRO (optional)

TYPE	ORDER CODE
recessed ceiling mounted	002-54051
surface mounted	002-54058
socket mounted	002-54053

Profiles





Profiles

Magnetic Profile Systems

MOVE IT 25

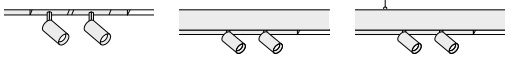

➔ 356 recessed surface suspended

MOVE IT 45

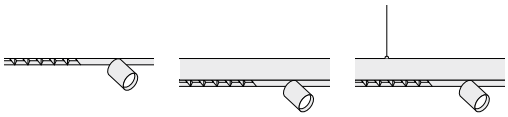

➔ 386 recessed surface suspended

LINEA



➔ 400 wall

Flat Profile Systems

LENO

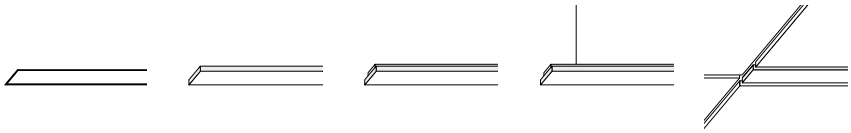

➔ 406 recessed semi-recessed surface suspended grid recessed

Standard Profile Systems

BETO

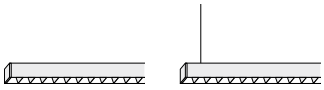

➔ 436 surface suspended

BASO

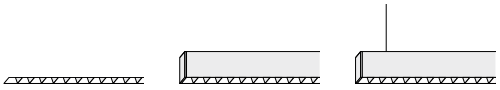

➔ 442 recessed surface suspended

Advanced Profile Systems

CANYON

➔ 478 offset recessed

FRAME

➔ 480 recessed

MINIMAL

➔ 490 recessed

MINO

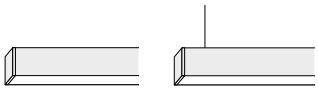

➔ 500 surface suspended

EDGE



➔ 516 recessed

TUBO

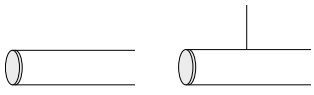

➔ 524 surface suspended

CORNER



➔ 528 surface

COVE

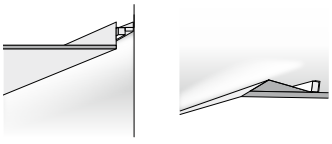

➔ 530 wall ceiling

Everything on track



MOVE IT 25

EN The sleek, elegant MOVE IT 25 system has revolutionised low-voltage track systems. The tool-free magnetic mounting of spotlights, decorative, or linear insets allows flexible, ever-new combinations. The various mounting options offer even more freedom. At two heights each, as trimless recessed and surface-mounted for wall or ceiling mounting, and suspended with a direct or direct / indirect light component. The individual profiles can be interconnected with each other, or linked via the CORNER or NODE Connector elements. This allows for a variety of creative ceiling patterns. Square or triangular acoustic elements that can be optionally integrated additionally create balanced spatial acoustics.

DE Das schlichte, elegante MOVE IT 25 System hat Niedervolt-Stromschienensysteme revolutioniert: Die werkzeuglose Magnetbefestigung von Strahlern sowie von dekorativen oder linearen Einsätzen erlaubt flexible, immer wieder neue Kombinationsmöglichkeiten. Noch mehr Freiheiten bieten die verschiedenen Montagevarianten: in jeweils zwei Höhen als randloser Ein- und Anbau für die Wand- bzw. Deckenmontage sowie abgehängt mit Direkt- oder Direkt / Indirekt-Lichtanteil. Die einzelnen Profile können miteinander oder über die Elemente CORNER oder NODE Connector verbunden werden. Dadurch sind vielfältige, kreative Deckenmuster möglich. Optional integrierbare Akustikelemente in quadratischer oder dreieckiger Form schaffen zusätzlich eine optimale Raumakustik.

Types



Mountings

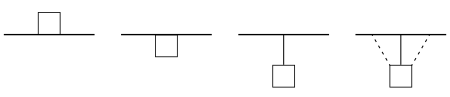

Configurations

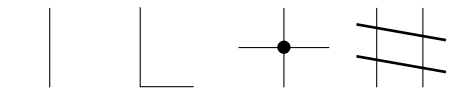

Light distributions

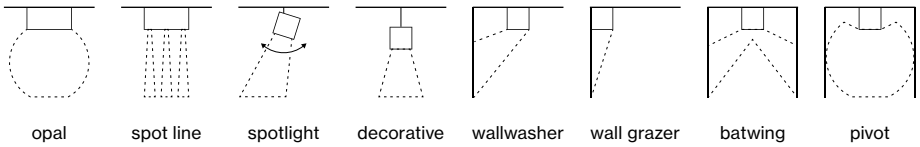

back



Description

EN Thin extruded aluminium profile with 31 mm height and 28 mm width groove; optionally for trimless installation in plasterboard ceilings (wall or ceiling mounting) with 12.5 mm ceiling thickness, for wall-/ceiling surface mounting or suspended mounting (1500 mm cable suspension, height adjustment without tools, incl. black feed); optional with indirect light component for additional accentuation of the ceiling; designed for continuous lighting systems, 90° angle connectors for flexible system design; with integrated power track profile for take off of supply voltage and DALI signal; surface anodised black (trimless), powder coated in white / anodised black or powder coated in gold / anodised black (surface / suspended / suspended indirect); available in special colours; insets can be installed flexibly and without tools by means of magnetic holders + locking; MOVE IT 25 S suspended indirect: binning initial ≤ 3 MacAdam, light colour 3000 K, CRI ≥ 90, L80 / 50 000 h; degree of protection IP 20; PC I / PC II (power supply) or PC III (power rail profile and light insets); optionally non-dimmable, DALI-2 or wireless Zigbee 3.0 control

DE Niedriges Aluminiumstrangpressprofil mit 31 mm Höhe und 28 mm Fugenbreite; wahlweise für den randlosen Einbau in Gipskartondecken (Wand- oder Deckenmontage) mit 12,5 mm Deckenstärke, für Wand-/Deckenanbaumontage oder für abgehängte Montage (1500 mm Seilabhängung, werkzeuglose Höhenverstellung, inkl. schwarzer Einspeiseleitung); optional mit indirekter Lichtkomponente für zusätzliche Akzentuierung der Decke; ausgelegt für durchgehende Lichtsysteme, 90° Winkelverbinder für flexiblen Systemaufbau; mit integriertem Stromschienenprofil für Abnahme von Versorgungsspannung und DALI Signal; Oberfläche schwarz eloxiert (trimless) bzw. schwarz eloxiert, weiß pulverbeschichtet / schwarz eloxiert oder gold pulverbeschichtet / schwarz eloxiert (surface / suspended / suspended indirect); wahlweise in Spezialfarben; flexible und werkzeuglose Montage der Einsätze durch Magnethalterung+Verriegelung; MOVE IT 25 S suspended indirect: Binning initial ≤ 3 MacAdam, Lichtfarbe 3000 K, CRI ≥ 90, L80 / 50 000 h; Schutzart IP 20; SK I / SK II (Netzversorgung) bzw. SK III (Stromschienenprofil und Lichteinsätze); wahlweise nicht dimmbar, DALI-2 oder drahtlose Zigbee 3.0 Steuerung

MOVE IT 25 S system

trimless / surface / suspended

Quickinfo

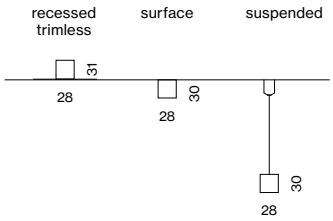

connector



corner

Colours



standard



xal.com/colours

Order options

CONTROL

non DIM	1
DALI-2	3
Zigbee 3.0	1

MATERIAL COLOUR

black

Options on request

CONNECTOR

T-connector
X-connector



MOVE IT 25 S trimless

DALI-2 | zigbee 3.0 | 48V | TRACK max. 6,67 A | pending | CB pending

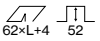



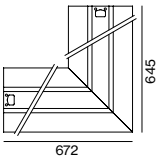

INSTALLATION TRACK

L (mm)		ORDER CODE
607	channel	050-42120▲▼8
1207	channel	050-42140▲▼8
2407	channel	050-42180▲▼8
3612	channel	050-42190▲▼8
cust. cut	channel (non DIM, Zigbee 3.0)	E83130····8
cust. cut	channel (DALI-2)	E83140····8
672x645	channel corner* 90°	050-42110▲▼8
661x661	channel corner* ceiling to wall 90°	050-42111▲▼8

order installation track, light insets and mounting accessories separately
*incl. electrical connector set

Accessories



END CAPS

TYPE	ORDER CODE
end caps (pair)	050-4210008



BLIND COVER

L (mm)	ORDER CODE
1207	050-4004008
2407	050-4008008
3612	050-4009008
custom cut	E83000····8B

blind cover can be shortened as desired

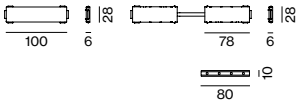

CONNECTOR SET

TYPE	ORDER CODE
linear connector (non DIM, DALI-2, Zigbee 3.0)	050-2031130
linear connector flexible	050-2032▲▼0
mechanical linear connector (pair)	050-2011110



POWER FEEDER UNIT

TYPE	ORDER CODE
non DIM / Zigbee 3.0	050-2020110
DALI-2	050-2020130

2x2,5 mm² / 2x2,5 + 2x0,5 mm² / cable length 500 mm

CONVERTER supply 220-240 V AC, 48 V, 50-60 Hz

TYPE	EFFICIENCY	MOUNTING	L·W·H (mm)	ORDER CODE
60 W ⧈	η 88 %	external	163·43·32	002-62133
100 W ⧈	η 92 %	external	350·30·18	002-62134
150 W ⧈	η 92 %	external	350·30·18	002-62135
250 W ⧈	η 93 %	external	400·40·22	002-62139
320 W ⏚	η 94 %	external	252·90·44	002-60320

⏚ PC I ⧈ PC II

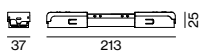

DALI-2 SELV DEVICE

TYPE	L·W·H (mm)	ORDER CODE
control unit	213·37·25	050-2061130

necessary to create DALI-2 SELV signal

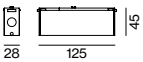

DALI DAYLIGHT & MOVEMENT SENSOR

TYPE	L·W·H (mm)	ORDER CODE
daylight & movement sensor	125·28·45	050-2063178

back

Order options

CONTROL

non DIM	1
DALI-2	3
Zigbee 3.0	1

MATERIAL COLOUR

black	8
white/black	P
gold/black	G
special colours* xal.com/colours	X

*inside always in black

8 P G

MATERIAL COLOUR ACCESSORIES

white	7
black	8

7 8

Options on request

CONNECTOR

T-connector
X-connector



MOVE IT 25 S surface / suspended

DALI-2 | zigbee 3.0 | 48V | TRACK max. 6,67A | pending | CB pending

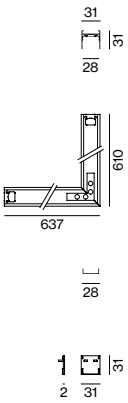

INSTALLATION TRACK / BLIND COVER / END CAPS

L (mm)		ORDER CODE
610	channel	050-43120
1210	channel	050-43140
2410	channel	050-43180
3615	channel	050-43190
cust. cut	channel (non DIM, Zigbee 3.0)	E83150
cust. cut	channel (DALI-2)	E83160
637x610	channel corner* 90°	050-43110
666x666	channel corner* ceiling to wall 90°	050-43111
1207	blind cover	050-4004008
2407	blind cover	050-4008008
3612	blind cover	050-4009008
cust. cut	blind cover	E83000 ···· 8B
-	end caps (pair)	050-431000

order installation track, light insets and mounting accessories separately

*incl. electrical connector set

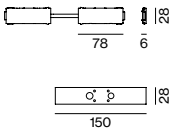

CONNECTOR SET

TYPE	ORDER CODE
linear connector flexible	050-20321 0
mechanical linear conn. incl. 1500 mm cable susp.	050-2011310
mechanical linear connector surface	050-2011210
mechanical & electrical linear connector	050-2031230

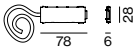

POWER FEEDER UNIT

TYPE	ORDER CODE
non DIM / Zigbee 3.0	050-2022110
DALI-2	050-2022130

2x2,5 mm² / 2x2,5 + 2x0,5 mm² / cable length 2000 mm

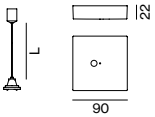

CEILING FASTENER / CABLE SUSPENSION / CANOPY

TYPE	L (mm)	ORDER CODE
ceiling fastener	10	050-204111
cable susp. (use every 1200 mm)	1500	005-2152110
canopy		005-231121

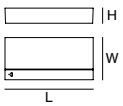

CONVERTER supply 220-240 V AC, 48 V, 50-60 Hz

TYPE	EFFICIENCY	MOUNTING	L·W·H (mm)	ORDER CODE
60 W	η 88 %	surface	305·144·54	050-20551
100 W	η 92 %	surface	455·104·40	050-20554
150 W	η 92 %	surface	455·104·40	050-20552
250 W	η 93 %	surface	455·104·40	050-20555
320 W	η 94 %	surface	305·144·54	050-20553
60 W	η 88 %	external	163·43·32	002-62133
100 W	η 92 %	external	350·30·18	002-62134
150 W	η 92 %	external	350·30·18	002-62135
250 W	η 93 %	external	400·40·22	002-62139
320 W	η 94 %	external	252·90·44	002-60320

PC I PC II



DALI-2 SELV DEVICE

TYPE	L·W·H (mm)	ORDER CODE
control unit	213·37·25	050-2061130

necessary to create DALI-2 SELV signal

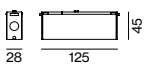

DALI DAYLIGHT & MOVEMENT SENSOR

TYPE	L·W·H (mm)	ORDER CODE
daylight & movement sensor	125·28·45	050-2063178

Order options

COLOUR TEMPERATURE
3000 K

CONTROL INSTALLATION CHANNEL

non DIM	1
DALI-2	3
Zigbee 3.0	5

CONTROL CONNECTOR SET / CONVERTER SURFACE

non DIM	1
DALI-2	3
Zigbee 3.0	1

MATERIAL COLOUR

black	8
white/black	P
gold/black	G
special colours* xal.com/colours	X

*inside always in black



MATERIAL COLOUR ACCESSORIES

white	7
black	8



Options on request

COLOUR RENDERING INDEX
CRI ≥ 98 XPECTRUM

COLOUR TEMPERATURE
2700 K
4000 K
tunable white (2700 – 6500 K)

CONNECTOR
T-connector
X-connector



MOVE IT 25 S suspended indirect

CRI ≥ 90 · DALI-2 · zigbee 3.0 · 48V · TRACK max. 6,67 A · pending · CB pending

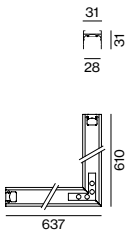

INSTALLATION TRACK INDIRECT

L (mm)	SYS. POWER	COLOUR TEMP.	LUM. FLUX	ORDER CODE
610	6.2 W	3000 K	638 lm	050-441250
1210	15 W	3000 K	1790 lm	050-441450
2410	33 W	3000 K	3830 lm	050-441850
3615	50 W	3000 K	5745 lm	050-441950
637x610 corner*	13 W	3000 K	1530 lm	050-441100

order installation track, light insets and mounting accessories separately
*incl. electrical connector set



1207	blind cover	050-400400 8
2407	blind cover	050-400800 8
3612	blind cover	050-400900 8
cust. cut	blind cover	E83000 · · · · 8B



END CAPS

TYPE	ORDER CODE
end caps (pair)	050-431000

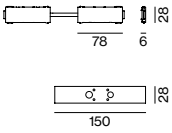

CONNECTOR SET

TYPE	ORDER CODE
linear connector flexible	050-203210
mechanical linear conn. incl. 1500 mm cable susp.	050-201131 0
mechanical & electrical linear connector	050-203123 0



POWER FEEDER UNIT

TYPE	ORDER CODE
non DIM / Zigbee 3.0	050-202211 0
DALI-2	050-202213 0

2x2,5 mm² / 2x2,5 + 2x0,5 mm² / cable length 2000 mm

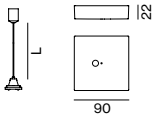

CABLE SUSPENSION / CANOPY

TYPE	L (mm)	ORDER CODE
cable susp. (use every 1200 mm)	1500	005-215211 0
canopy		005-231121

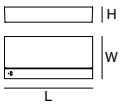

CONVERTER supply 220-240 V AC, 48 V, 50-60 Hz

TYPE	EFFICIENCY	MOUNTING	L·W·H (mm)	ORDER CODE
60 W □	η 88 %	surface	305·144·54	050-205511
100 W □	η 92 %	surface	455·104·40	050-205544
150 W □	η 92 %	surface	455·104·40	050-205522
250 W □	η 93 %	surface	455·104·40	050-205555
320 W ⏚	η 94 %	surface	305·144·54	050-205533
60 W □	η 88 %	external	163·43·32	002-621330
100 W □	η 92 %	external	350·30·18	002-621340
150 W □	η 92 %	external	350·30·18	002-621350
250 W □	η 93 %	external	400·40·22	002-621390
320 W ⏚	η 94 %	external	252·90·44	002-603200

⏚ PC I □ PC II



DALI-2 SELV DEVICE

TYPE	L·W·H (mm)	ORDER CODE
control unit	213·37·25	050-206113 0

necessary to create DALI-2 SELV signal

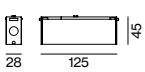

DALI DAYLIGHT & MOVEMENT SENSOR

TYPE	L·W·H (mm)	ORDER CODE
daylight & movement sensor	125·28·45	050-206317 8

back



Description

EN Extruded aluminium profile with 28 mm width groove; optionally for trimless installation in plasterboard ceilings (wall or ceiling mounting) with 12.5 mm ceiling thickness, for wall-/ceiling surface mounting or suspended mounting (1500 mm cable suspension, height adjustment without tools, incl. black feed); optional with indirect light component for additional accentuation of the ceiling; designed for continuous lighting systems, 90° angle connectors for flexible system design; node connectors with up to 6 profile connection options (surface / suspended / suspended indirect); with integrated power track profile for take off of supply voltage and DALI signal; surface anodised black (trimless), powder coated in white / anodised black or powder coated in gold / anodised black (surface / suspended / suspended indirect); available in special colours; insets can be installed flexibly and without tools by means of magnetic holders+locking; MOVE IT 25 suspended indirect: binning initial ≤ 3 MacAdam, light colour 3000 K, CRI ≥ 90, L80 / 50 000 h; degree of protection IP 20; PC I / PC II (power supply) or PC III (power rail profile and light insets); optionally non-dimmable, DALI-2 or wireless Zigbee 3.0 control; sound absorbing accessories for installation in the MOVE IT suspended system composed of node connectors and 1210 mm profiles available

DE Aluminiumstrangpressprofil mit 28 mm Fugenbreite; wahlweise für den randlosen Einbau in Gipskartondecken (Wand- oder Deckenmontage) mit 12,5 mm Deckenstärke, für Wand-/Deckenanbaumontage oder für abgehängte Montage (1500 mm Seilabhängung, werkzeuglose Höhenverstellung, inkl. schwarzer Einspeiseleitung); optional mit indirekter Lichtkomponente für zusätzliche Akzentuierung der Decke; ausgelegt für durchgehende Lichtsysteme, 90° Winkelverbinder für flexiblen Systemaufbau; Knotenverbinder mit bis zu 6 Profilanschlussmöglichkeiten (surface / suspended / suspended indirect); mit integriertem Stromschienenprofil für Abnahme von Versorgungsspannung und DALI Signal; Oberfläche schwarz eloxiert (trimless) bzw. schwarz eloxiert, weiß pulverbeschichtet / schwarz eloxiert oder gold pulverbeschichtet / schwarz eloxiert (surface / suspended / suspended indirect); wahlweise in Spezialfarben; flexible und werkzeuglose Montage der Einsätze durch Magnethalterung+Verriegelung; MOVE IT 25 suspended indirect: Binning initial ≤ 3 MacAdam, Lichtfarbe 3000 K, CRI ≥ 90, L80 / 50 000 h; Schutzart IP 20; SK I / SK II (Netzversorgung) bzw. SK III (Stromschienenprofil und Lichteinsätze); wahlweise nicht dimmbar, DALI-2 oder drahtlose Zigbee 3.0 Steuerung; schallabsorbierendes Zubehör zum Einlegen in das MOVE IT suspended system aus Knotenverbindern und Profilen der Länge 1210 mm erhältlich

MOVE IT 25 system

trimless / surface / suspended

Quickinfo

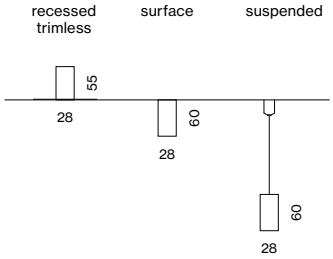

connectors

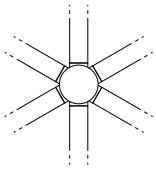

Colours



standard



xal.com/colours

Order options

CONTROL

non DIM	1
DALI-2	3
Zigbee 3.0	1

MATERIAL COLOUR

black

Options on request

CONNECTOR

T-connector
X-connector

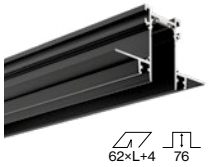

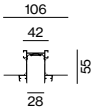

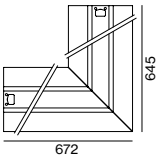

MOVE IT 25 trimless

DALI-2 | zigbee 3.0 | 48V | TRACK max. 6,67 A | pending | CB pending

INSTALLATION TRACK

L (mm)		ORDER CODE
607	channel	050-42020 ⇕ 8
1207	channel	050-42040 ⇕ 8
2407	channel	050-42080 ⇕ 8
3612	channel	050-42090 ⇕ 8
cust. cut	channel (non DIM, Zigbee 3.0)	E83030 · · · · 8
cust. cut	channel (DALI-2)	E83040 · · · · 8
672x645	channel corner* 90°	050-42010 ⇕ 8
661x661	channel corner* ceiling to wall 90°	050-42011 ⇕ 8

order installation track, light insets and mounting accessories separately
*incl. electrical connector set

Accessories



END CAPS

TYPE	ORDER CODE
end caps (pair)	050-4200008



BLIND COVER

L (mm)	ORDER CODE
1207	050-4004008
2407	050-4008008
3612	050-4009008
custom cut	E83000 · · · · 8B

blind cover can be shortened as desired

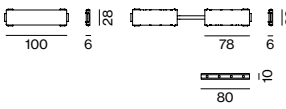

CONNECTOR SET

TYPE	ORDER CODE
linear connector (non DIM, DALI-2, Zigbee 3.0)	050-2031130
linear connector flexible	050-2032 ⇕ 0
mechanical linear connector (pair)	050-2011110

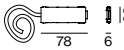

POWER FEEDER UNIT

TYPE	ORDER CODE
non DIM / Zigbee 3.0	050-2020110
DALI-2	050-2020130

2x2,5 mm² / 2x2,5 + 2x0,5 mm² / cable length 500 mm

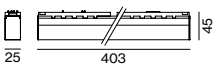

CONVERTER supply 220-240 V AC, 48 V, 50-60 Hz

TYPE	EFFICIENCY	MOUNTING	L·W·H (mm)	ORDER CODE
100 W* ▣	η 92 %	intrack	403·26·46	050-2071038
150 W* ▣	η 92 %	intrack	403·26·46	050-2071138
60 W ▣	η 88 %	external	163·43·32	002-62133
100 W ▣	η 92 %	external	350·30·18	002-62134
150 W ▣	η 92 %	external	350·30·18	002-62135
250 W ▣	η 93 %	external	400·40·22	002-62139
320 W ⏚	η 94 %	external	252·90·44	002-60320

*ENEC approved, incl. feeder cable 2000 mm

⏚ PC I ▣ PC II

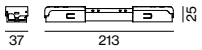

DALI-2 SELV DEVICE

TYPE	L·W·H (mm)	ORDER CODE
control unit	213·37·25	050-2061130

necessary to create DALI-2 SELV signal

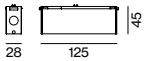

DALI DAYLIGHT & MOVEMENT SENSOR

TYPE	L·W·H (mm)	ORDER CODE
daylight & movement sensor	125·28·45	050-2063178

back

Order options

CONTROL

non DIM	1
DALI-2	3
Zigbee 3.0	1

MATERIAL COLOUR INSTALLATION TRACK

black	8
white/black	P
gold/black	G
special colours* xal.com/colours	X

*inside always in black

8 P G

MATERIAL COLOUR NODE CONN./END CAP

white (only connector)	7
black	8
white/black (only end cap)	P
special colours xal.com/colours	X

7 8 P

MATERIAL COLOUR ACCESSORIES

white	7
black	8

7 8

Options on request

CONNECTOR

T-connector
X-connector



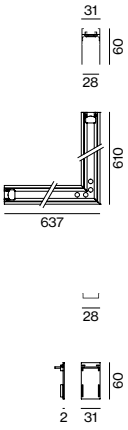

MOVE IT 25 surface / suspended

DALI-2 · zigbee 3.0 · 48V · TRACK max. 6,67A · pending · CB pending

INSTALLATION TRACK / BLIND COVER / END CAPS

L (mm)		ORDER CODE
610	channel	050-430204
1210	channel	050-430404
2410	channel	050-430804
3615	channel	050-430904
cust. cut	channel (non DIM, Zigbee 3.0)	E83050
cust. cut	channel (DALI-2)	E83060
637x610	channel corner* 90°	050-430104
666x666	channel corner* ceiling to wall 90°	050-430114
1207	blind cover	050-4004008
2407	blind cover	050-4008008
3612	blind cover	050-4009008
cust. cut	blind cover	E83000 · · · · 8B
-	end caps (pair)	050-430000

order installation track, light insets and mounting accessories separately

*incl. electrical connector set

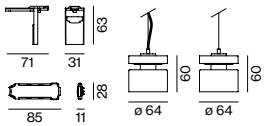

NODE CONNECTOR

TYPE	ORDER CODE
node connector surface mounted	050-203333
node connector incl. feeder surface mounted	050-202243
node connector 1500 mm cable suspension	050-203313
node connector incl. feeder 1500 mm cable susp.	050-202223
node end cap* incl. connector	050-430010

*order for every node connection (channel to node) 1 end cap

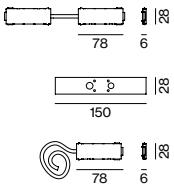

CONNECTOR SET / POWER FEEDER UNIT

TYPE	ORDER CODE
linear connector flexible	050-203210
mechanical linear conn. incl. 1500 mm cable susp.	050-2011310
mechanical linear connector surface	050-2011210
mechanical & electrical linear connector	050-2031230
power feeder unit*	050-202210

*2x2,5 mm²/2x2,5 + 2x0,5 mm²/cable length 2000 mm

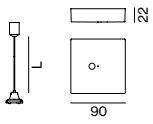

CEILING FASTENER / CABLE SUSPENSION / CANOPY

TYPE	L (mm)	ORDER CODE
ceiling fastener	10	050-204111
cable susp. (use every 1200 mm)	1500	005-2152110
canopy		005-231121

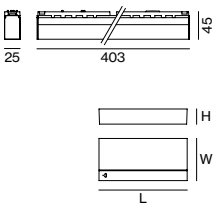

CONVERTER supply 220-240 V AC, 48 V, 50-60 Hz

TYPE	EFFICIENCY	MOUNTING	L·W·H (mm)	ORDER CODE
100 W*	η 92 %	intrack	403·26·46	050-2071038
150 W*	η 92 %	intrack	403·26·46	050-2071138
60 W	η 88 %	surface	305·144·54	050-20551
100 W	η 92 %	surface	455·104·40	050-20554
150 W	η 92 %	surface	455·104·40	050-20552
250 W	η 93 %	surface	455·104·40	050-20555
320 W	η 94 %	surface	305·144·54	050-20553
60 W	η 88 %	external	163·43·32	002-62133
100 W	η 92 %	external	350·30·18	002-62134
150 W	η 92 %	external	350·30·18	002-62135
250 W	η 93 %	external	400·40·22	002-62139
320 W	η 94 %	external	252·90·44	002-60320

*ENEC approved, incl. feeder cable 2000 mm

PC I PC II

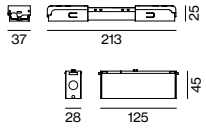

DALI-2 SELV DEVICE / DALI DAYLIGHT & MOVEMENT SENSOR

TYPE	L·W·H (mm)	ORDER CODE
DALI-2 SELV device*	213·37·25	050-2061130
DALI daylight & movement sensor	125·28·45	050-2063178

*necessary to create DALI-2 SELV signal

Order options

COLOUR TEMPERATURE

3000 K

CONTROL INSTALLATION CHANNEL

non DIM	1
DALI-2	3
Zigbee 3.0	5

CONTROL CONNECTOR SET / POWER FEEDER UNIT / CONVERTER SURFACE

non DIM	1
DALI-2	3
Zigbee 3.0	1

MATERIAL COLOUR INSTALLATION TRACK

black	8
white/black	P
gold/black	G
special colours* xal.com/colours	X

*inside always in black

8 P G



MATERIAL COLOUR NODE CONN. / END CAP

white (only connector)	7
black	8
white/black (only end cap)	P
special colours xal.com/colours	X

7 8 P



MATERIAL COLOUR ACCESSORIES

white	7
black	8

7 8

Options on request

COLOUR RENDERING INDEX

CRI ≥ 98 XPECTRUM

COLOUR TEMPERATURE

2700 K
4000 K
tunable white (2700 – 6500 K)

CONNECTOR

T-connector
X-connector



MOVE IT 25 suspended indirect

CRI ≥ 90 | DALI-2 | zigbee 3.0 | 48 V | TRACK max. 6,67 A | pending | CB pending

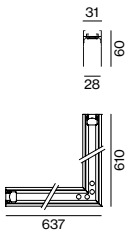

INSTALLATION TRACK INDIRECT

L (mm)	SYS. POWER	COLOUR TEMP.	LUM. FLUX	ORDER CODE
610	6.2 W	3000 K	638 lm	050-440255
1210	15 W	3000 K	1790 lm	050-440455
2410	33 W	3000 K	3830 lm	050-440855
3615	50 W	3000 K	5745 lm	050-440955
637x610 corner*	13 W	3000 K	1530 lm	050-441010

order installation track, light insets and mounting accessories separately
*incl. electrical connector set



1207	blind cover	050-400400 8
2407	blind cover	050-400800 8
3612	blind cover	050-400900 8
cust. cut	blind cover	E83000····8B



END CAPS

TYPE	ORDER CODE
end caps (pair)	050-430000

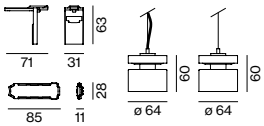

NODE CONNECTOR

TYPE	ORDER CODE
node connector 1500 mm cable suspension	050-203313
node connector incl. feeder 1500 mm cable susp.	050-202223
node end cap* incl. connector	050-430010

*order for every node connection (channel to node) 1 end cap

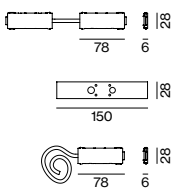

CONNECTOR SET / POWER FEEDER UNIT

TYPE	ORDER CODE
linear connector flexible	050-203210
mechanical linear conn. incl. 1500 mm cable susp.	050-201131 0
mechanical & electrical linear connector	050-203123 0
power feeder unit*	050-202210

2x2,5 mm² / 2x2,5 + 2x0,5 mm² / cable length 2000 mm

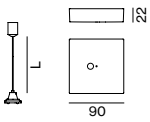

CABLE SUSPENSION / CANOPY

TYPE	L (mm)	ORDER CODE
cable susp. (use every 1200 mm)	1500	005-215211 0
canopy		005-231121

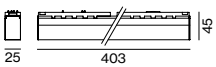

CONVERTER supply 220-240 V AC, 48 V, 50-60 Hz

TYPE	EFFICIENCY	MOUNTING	L·W·H (mm)	ORDER CODE
100 W*	η 92 %	intrack	403·26·46	050-207103 8
150 W*	η 92 %	intrack	403·26·46	050-207113 8
60 W	η 88 %	surface	305·144·54	050-205510
100 W	η 92 %	surface	455·104·40	050-205540
150 W	η 92 %	surface	455·104·40	050-205520
250 W	η 93 %	surface	455·104·40	050-205550
320 W	η 94 %	surface	305·144·54	050-205530
60 W	η 88 %	external	163·43·32	002-621330
100 W	η 92 %	external	350·30·18	002-621340
150 W	η 92 %	external	350·30·18	002-621350
250 W	η 93 %	external	400·40·22	002-621390
320 W	η 94 %	external	252·90·44	002-603200

*ENEC approved, incl. feeder cable 2000 mm

PC I | PC II



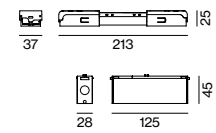

DALI-2 SELV DEVICE / DALI DAYLIGHT & MOVEMENT SENSOR

TYPE	L·W·H (mm)	ORDER CODE
DALI-2 SELV device*	213·37·25	050-206113 0
DALI daylight & movement sensor	125·28·45	050-206317 8

*necessary to create DALI-2 SELV signal

back



JUST 32 focus / 45 / 55

spotlight inset 25 / 25 S

Quickinfo

2700 K, 3000 K, 4000 K, TW, CWD
CRI ≥ 90 2-SDCM
non DIM, DALI-2, Zigbee 3.0

L95 @ 50 000 h
JUST 32 focus up to 761 lm

L80 @ 50 000 h
JUST 45 up to 1120 lm

L90 @ 50 000 h
JUST 55 up to 2090 lm

Types

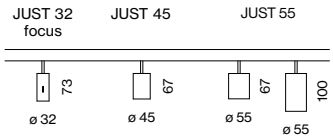

Colours



standard xal.com/colours

Light distributions

JUST 32 focus



focus

JUST 45



super spot med. flood

JUST 55



spot med. flood

Order options

COLOUR TEMPERATURE

2700 K	4
3000 K	5
4000 K	6
colour warm dim.* (2000–3000 K)	
tunable white* (1800–3000 K)	
tunable white* (2700–6500 K)	

*only available for DALI-2 and Zigbee 3.0

CONTROL

non DIM*	1
DALI-2	3
Zigbee 3.0	5

*not for JUST 45 super spot 8°/TW/CWD + JUST 55

MATERIAL COLOUR

white	7
black	8
gold	9
special colours xal.com/colours	X

7 8 9



BEAM ANGLE JUST 45

medium 23°	M
flood 44°	F

BEAM ANGLE JUST 55

spot 16°	S
medium 28°	M
flood 37°	F

Options on request

OPTICAL ACCESSORIES

elliptical sculpture foil
snoot
colour filter (red, blue, green, etc.)

only for JUST 32 focus

[1] The power consumption of a light inset in watts is the entire current consumption excluding any necessary ballast.



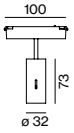

JUST 32 focus 17–43°

CRI ≥90 | DALI 1.ADDR. | zigbee 3.0 | 48V | FLICKER FREE | pending | CB pending

SPOTLIGHT

INSET POWER	LUM. FLUX (3000 K)	ORDER CODE
12 W	761 lm	0 5 0 - 0 1 1 1

LIGHT DISTRIBUTION for 3000 K

min. angle 17°

h (m)	E0° (lx)	ø (m)
1	4760	0.30
2	1190	0.59
3	528	0.89
4	297	1.19
5	190	1.49

max. angle 43°

h (m)	E0° (lx)	ø (m)
1	1370	0.80
2	342	1.59
3	152	2.39
4	85	3.18
5	54	3.98



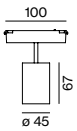

JUST 45

CRI ≥90 | DALI 1.ADDR. | zigbee 3.0 | 48V | FLICKER FREE | pending | CB pending

SPOTLIGHT

INSET POWER	LUM. FLUX (3000 K)	ORDER CODE
6.1 W super spot 8°	297 lm	0 5 0 - 0 1 3 1 V
14 W	1120 lm	0 5 0 - 0 1 3 1
12 W CWD 2000–3000 K	472 lm	0 5 0 - 0 1 3 1 E
11 W TW 1800–3000 K	608 lm	0 5 0 - 0 1 3 1 L
11 W TW 2700–6500 K	749 lm	0 5 0 - 0 1 3 1 D

LIGHT DISTRIBUTION for 3000 K

super spot 8°

h (m)	E0° (lx)	ø (m)
1	10400	0.14
2	2600	0.28
3	1150	0.41
4	649	0.55
5	415	0.69

medium 23°

h (m)	E0° (lx)	ø (m)
1	5640	0.40
2	1410	0.81
3	626	1.21
4	352	1.62
5	226	2.02



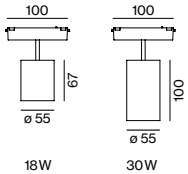

18 W 30 W

JUST 55

CRI ≥90 | DALI 1.ADDR. | zigbee 3.0 | 48V | FLICKER FREE | pending | CB pending

SPOTLIGHT

INSET POWER	LUM. FLUX (3000 K)	ORDER CODE
18 W	1230 lm	0 5 0 - 0 1 4 1
30 W	2090 lm	0 5 0 - 0 1 4 2

LIGHT DISTRIBUTION for 18 W, 3000 K

spot 16°

h (m)	E0° (lx)	ø (m)
1	9190	0.28
2	2300	0.56
3	1020	0.84
4	574	1.12
5	368	1.39

medium 28°

h (m)	E0° (lx)	ø (m)
1	3970	0.50
2	992	1.00
3	441	1.51
4	248	2.01
5	159	2.51

flood 37°

h (m)	E0° (lx)	ø (m)
1	2910	0.68
2	727	1.35
3	323	2.03
4	182	2.71
5	116	3.38

Optical accessories

HONEYCOMB LOUVER

TYPE	Ø·H (mm)	ORDER CODE
JUST 32 focus	30·4	0 0 7 - 1 9 6 5 1 6 8
JUST 45	42·3	0 0 7 - 1 9 6 5 1 8 8
JUST 55 | 18 W	50·3	0 0 7 - 1 9 6 5 1 9 8
JUST 55 | 30 W	50·3	0 0 7 - 1 9 6 5 5 9 8

max. 1 piece per spotlight



PIVOT
graphic light inset 25 / 25 S

Quickinfo

2700 K, 3000 K, TW
CRI ≥ 90
L90 @ 50 000 h
L 610 up to 1260 lm
L 910 up to 1890 lm
L 1210 up to 2530 lm
L 1510 up to 3160 lm
L 1810 up to 3790 lm
non DIM, DALI-2, Zigbee 3.0

Types

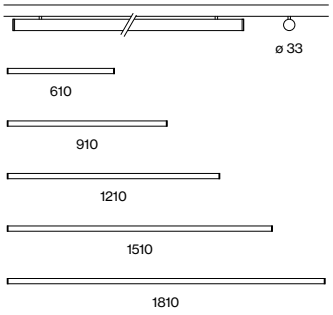

Colour

Light distribution

opal

DESIGN AWARD 2019

reddot award 2019
winner

Order options

COLOUR TEMPERATURE

2700 K	4
3000 K	5
tunable white* (1800–4000 K)	L

*only available for DALI-2 and Zigbee 3.0

CONTROL

non DIM	1
DALI-2	3
Zigbee 3.0	5

MATERIAL COLOUR

black

Options on request

COLOUR RENDERING INDEX

CRI ≥ 98 XPECTRUM

COLOUR TEMPERATURE

4000 K

MATERIAL COLOUR

white

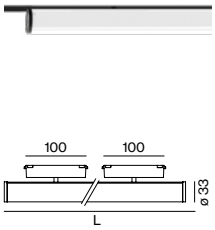

LIGHT INSET 25 S

CRI ≥ 80 · DALI 1.ADDR. · zigbee 3.0 · 48V · FLICKER FREE

PIVOT

INS. POWER	COLOUR TEMP.	LUM. FLUX	L (mm)	ORDER CODE
10 W	2700 K	1260 lm	610	0 5 0 - 1 3 1 2 :: ⬍ 8 O
	3000 K	1260 lm		
13 W	2700 K	1900 lm	910	0 5 0 - 1 3 1 3 :: ⬍ 8 O
	3000 K	1890 lm		
17 W	2700 K	2530 lm	1210	0 5 0 - 1 3 1 4 :: ⬍ 8 O
	3000 K	2530 lm		
22 W	2700 K	3160 lm	1510	0 5 0 - 1 3 1 5 :: ⬍ 8 O
	3000 K	3160 lm		
26 W	2700 K	3790 lm	1810	0 5 0 - 1 3 1 6 :: ⬍ 8 O
	3000 K	3790 lm		

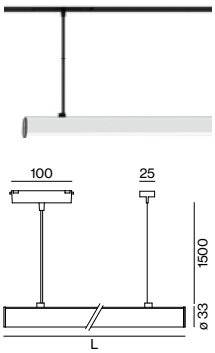

CRI ≥ 80 · DALI 1.ADDR. · zigbee 3.0 · 48V · FLICKER FREE

PIVOT SUSPENDED

INS. POWER	COLOUR TEMP.	LUM. FLUX	L (mm)	ORDER CODE
10 W	2700 K	1260 lm	610	0 5 0 - 0 3 2 2 :: ⬍ 8 O
	3000 K	1260 lm		
13 W	2700 K	1900 lm	910	0 5 0 - 0 3 2 3 :: ⬍ 8 O
	3000 K	1890 lm		
17 W	2700 K	2530 lm	1210	0 5 0 - 0 3 2 4 :: ⬍ 8 O
	3000 K	2530 lm		
22 W	2700 K	3160 lm	1510	0 5 0 - 0 3 2 5 :: ⬍ 8 O
	3000 K	3160 lm		



LIGHT INSET 25

CRI ≥ 80 · DALI 1.ADDR. · zigbee 3.0 · 48V · FLICKER FREE

PIVOT

INS. POWER	COLOUR TEMP.	LUM. FLUX	L (mm)	ORDER CODE
10 W	2700 K	1260 lm	610	0 5 0 - 0 3 1 2 :: ⬍ 8 O
	3000 K	1260 lm		
13 W	2700 K	1900 lm	910	0 5 0 - 0 3 1 3 :: ⬍ 8 O
	3000 K	1890 lm		
17 W	2700 K	2530 lm	1210	0 5 0 - 0 3 1 4 :: ⬍ 8 O
	3000 K	2530 lm		
22 W	2700 K	3160 lm	1510	0 5 0 - 0 3 1 5 :: ⬍ 8 O
	3000 K	3160 lm		
26 W	2700 K	3790 lm	1810	0 5 0 - 0 3 1 6 :: ⬍ 8 O
	3000 K	3790 lm		

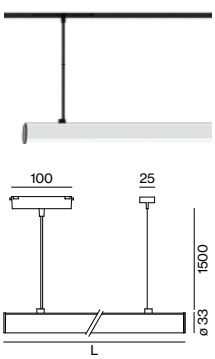

CRI ≥ 80 · DALI 1.ADDR. · zigbee 3.0 · 48V · FLICKER FREE

PIVOT SUSPENDED

INS. POWER	COLOUR TEMP.	LUM. FLUX	L (mm)	ORDER CODE
10 W	2700 K	1260 lm	610	0 5 0 - 0 3 2 2 :: ⬍ 8 O
	3000 K	1260 lm		
13 W	2700 K	1900 lm	910	0 5 0 - 0 3 2 3 :: ⬍ 8 O
	3000 K	1890 lm		
17 W	2700 K	2530 lm	1210	0 5 0 - 0 3 2 4 :: ⬍ 8 O
	3000 K	2530 lm		
22 W	2700 K	3160 lm	1510	0 5 0 - 0 3 2 5 :: ⬍ 8 O
	3000 K	3160 lm		

[1] The power consumption of a light inset in watts is the entire current consumption excluding any necessary ballast.

back



FLEXTRACK

system extension 25 / 25 S

Types

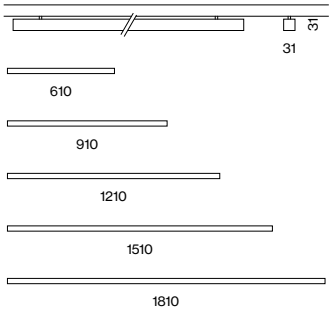

Colours



standard



xal.com/colours

DESIGN AWARD 2020

Order options

CONTROL

non DIM	1
DALI-2	3
Zigbee 3.0	1

MATERIAL COLOUR

black	8
white/black	P
gold/black	G
special colours* xal.com/colours	X

*inside always in black



MOVE IT 25 S

DALI-2 | zigbee 3.0 | 48V

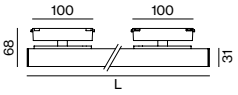

FLEXTRACK

L (mm)	ORDER CODE
610	050-45120
910	050-45130
1210	050-45140
1510	050-45150
1810	050-45160

MOVE IT 25

DALI-2 | zigbee 3.0 | 48V

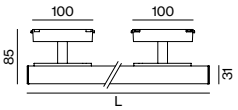

FLEXTRACK

L (mm)	ORDER CODE
610	050-45020
910	050-45030
1210	050-45040
1510	050-45050
1810	050-45060



Quickinfo

2700 K, 3000 K, 4000 K, TW
CRI ≥ 90
L90 @ 50 000 h
up to 1180 lm
non DIM, DALI-2, Zigbee 3.0

Types

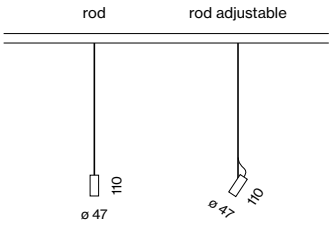

Colours



standard xal.com/colours

Light distributions



med. flood

ARY rod
decorative inset 25/25 S

DESIGN AWARD 2020

reddot winner 2020

Order options

MOUNTING

suspension 1500 mm	5
suspension 2000 mm with hook	6

COLOUR TEMPERATURE

2700 K	4
3000 K	5
4000 K	6
tunable white 2200–4000 K*	

*only available for DALI-2 and Zigbee 3.0

CONTROL

non DIM	1
DALI-2	3
Zigbee 3.0	5

MATERIAL COLOUR

white	7
black	8
special colours xal.com/colours	X

7 8



MATERIAL COLOUR ACCESSORIES

white	7
black	8

7 8

BEAM ANGLE

medium 25°	M
flood 44°	F

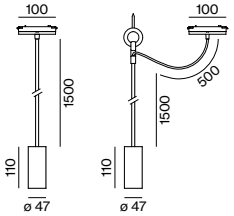

ARY rod

CRI ≥ 90 | DALI 1 ADDR. | zigbee 3.0 | 48V | IP 20

DOWNLIGHT

INSET POWER	COLOUR TEMP.	LUMINOUS FLUX	ORDER CODE
14 W	2700 K	1050 lm	050-0 21
	3000 K	1100 lm	
	4000 K	1180 lm	
5.4W TW	2200–4000 K	284 lm	050-0 21 D

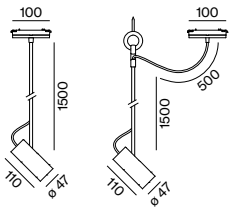

ARY rod adjustable

320° 90° | CRI ≥ 90 | DALI 1 ADDR. | zigbee 3.0 | 48V | IP 20

SPOTLIGHT

INSET POWER	COLOUR TEMP.	LUMINOUS FLUX	ORDER CODE
14 W	2700 K	1050 lm	050-0 31
	3000 K	1100 lm	
	4000 K	1180 lm	
5.4W TW	2200–4000 K	284 lm	050-0 31 D

LIGHT DISTRIBUTION 4000 K

medium 25°

h (m)	E0° (lx)	ø (m)
1	4760	0.44
2	1190	0.89
3	528	1.33
4	297	1.78
5	190	2.22

flood 44°

h (m)	E0° (lx)	ø (m)
1	2190	0.82
2	547	1.64
3	243	2.45
4	137	3.27
5	87	4.09

Mounting accessories

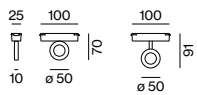

RING track mounted

TYPE	Ø·H (mm)	ORDER CODE
MOVE IT 25 S	50·70	050-151011
MOVE IT 25	50·91	050-051011



RING ceiling mounted

TYPE	Ø·H (mm)	ORDER CODE
MOVE IT 25 S / 25	50·88	050-051021

[1] The power consumption of a light inset in watts is the entire current consumption excluding any necessary ballast.

back



ARY cable
decorative inset 25/25S

Quickinfo

2700 K, 3000 K, 4000 K, TW
CRI ≥ 90
L90 @ 50 000 h
up to 1180 lm
non DIM, DALI-2, Zigbee 3.0

Types

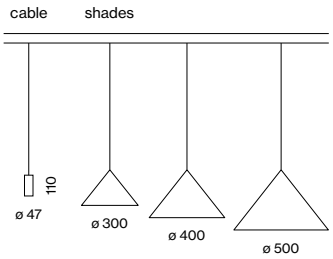

Colours

standard xal.com/colours

shades

Light distributions

med. flood

DESIGN AWARD 2020

reddot winner 2020

Order options

MOUNTING

suspension 1500 mm	5
suspension 2000 mm with hook	6

COLOUR TEMPERATURE

2700 K	4
3000 K	5
4000 K	6
tunable white 2200–4000 K*	

*only available for DALI-2 and Zigbee 3.0

CONTROL

non DIM	1
DALI-2	3
Zigbee 3.0	5

MATERIAL COLOUR

white	7
black	8
special colours xal.com/colours	X

7 8



MATERIAL COLOUR ACCESSORIES

white	7
black	8

7 8

SHADE COLOUR

signal white	W
signal black	B
velvet beige	C
madeira brown	T
kingfisher grey	L
woodpecker olive	B

W B C T L G

BEAM ANGLE

medium 25°	M
flood 44°	F

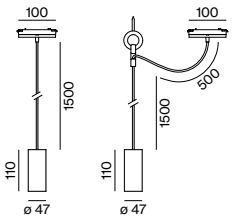

ARY cable

CRI ≥ 90 | DALI 1 ADDR. | zigbee 3.0 | 48V | IP 20

DOWNLIGHT

INSET POWER	COLOUR TEMP.	LUMINOUS FLUX	ORDER CODE
14 W	2700 K	1050 lm	0 5 0 - 0 1 1
	3000 K	1100 lm	
	4000 K	1180 lm	
5.4W TW	2200–4000 K	284 lm	0 5 0 - 0 1 1 D

LIGHT DISTRIBUTION 4000 K

medium 25°

h (m)	E0° (lx)	ø (m)
1	4760	0.44
2	1190	0.89
3	528	1.33
4	297	1.78
5	190	2.22

flood 44°

h (m)	E0° (lx)	ø (m)
1	2190	0.82
2	547	1.64
3	243	2.45
4	137	3.27
5	87	4.09

Mounting accessories

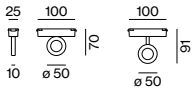

RING track mounted

TYPE	Ø·H (mm)	ORDER CODE
MOVE IT 25 S	50·70	0 5 0 - 1 5 1 0 1 1
MOVE IT 25	50·91	0 5 0 - 0 5 1 0 1 1



RING ceiling mounted

TYPE	Ø·H (mm)	ORDER CODE
MOVE IT 25 S / 25	50·88	0 5 0 - 0 5 1 0 2 1

Optical accessories

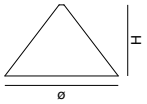

SHADE

TYPE	Ø·H (mm)	ORDER CODE
cone 300	300·188	0 4 9 - 5 9 3 3 1 1
cone 400	400·253	0 4 9 - 5 9 3 4 1 1
cone 500	500·318	0 4 9 - 5 9 3 5 1 1

only available for ARY cable

[1] The power consumption of a light inset in watts is the entire current consumption excluding any necessary ballast.

back



TULA

decorative inset 25 / 25 S

Quickinfo

2700 K, 3000 K, 4000 K
CRI ≥ 90
L95 @ 50 000 h
up to 424 lm
non DIM, DALI-2, Zigbee 3.0

Type

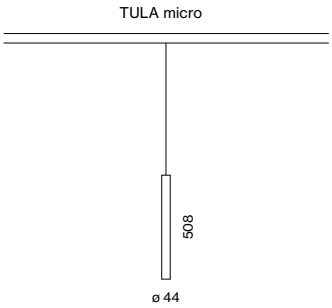

Colours



standard

xal.com/colours

Light distribution



med.

Order options

COLOUR TEMPERATURE

2700 K	4
3000 K	5
4000 K	6

CONTROL

non DIM	1
DALI-2	3
Zigbee 3.0	5

MATERIAL COLOUR

chrome	4
white	7
black	8
gold	9
special colours xal.com/colours	X

4 7 8 9

MATERIAL COLOUR ACCESSORIES

white	7
black	8

7 8



TULA micro

CRI ≥90 · DALI 1 ADDR. · zigbee 3.0 · 48V · pending · CB pending

DOWNLIGHT

INS. POWER	COLOUR TEMP.	LUM. FLUX	L (mm)	ORDER CODE
8.6 W	2700 K	368 lm	508	0 5 0 - 0 1 9 1 M
	3000 K	395 lm		
	4000 K	424 lm		

LIGHT DISTRIBUTION

medium 36°

h (m)	E (lx)	ø (m)
1	949	ø 0.65
2	237	ø 1.31
3	105	ø 1.96
4	59	ø 2.62
5	38	ø 3.27

Mounting accessories

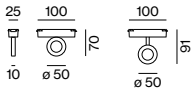

RING track mounted

TYPE	Ø·H (mm)	ORDER CODE
MOVE IT 25 S	50·70	0 5 0 - 1 5 1 0 1 1
MOVE IT 25	50·91	0 5 0 - 0 5 1 0 1 1



RING ceiling mounted

TYPE	Ø·H (mm)	ORDER CODE
MOVE IT 25 S / 25	50·88	0 5 0 - 0 5 1 0 2 1



HOOK

TYPE	L·W·H (mm)	ORDER CODE
ceiling mounted	50·58	0 5 0 - 5 9 0 1 1 1

Optical accessories



LAMP RING FOR TULA MICRO

COLOUR	Ø·H (mm)	ORDER CODE
gold	43·26	0 5 3 - 5 1 4 0 0 0 9

[1] The power consumption of a light inset in watts is the entire current consumption excluding any necessary ballast.

back



SPOT LINE / OPAL
linear inset 25

Quickinfo

2700 K, 3000 K, TW (opal)
CRI ≥ 90
non DIM, DALI-2, Zigbee 3.0

L80 @ 50 000 h
SPOT LINE 155 up to 336 lm
SPOT LINE 305 up to 672 lm
SPOT LINE 605 up to 1340 lm

L80 @ 50 000 h
OPAL 305 up to 477 lm
OPAL 605 up to 954 lm
OPAL 1205 up to 1910 lm
OPAL 2405 up to 3820 lm

Types

MOVE IT 25

SPOT LINE

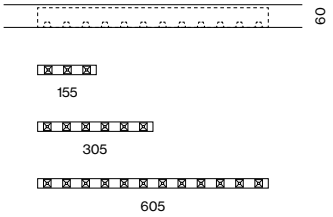

OPAL

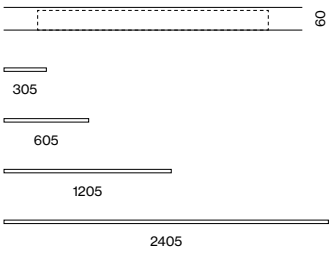

Light distributions

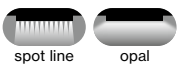

Order options

COLOUR TEMPERATURE

2700 K	4
3000 K	5
tunable white* (1800 – 4000 K)	L

*only available for opal high performance inset (DALI-2 and ZigBee 3.0)

CONTROL

non DIM	1
DALI-2	3
Zigbee 3.0	5

MATERIAL COLOUR

black

Options on request

COLOUR RENDERING INDEX

CRI ≥ 98 XPECTRUM

COLOUR TEMPERATURE

4000 K



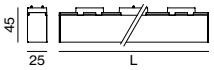

LIGHT INSET 25

UGR ≤ 16 | CRI ≥ 90 | DALI 1. ADDR. | zigbee 3.0 | 48V | FLICKER FREE | pending | CB pending

SPOT LINE

INS. POWER	COLOUR TEMP.	LUM. FLUX	L (mm)	ORDER CODE
3 × 1.4 W	2700 K	309 lm	155	0 5 0 - 0 2 2 0 :: ≎ 8 M
	3000 K	336 lm		
6 × 1.4 W	2700 K	618 lm	305	0 5 0 - 0 2 2 1 :: ≎ 8 M
	3000 K	672 lm		
12 × 1.4 W	2700 K	1240 lm	605	0 5 0 - 0 2 2 2 :: ≎ 8 M
	3000 K	1340 lm		



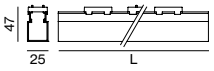

CRI ≥ 90 | DALI 1. ADDR. | zigbee 3.0 | 48V | FLICKER FREE | pending | CB pending

OPAL HIGH PERFORMANCE

INS. POWER	COLOUR TEMP.	LUM. FLUX	L (mm)	ORDER CODE
5 W	2700 K	445 lm	305	0 5 0 - 0 2 1 1 :: ≎ 8 H
	3000 K	477 lm		
10 W	2700 K	890 lm	605	0 5 0 - 0 2 1 2 :: ≎ 8 H
	3000 K	954 lm		
17 W	2700 K	1780 lm	1205	0 5 0 - 0 2 1 4 :: ≎ 8 H
	3000 K	1910 lm		
35 W	2700 K	3560 lm	2405	0 5 0 - 0 2 1 8 :: ≎ 8 H
	3000 K	3820 lm		



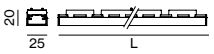

LIGHT INSET 25 S

CRI ≥ 90 | DALI 1. ADDR. | zigbee 3.0 | 48V | FLICKER FREE | pending | CB pending

OPAL HIGH PERFORMANCE

INS. POWER	COLOUR TEMP.	LUM. FLUX	L (mm)	ORDER CODE
5 W	2700 K	397 lm	305	0 5 0 - 1 2 1 1 :: ≎ 8 H
	3000 K	426 lm		
10 W	2700 K	795 lm	605	0 5 0 - 1 2 1 2 :: ≎ 8 H
	3000 K	851 lm		
17 W	2700 K	1590 lm	1205	0 5 0 - 1 2 1 4 :: ≎ 8 H
	3000 K	1700 lm		
35 W	2700 K	3180 lm	2405	0 5 0 - 1 2 1 8 :: ≎ 8 H
	3000 K	3410 lm		

canyon solution for MOVE IT 25

LIGHT DISTRIBUTION

spot line

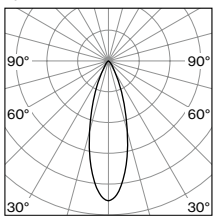

INSET 25

opal high performance

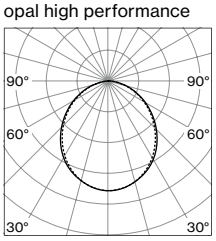

INSET 25

opal high performance

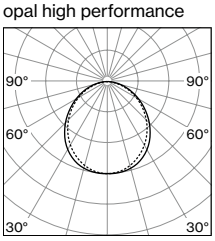

INSET 25 S

[1] The power consumption of a light inset in watts is the entire current consumption excluding any necessary ballast.



WALLWASHER
linear insets 25 / 25 S

Quickinfo

2700 K, 3000 K
CRI ≥ 90
L80 @ 50 000 h
non DIM, DALI-2, Zigbee 3.0

WALLWASHER up to 1050 lm

WW flush 305 up to 365 lm
WW flush 605 up to 735 lm
WW flush 1205 up to 1470 lm
WW flush 2405 up to 2940 lm

Types

MOVE IT 25

WALLWASHER

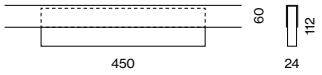

WALLWASHER flush

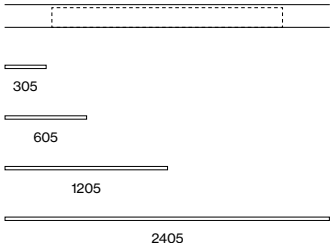

MOVE IT 25 S

WALLWASHER flush

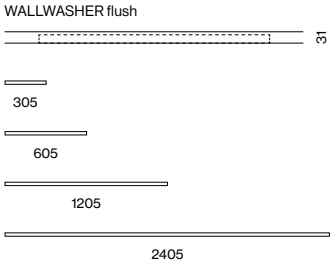

Light distribution



wall
washer

Order options

COLOUR TEMPERATURE

2700 K	4
3000 K	5

CONTROL

non DIM	1
DALI-2	3
Zigbee 3.0	5

MATERIAL COLOUR

black

Options on request

COLOUR RENDERING INDEX

CRI ≥ 98 XPECTRUM

COLOUR TEMPERATURE

4000 K



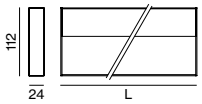

LIGHT INSET 25

CRI ≥ 90 · DALI 1.ADDR. · 48V · FLICKER FREE · pending · CB pending

WALLWASHER

INS. POWER	COLOUR TEMP.	LUM. FLUX	L (mm)	ORDER CODE
13 W	2700 K	983 lm	450	050-0232::38A
	3000 K	1050 lm		

LIGHT DISTRIBUTION

wallwasher

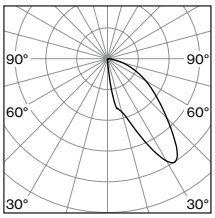



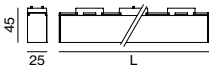

CRI ≥ 90 · DALI 1.ADDR. · zigbee 3.0 · 48V · FLICKER FREE · pending · CB pending

WALLWASHER FLUSH

INS. POWER	COLOUR TEMP.	LUM. FLUX	L (mm)	ORDER CODE
5 W	2700 K	329 lm	305	050-0211::⇕8A
	3000 K	367 lm		
11 W	2700 K	658 lm	605	050-0212::⇕8A
	3000 K	735 lm		
19 W	2700 K	1320 lm	1205	050-0214::⇕8A
	3000 K	1470 lm		
38 W	2700 K	2630 lm	2405	050-0218::⇕8A
	3000 K	2940 lm		

ANTI-GLARE GRID

TYPE	L·W (mm)	ORDER CODE
WALLWASHER FLUSH	303·25	050-0230918

cluster solution to create anti-glare grid for all lengths



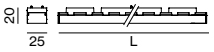

LIGHT INSET 25 S

CRI ≥ 90 · DALI 1.ADDR. · zigbee 3.0 · 48V · FLICKER FREE · pending · CB pending

WALLWASHER FLUSH

INS. POWER	COLOUR TEMP.	LUM. FLUX	L (mm)	ORDER CODE
5 W	2700 K	329 lm	305	050-1211::⇕8A
	3000 K	367 lm		
11 W	2700 K	658 lm	605	050-1212::⇕8A
	3000 K	735 lm		
19 W	2700 K	1320 lm	1205	050-1214::⇕8A
	3000 K	1470 lm		
38 W	2700 K	2630 lm	2405	050-1218::⇕8A
	3000 K	2940 lm		

LIGHT DISTRIBUTION

wallwasher flush

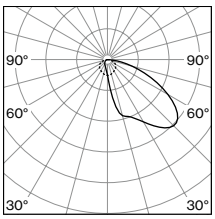

[1] The power consumption of a light inset in watts is the entire current consumption excluding any necessary ballast.

back



WALL GRAZER / BATWING

linear insets 25 / 25 S

Quickinfo

2700 K, 3000 K
CRI ≥ 90
L80 @ 50 000 h
non DIM, DALI-2, Zigbee 3.0

WALL GRAZER 305 up to 555 lm
WALL GRAZER 605 up to 1110 lm
WALL GRAZER 1205 up to 2220 lm
WALL GRAZER 2405 up to 4440 lm

BATWING 305 to 542 lm
BATWING 605 up to 1080 lm
BATWING 1205 up to 2170 lm
BATWING 2405 up to 4330 lm

Types

MOVE IT 25 S

WALL GRAZER / BATWING

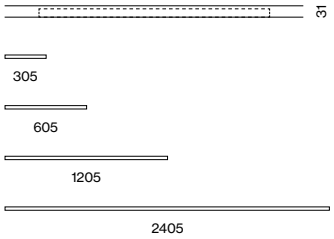

Light distributions



Order options

COLOUR TEMPERATURE

2700 K	4
3000 K	5

CONTROL

non DIM	1
DALI-2	3
Zigbee 3.0	5

MATERIAL COLOUR

black

Options on request

COLOUR RENDERING INDEX

CRI ≥ 98 XPECTRUM

COLOUR TEMPERATURE

4000 K

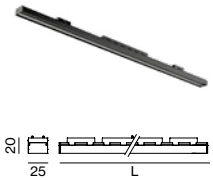

LIGHT INSET 25 S

CRI ≥ 90 | DALI 1. ADDR. | zigbee 3.0 | 48V | FLICKER FREE | pending | CB pending

WALL GRAZER

INS. POWER	COLOUR TEMP.	LUM. FLUX	L (mm)	ORDER CODE
5 W	2700 K	518 lm	305	050-1211 8S
	3000 K	555 lm		
10 W	2700 K	1040 lm	605	050-1212 8S
	3000 K	1110 lm		
17 W	2700 K	2070 lm	1205	050-1214 8S
	3000 K	2220 lm		
35 W	2700 K	4150 lm	2405	050-1218 8S
	3000 K	4440 lm		

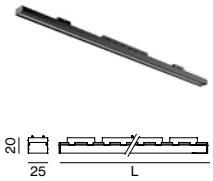

CRI ≥ 90 | DALI 1. ADDR. | zigbee 3.0 | 48V | FLICKER FREE | pending | CB pending

BATWING

INS. POWER	COLOUR TEMP.	LUM. FLUX	L (mm)	ORDER CODE
5 W	2700 K	506 lm	305	050-1211 8B
	3000 K	542 lm		
10 W	2700 K	1010 lm	605	050-1212 8B
	3000 K	1080 lm		
17 W	2700 K	2020 lm	1205	050-1214 8B
	3000 K	2170 lm		
35 W	2700 K	4040 lm	2405	050-1218 8B
	3000 K	4330 lm		

LIGHT DISTRIBUTION

wall grazer

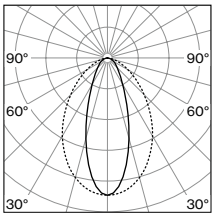

batwing

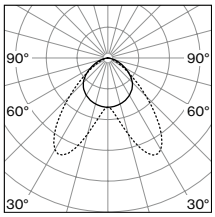

[1] The power consumption of a light inset in watts is the entire current consumption excluding any necessary ballast.



Quickinfo

PET felt
♻ from recycled material
up to absorption class A

Types

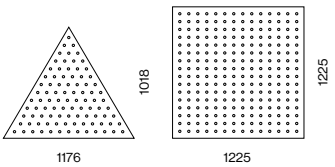

Colours

Description

EN Highly effective acoustic element made of self-supporting polyester fleece; for installation in the MOVE IT 25 suspended system composed of node connectors and 1210 mm profiles

DE Hochwirksames Akustikelement aus selbsttragendem Polyester-Vlies; zum Einlegen in das MOVE IT 25 suspended system aus Knotenverbindern und Profilen der Länge 1210 mm

ACOUSTIC elements
accessory 25

Order options

MATERIAL COLOUR

white	7
black	8

7 **8**

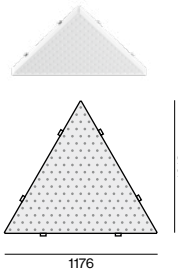

MOVE IT 25 suspended

MOVE IT ACOUSTIC TRIANGLE

TYPE	L·W·H (mm)	ORDER CODE
1200 inlay MOVE IT system*	1176·1018·57	0 5 0 - 2 3 0 1 2 1

*NODE connector + track 1210 mm

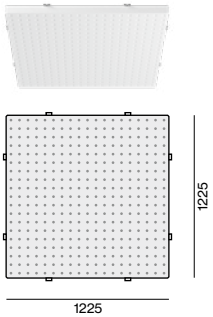

MOVE IT ACOUSTIC SQUARE

TYPE	L·W·H (mm)	ORDER CODE
1200 inlay MOVE IT system*	1225·1225·57	0 5 0 - 2 3 0 2 2 1

*NODE connector + track 1210 mm

ACOUSTIC EXAMPLES

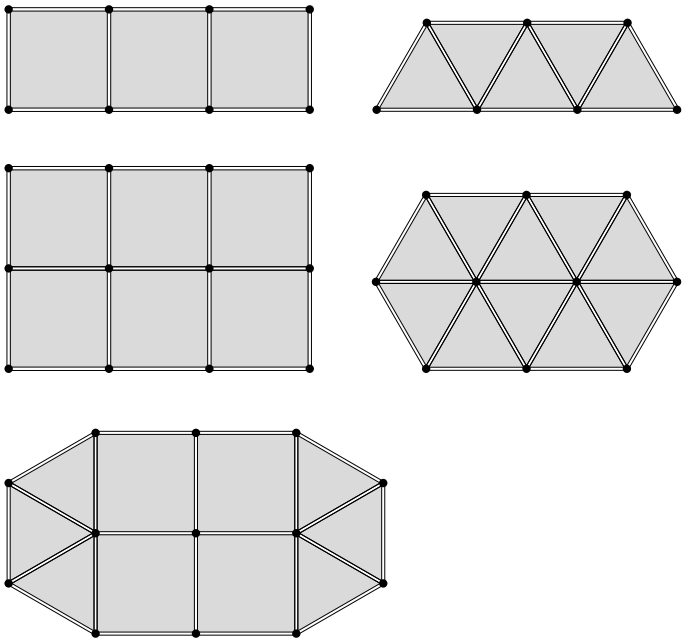

Office on track



MOVE IT 45

EN MOVE IT 45 offers glare-free office lighting with the flexibility of a track system. It is available as a suspended version, or as a recessed or surface-mounted variant for wall or ceiling mounting. Indirect light for homogeneous ceiling illumination is available as an option. The profiles are connected using corner elements or NODE connectors. Spotlights, linear office insets, and decorative luminaires are installed in the system without tools and can be flexibly adapted to changes in the room. With just one track system and the appropriate insets, completely different areas in the office – such as workstations, meeting rooms, and corridors – can be individually illuminated and controlled. Square acoustic elements that can be optionally integrated additionally create balanced spatial acoustics.

DE Blendfreie Office-Beleuchtung, flexibel wie ein Schienensystem: MOVE IT 45 ist sowohl als Einbau- oder Anbauvariante für Wand- bzw. Deckenmontage als auch abgehängt verfügbar – wahlweise mit Indirektlichtanteil für eine homogene Deckenaufhellung. Die Profile werden mittels Eckelementen oder NODE Connectoren verbunden. Strahler, lineare Office-Einsätze und dekorative Leuchten lassen sich im System werkzeuglos montieren und flexibel an räumliche Veränderungen anpassen. Mit nur einem Schienensystem und den passenden Einsätzen können so unterschiedliche Bereiche im Büro – wie Arbeitsplätze, Besprechungsräume und Gänge – individuell beleuchtet und gesteuert werden. Optional integrierbare, quadratische Akustikelemente erzeugen zusätzlich eine ausgewogene Raumakustik.

Type



45

Mountings

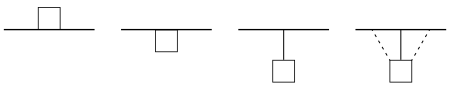

trimless recessed | ceiling | suspended | indirect suspended

Configurations



linear | corner | node

Light distributions

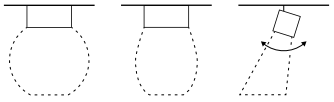

opal | reflector (UGR ≤ 19) | spotlight

back

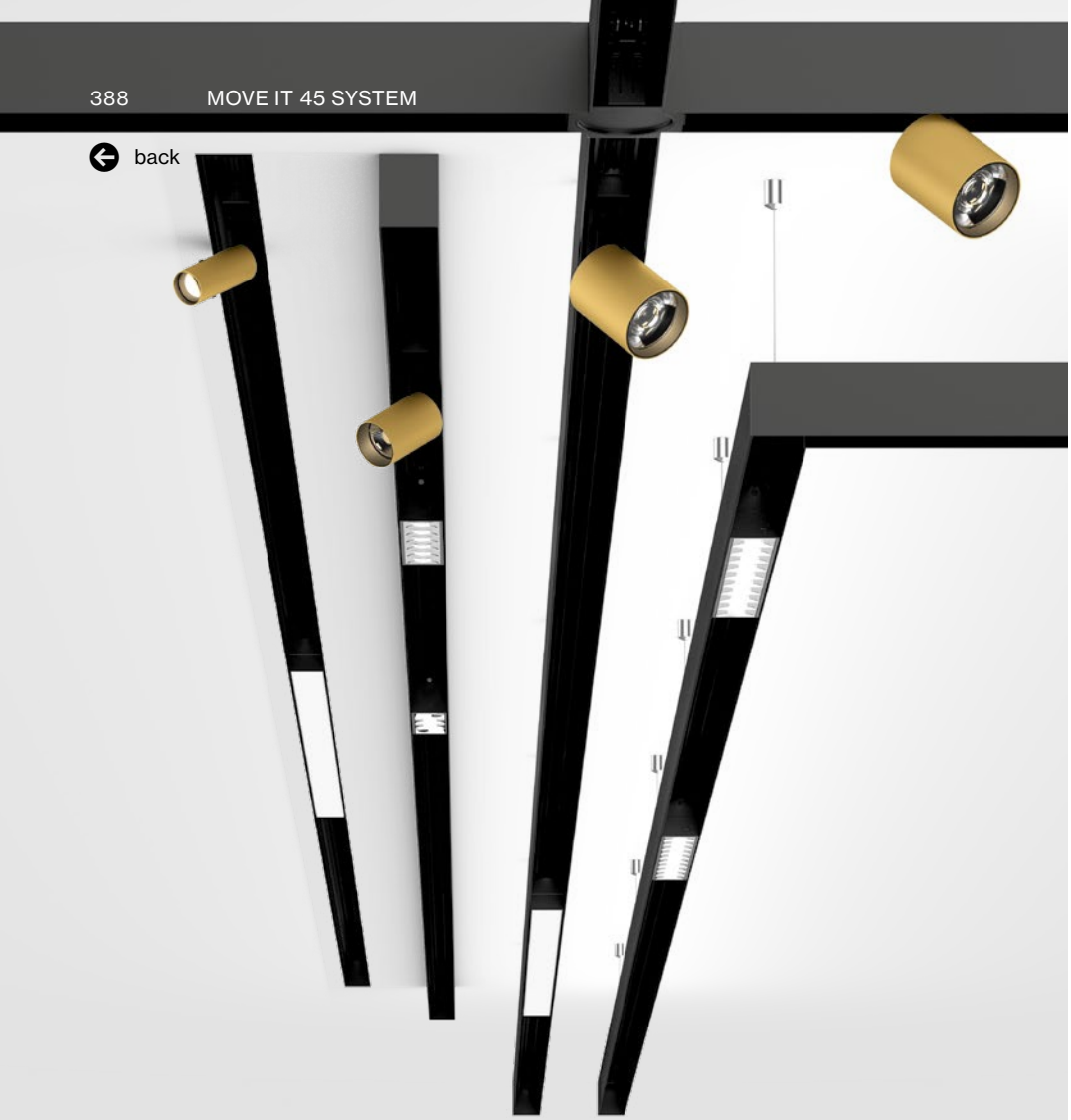

Types

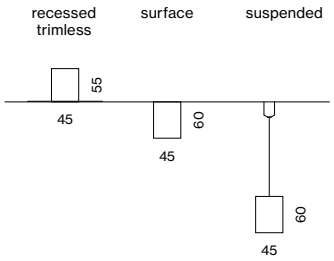

connectors

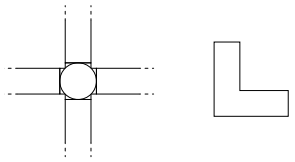

Colours



standard xal.com/colours

Description

EN Extruded aluminium profile with 45 mm width groove; optionally for trimless installation in plasterboard ceilings (wall or ceiling mounting) with 12.5 mm ceiling thickness, for wall-/ceiling surface mounting or suspended mounting (1500 mm cable suspension, height adjustment without tools, incl. black feed); optional with indirect light component for additional accentuation of the ceiling; designed for continuous lighting systems, 90° angle connectors for flexible system design; node connectors with up to 4 profile connection options (surface / suspended / suspended indirect); with integrated power track profile for take off of supply voltage and DALI signal; surface anodised black (trimless), powder coated in white / anodised black or powder coated in gold / anodised black (surface / suspended / suspended indirect); available in special colours; insets can be installed flexibly and without tools by means of magnetic holders+locking; MOVE IT 45 suspended indirect: binning initial ≤ 3 MacAdam, light colour 3000 K, CRI ≥ 90, L80 / 50 000 h; degree of protection IP 20; PC I / PC II (power supply) or PC III (power rail profile and light insets); optionally non-dimmable, DALI-2 or wireless Zigbee 3.0 control; sound absorbing accessories for installation in the MOVE IT suspended system composed of node connectors and 1210 mm profiles available

DE Aluminiumstrangpressprofil mit 45 mm Fugenbreite; wahlweise für den randlosen Einbau in Gipskartondecken (Wand- oder Deckenmontage) mit 12,5 mm Deckenstärke, für Wand-/Deckenanbaumontage oder für abgehängte Montage (1500 mm Seilabhängung, werkzeuglose Höhenverstellung, inkl. schwarzer Einspeiseleitung); optional mit indirekter Lichtkomponente für zusätzliche Akzentuierung der Decke; ausgelegt für durchgehende Lichtsysteme, 90° Winkelverbinder für flexiblen Systemaufbau; Knotenverbinder mit bis zu 4 Profilanschlussmöglichkeiten (surface / suspended / suspended indirect); mit integriertem Stromschienenprofil für Abnahme von Versorgungsspannung und DALI Signal; Oberfläche schwarz eloxiert (trimless) bzw. schwarz eloxiert, weiß pulverbeschichtet / schwarz eloxiert oder gold pulverbeschichtet / schwarz eloxiert (surface / suspended / suspended indirect); wahlweise in Spezialfarben; flexible und werkzeuglose Montage der Einsätze durch Magnethalterung+Verriegelung; MOVE IT 45 suspended indirect: Binning initial ≤ 3 MacAdam, Lichtfarbe 3000 K, CRI ≥ 90, L80 / 50 000 h; Schutzart IP 20; SK I / SK II (Netzversorgung) bzw. SK III (Stromschienenprofil und Lichteinsätze); wahlweise nicht dimmbar, DALI-2 oder drahtlose Zigbee 3.0 Steuerung; schallabsorbierendes Zubehör zum Einlegen in das MOVE IT suspended system aus Knotenverbindern und Profilen der Länge 1210 mm erhältlich

MOVE IT 45 system

trimless / surface / suspended

Order options

CONTROL

non DIM	1
DALI-2	3
Zigbee 3.0	1

MATERIAL COLOUR

black

Options on request

CONNECTOR

T-connector
X-connector



MOVE IT 45 trimless

DALI-2 | zigbee 3.0 | 48V | TRACK max. 6,67 A | pending | CB pending

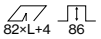

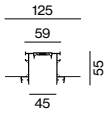

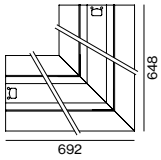

INSTALLATION TRACK

L (mm)		ORDER CODE
607	channel	050-423208
1207	channel	050-423408
2407	channel	050-423808
3612	channel	050-423908
custom cut	channel (non DIM, Zigbee 3.0)	E83550····8
custom cut	channel (DALI-2)	E83520····8
692x648	channel corner* 90°	050-423108
661x661	channel corner* ceiling to wall 90°	050-423118

order installation track, light insets + mounting accessories separately
*incl. electrical connector set

Accessories



END CAPS

TYPE	ORDER CODE
end caps (pair)	050-4230008



BLIND COVER

L (mm)	ORDER CODE
1207	050-4034008
2407	050-4038008
3612	050-4039008
custom cut	E83500····8B

blind cover can be shortened as desired

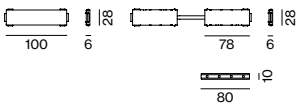

CONNECTOR SET

TYPE	ORDER CODE
linear connector (non DIM, DALI-2, Zigbee 3.0)	050-2031130
linear connector flexible	050-2032130
mechanical linear connector (pair)	050-2011110



POWER FEEDER UNIT

TYPE	ORDER CODE
non DIM / Zigbee 3.0	050-2020110
DALI-2	050-2020130

2x2,5 mm² / 2x2,5 + 2x0,5 mm² / cable length 500 mm

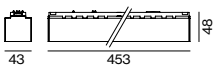

CONVERTER supply 220-240 V AC, 48 V, 50-60 Hz

TYPE	EFFICIENCY	MOUNTING	L·W·H (mm)	ORDER CODE
150 W* ▣	η 92 %	intrack	453·43·48	050-2071238
250 W* ▣	η 93 %	intrack	453·43·48	050-2071338
60 W ▣	η 88 %	external	163·43·32	002-62133
100 W ▣	η 92 %	external	350·30·18	002-62134
150 W ▣	η 92 %	external	350·30·18	002-62135
250 W ▣	η 93 %	external	400·40·22	002-62139
320 W ⏚	η 94 %	external	252·90·44	002-60320

*ENEC approved, incl. feeder cable 2000 mm

⏚ PC I ▣ PC II

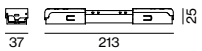

DALI SELV DEVICE

TYPE	L·W·H (mm)	ORDER CODE
control unit	213·37·25	050-2061130

necessary to create DALI-2 SELV signal

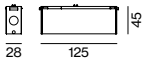

DALI DAYLIGHT & MOVEMENT SENSOR

TYPE	L·W·H (mm)	ORDER CODE
daylight & movement sensor	125·28·45	050-2063178

back

Order options

CONTROL

non DIM	1
DALI-2	3
Zigbee 3.0	1

MATERIAL COLOUR INSTALLATION TRACK

black	8
white/black	P
gold/black	G
special colours* xal.com/colours	X

*inside always in black

8 P G

MATERIAL COLOUR NODE CONN./END CAP

white (only connector)	7
black	8
white/black (only end cap)	P
special colours xal.com/colours	X

7 8 P

MATERIAL COLOUR ACCESSORIES

white	7
black	8

7 8

Options on request

CONNECTOR

T-connector
X-connector



MOVE IT 45 surface / suspended

DALI-2 | zigbee 3.0 | 48V | TRACK max. 6,67A

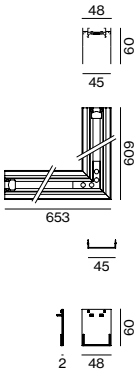

INSTALLATION TRACK / BLIND COVER / END CAPS

L (mm)		ORDER CODE
610	channel	050-433204
1210	channel	050-433404
2410	channel	050-433804
3615	channel	050-433904
custom cut	channel (non DIM, Zigbee 3.0)	E83560
custom cut	channel (DALI-2)	E83530
653x609	channel corner* 90°	050-433104
661x661	channel corner* ceiling to wall 90°	050-433114
1207	blind cover	050-4034008
2407	blind cover	050-4038008
3615	blind cover	050-4039008
custom cut	blind cover	E8350 ···· 8B
-	end caps (pair)	050-433000

order installation track, light insets + mounting accessories separately

*incl. electrical connector set

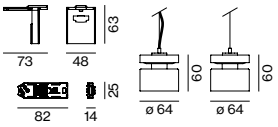

NODE CONNECTOR

TYPE	ORDER CODE
node connector surface mounted	050-203333
node connector incl. feeder surface mounted	050-202243
node connector 1500 mm cable suspension	050-203313
node connector incl. feeder 1500 mm cable susp.	050-202223
node end cap* incl. connector	050-433010

*order for every node connection (channel to node) 1 end cap

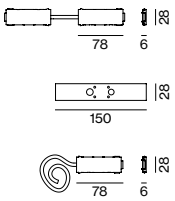

CONNECTOR SET / POWER FEEDER UNIT

TYPE	ORDER CODE
linear connector flexible	050-203210
mechanical linear conn. incl. 1500 mm cable susp.	050-2011310
mechanical linear connector surface	050-2011210
mechanical & electrical linear connector	050-2031230
power feeder unit*	050-202210

*2x2,5mm² / 2x2,5 + 2x0,5 mm² / cable length 2000 mm

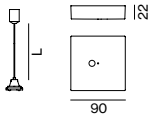

CEILING FASTENER / CABLE SUSPENSION / CANOPY

TYPE	L (mm)	ORDER CODE
ceiling fastener	10	050-204121
cable susp. (use every 1200 mm)	1500	005-2152110
canopy		005-231121

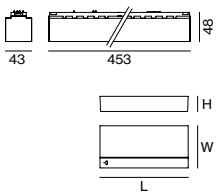

CONVERTER supply 220-240 V AC, 48 V, 50-60 Hz

TYPE	EFFICIENCY	MOUNTING	L·W·H (mm)	ORDER CODE
150 W*	η 92 %	intrack	453·43·48	050-2071238
250 W*	η 93 %	intrack	453·43·48	050-2071338
60 W	η 88 %	surface	305·144·54	050-20551
100 W	η 92 %	surface	455·104·40	050-20554
150 W	η 92 %	surface	455·104·40	050-20552
250 W	η 93 %	surface	455·104·40	050-20555
320 W	η 94 %	surface	305·144·54	050-20553
60 W	η 88 %	external	163·43·32	002-62133
100 W	η 92 %	external	350·30·18	002-62134
150 W	η 92 %	external	350·30·18	002-62135
250 W	η 93 %	external	400·40·22	002-62139
320 W	η 94 %	external	252·90·44	002-60320

*ENEC approved, incl. feeder cable 2000 mm

PC I | PC II

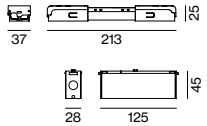

DALI-2 SELV DEVICE / DALI DAYLIGHT & MOVEMENT SENSOR

TYPE	L·W·H (mm)	ORDER CODE
DALI-2 SELV device*	213·37·25	050-2061130
DALI daylight & movement sensor	125·28·45	050-2063178

*necessary to create DALI-2 SELV signal

Order options

COLOUR TEMPERATURE
3000 K

CONTROL INSTALLATION CHANNEL

non DIM	1
DALI-2	3
Zigbee 3.0	5

CONTROL CONNECTOR SET / CONVERTER SURFACE

non DIM	1
DALI-2	3
Zigbee 3.0	1

MATERIAL COLOUR INSTALLATION TRACK

black	8
white/black	P
gold/black	G
special colours* xal.com/colours	X

*inside always in black

8 P G

MATERIAL COLOUR NODE CONN. / END CAP

white (only connector)	7
black	8
white/black (only end cap)	P
special colours xal.com/colours	X

7 8 P

MATERIAL COLOUR ACCESSORIES

white	7
black	8

7 8

Options on request

COLOUR RENDERING INDEX
CRI ≥ 98 XPECTRUM

COLOUR TEMPERATURE
2700 K
4000 K
tunable white (2700–6500 K)

CONNECTOR
T-connector
X-connector



MOVE IT 45 suspended indirect

CRI ≥ 90 · DALI-2 · zigbee 3.0 · 48V · TRACK max. 6,67 A

INSTALLATION TRACK INDIRECT / BLIND COVER

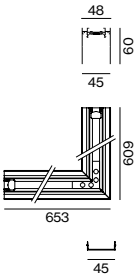

L (mm)	SYS. POWER	COLOUR TEMP.	LUM. FLUX	ORDER CODE
610	6.2 W	3000 K	638 lm	050-443250
1210	15 W	3000 K	1790 lm	050-443450
2410	33 W	3000 K	3830 lm	050-443850
3615	50 W	3000 K	5745 lm	050-443950
653x609	13 W	3000 K	1420 lm	050-443100
corner*				
1207	blind cover			050-403400 8
2407	blind cover			050-403800 8
3615	blind cover			050-403900 8
custom cut	blind cover			E83500···· 8B

order installation track, light insets + mounting accessories separately
*incl. electrical connector set

END CAPS



TYPE	ORDER CODE
end caps (pair)	050-433000

NODE CONNECTOR

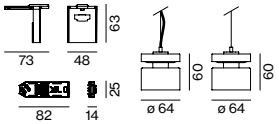

TYPE	ORDER CODE
node connector 1500 mm cable suspension	050-203313
node connector incl. feeder 1500 mm cable susp.	050-202223
node end cap* incl. connector	050-433010

*order for every node connection (channel to node) 1 end cap

CONNECTOR SET / POWER FEEDER UNIT

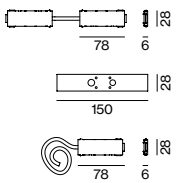

TYPE	ORDER CODE
linear connector flexible	050-203210
mechanical linear conn. incl. 1500 mm cable susp.	050-201131 0
mechanical & electrical linear connector	050-203123 0
power feeder unit*	050-202210

*2x2,5mm² / 2x2,5 + 2x0,5 mm² / cable length 2000 mm

CEILING FASTENER / CABLE SUSPENSION / CANOPY

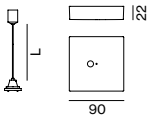

TYPE	L (mm)	ORDER CODE
ceiling fastener	10	050-204121
cable susp. (use every 1200 mm)	1500	005-215211 0
canopy		005-231121

CONVERTER supply 220-240 V AC, 48 V, 50-60 Hz

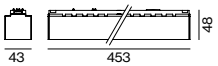

TYPE	EFFICIENCY	MOUNTING	L·W·H (mm)	ORDER CODE
150 W* ▢	η 92 %	intrack	453·43·48	050-207123 8
250 W* ▢	η 93 %	intrack	453·43·48	050-207133 8
60 W ▢	η 88 %	surface	305·144·54	050-205510
100 W ▢	η 92 %	surface	455·104·40	050-205540
150 W ▢	η 92 %	surface	455·104·40	050-205520
250 W ▢	η 93 %	surface	455·104·40	050-205550
320 W ⏚	η 94 %	surface	305·144·54	050-205530
60 W ▢	η 88 %	external	163·43·32	002-621330
100 W ▢	η 92 %	external	350·30·18	002-621340
150 W ▢	η 92 %	external	350·30·18	002-621350
250 W ▢	η 93 %	external	400·40·22	002-621390
320 W ⏚	η 94 %	external	252·90·44	002-603200

*ENEC approved, incl. feeder cable 2000 mm ⏚ PC I ▢ PC II

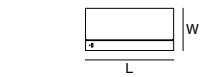

DALI-2 SELV DEVICE / DALI DAYLIGHT & MOVEMENT SENSOR

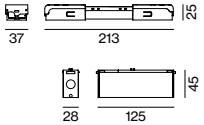

TYPE	L·W·H (mm)	ORDER CODE
DALI-2 SELV device*	213·37·25	050-206113 0
DALI daylight & movement sensor	125·28·45	050-206317 8

*necessary to create DALI-2 SELV signal

back



L1–6/L10 office/**L24** office/**OPAL**
linear inset 45

Quickinfo

3000 K, 4000 K, TW
CRI ≥ 90
DALI-2

L85 @ 50 000 h
opal up to 2380 lm
opal jut-out up top 2380 lm
microprism. (≤ 19) up to 1500 lm
microprism. (≤ 22) up to 3500 lm

L80 @ 50 000 h
UGR ≤ 19 / 65° ≤ 1500 cd/m²
L1 up to 361 lm
L2 up to 667 lm
L4 up to 1450 lm
L6 up to 1900 lm

L90 @ 50 000 h
UGR ≤ 19 / 65° ≤ 1500 cd/m²
L10 office up to 3060 lm
L24 office up to 2510 lm

Types

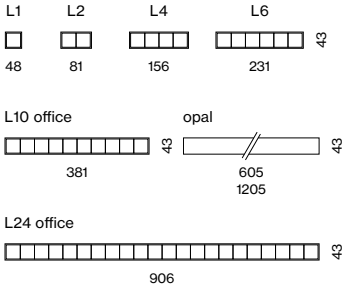

Colour

Light distributions



Order options

COLOUR TEMPERATURE

3000 K	5
4000 K	6
tunable white (2700–5000 K)	D

CONTROL

DALI-2

MATERIAL COLOUR

black

Options on request

COLOUR RENDERING INDEX

CRI ≥ 98 XPECTRUM

CONTROL

Zigbee 3.0

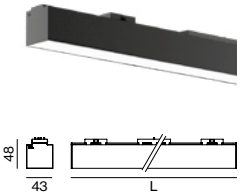

LIGHT INSET 45

CRI ≥ 90 · 1.ADDR. · 48 V · FLICKER FREE · pending · CB pending

OPAL HIGH PERFORMANCE

INSET POWER[1]	COLOUR TEMP.	LUM. FLUX	L (mm)	ORDER CODE
12 W	3000 K	1120 lm	605	0 5 0 - 3 2 1 2 :: 38H
	4000 K	1190 lm		
24 W	3000 K	2240 lm	1205	0 5 0 - 3 2 1 4 :: 38H
	4000 K	2380 lm		

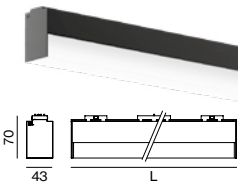

CRI ≥ 90 · 1.ADDR. · 48 V

OPAL JUT-OUT

INSET POWER[1]	COLOUR TEMP.	LUM. FLUX	L (mm)	ORDER CODE
12 W	3000 K	1120 lm	605	0 5 0 - 3 2 1 2 :: 38J
	4000 K	1190 lm		
24 W	3000 K	2240 lm	1205	0 5 0 - 3 2 1 4 :: 38J
	4000 K	2380 lm		

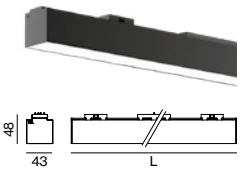

UGR ≤ 19 · CRI ≥ 90 · 1.ADDR. · 48 V

MICROPRISMATIC UGR ≤ 19

INSET POWER[1]	COLOUR TEMP.	LUM. FLUX	L (mm)	ORDER CODE
9.9 W	3000 K	704 lm	605	0 5 0 - 3 2 1 2 :: 38P
	4000 K	751 lm		
17 W	3000 K	1410 lm	1205	0 5 0 - 3 2 1 4 :: 38P
	4000 K	1500 lm		

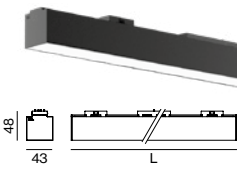

UGR ≤ 22 · CRI ≥ 90 · 1.ADDR. · 48 V

MICROPRISMATIC UGR ≤ 22

INSET POWER[1]	COLOUR TEMP.	LUM. FLUX	L (mm)	ORDER CODE
23 W	3000 K	1640 lm	605	0 5 0 - 3 2 4 2 :: 38P
	4000 K	1750 lm		
45 W	3000 K	3280 lm	1205	0 5 0 - 3 2 4 4 :: 38P
	4000 K	3500 lm		

LIGHT DISTRIBUTION

opal high performance

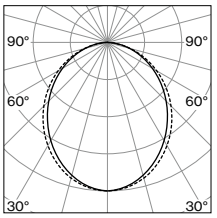

opal jut-out

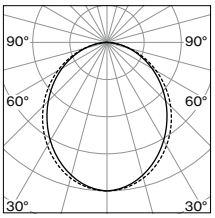

microprismatic UGR ≤ 19

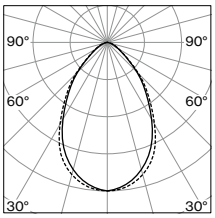

[1] The power consumption of a light inset in watts is the entire current consumption excluding any necessary ballast.

back

Order options

COLOUR TEMPERATURE ::

3000 K	5
4000 K	6
tunable white (2700–5000 K)	D

CONTROL

DALI-2

LIGHT OPTIC ▲

medium square (UGR ≤ 10)	E
flood square (UGR ≤ 19)	F

MATERIAL COLOUR

black

Options on request

CONTROL

Zigbee 3.0

LIGHT OPTIC

- spot round
- narrow medium round
- medium round (UGR ≤ 19)
- medium square (UGR ≤ 10)
- flood round (UGR ≤ 19)
- flood square (UGR ≤ 19)
- wide flood round
- wide flood square
- rectangular
- wallwasher
- wallwasher floor

OPTIC

black reflector

Planning information

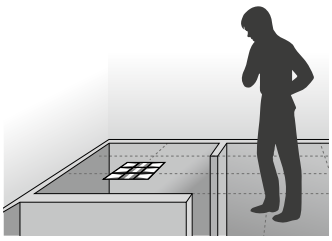

The icons of the light optics are shown in the reflected ceiling plan (RCP) view.

[1] The power consumption of a light inset in watts is the entire current consumption excluding any necessary ballast.



L1 LIGHT INSET

UGR ≤ 10 | cd/m² ≤ 1500 | CRI ≥ 90 | DALI 1. ADDR. | 48V | FLICKER FREE

FLOOR

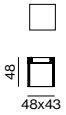

INSET POWER[1]	COLOUR TEMP.	LUMINOUS FLUX	ORDER CODE
3.4 W	3000 K	up to 338 lm	090-9L1::3▲B001
	4000 K	up to 361 lm	

choose one light optic ▲ from the options on the left depending on your room needs



L2 LIGHT INSET

CRI ≥ 90 | DALI 1. ADDR. | 48V | FLICKER FREE

WALL

2 × wallwasher



INSET POWER[1]	COLOUR TEMP.	LUMINOUS FLUX	ORDER CODE
6.9 W	3000 K	590 lm	090-9L2::3AB001
	4000 K	633 lm	

WALL FLOOR

2 × wallwasher floor

INSET POWER[1]	COLOUR TEMP.	LUMINOUS FLUX	ORDER CODE
6.9 W	3000 K	620 lm	090-9L2::3WB001
	4000 K	662 lm	

CORRIDOR

2 × rectangular

INSET POWER[1]	COLOUR TEMP.	LUMINOUS FLUX	ORDER CODE
6.9 W	3000 K	624 lm	090-9L2::3RB001
	4000 K	667 lm	



L4 LIGHT INSET

UGR ≤ 10 | CRI ≥ 90 | cd/m² ≤ 1500 | DALI 1. ADDR. | 48V | FLICKER FREE

FLOOR / CORRIDOR

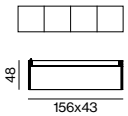

INSET POWER[1]	COLOUR TEMP.	LUMINOUS FLUX	ORDER CODE
14 W	3000 K	up to 1350 lm	090-9L4::3▲B001
	4000 K	up to 1450 lm	

choose one light optic ▲ from the options on the left depending on your room needs

WALL

4 × wallwasher

INSET POWER[1]	COLOUR TEMP.	LUMINOUS FLUX	ORDER CODE
14 W	3000 K	1180 lm	090-9L4::3AB001
	4000 K	1270 lm	

WALL

2 × wallwasher 180° + 2 × wallwasher

INSET POWER[1]	COLOUR TEMP.	LUMINOUS FLUX	ORDER CODE
14 W	3000 K	1180 lm	090-9L4::3AB002
	4000 K	1270 lm	

WALL FLOOR

4 × wallwasher floor

INSET POWER[1]	COLOUR TEMP.	LUMINOUS FLUX	ORDER CODE
14 W	3000 K	1240 lm	090-9L4::3WB001
	4000 K	1320 lm	

WALL FLOOR

2 × wallwasher floor 180° + 2 × wallwasher floor

INSET POWER[1]	COLOUR TEMP.	LUMINOUS FLUX	ORDER CODE
14 W	3000 K	1240 lm	090-9L4::3WB002
	4000 K	1320 lm	

Order options

COLOUR TEMPERATURE

3000 K	5
4000 K	6
tunable white (2700–5000 K)	D

CONTROL

DALI-2

MATERIAL COLOUR

black

Options on request

COLOUR RENDERING INDEX

CRI ≥ 98 XPECTRUM*

*only for L24 light inset

CONTROL

Zigbee 3.0

LIGHT OPTIC

- spot round
- narrow medium round
- medium round (UGR ≤ 19)
- medium square (UGR ≤ 10)
- flood round (UGR ≤ 19)
- flood square (UGR ≤ 19)
- wide flood round
- wide flood square
- rectangular
- wallwasher
- wallwasher floor

OPTIC

black reflector*

*only for L6 light inset





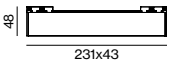

L6 LIGHT INSET

CRI ≥ 90 · 1.ADDR. · 48V · FLICKER FREE

WALL

6 × wallwasher

INSET POWER[1]	COLOUR TEMP.	LUMINOUS FLUX	ORDER CODE
21 W	3000 K	1780 lm	090-9L6 :: 3AB001
	4000 K	1900 lm	



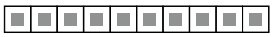

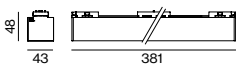

L10 LIGHT INSET

UGR ≤ 19 · cd/m² ≤ 1500 · CRI ≥ 90 · 1.ADDR. · 48V · FLICKER FREE · pending · CB pending

OFFICE UGR≤19

10 × medium square

INSET POWER[1]	COLOUR TEMP.	LUMINOUS FLUX	ORDER CODE
30 W	3000 K	2840 lm	050-3211 :: 38R
	4000 K	3060 lm	





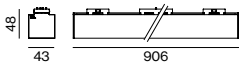

L24 LIGHT INSET

UGR ≤ 19 · cd/m² ≤ 1500 · CRI ≥ 90 · 1.ADDR. · 48V · FLICKER FREE

OFFICE UGR≤19

24 × medium square

INSET POWER[1]	COLOUR TEMP.	LUMINOUS FLUX	ORDER CODE
21 W	3000 K	2350 lm	050-3213 :: 38R
	4000 K	2510 lm	

back



JUST 45/55
spotlight inset 45

Quickinfo

2700 K, 3000 K, 4000 K, CWD, TW
CRI ≥ 90 2-SDCM
L90 @ 50 000 h
JUST 45 up to 1120 lm
JUST 55 up to 2090 lm
non DIM, DALI-2, Zigbee 3.0

Types



Colours



standard



xal.com/colours

Light distributions

JUST 45



super spot | med. | flood

JUST 55



spot | med. | flood

Order options

COLOUR TEMPERATURE

2700 K	4
3000 K	5
4000 K	6
colour warm dim.* (2000–3000 K)	
tunable white* (1800–3000 K)	
tunable white* (2700–6500 K)	

*only available for DALI-2 and Zigbee 3.0

CONTROL

non DIM*	1
DALI-2	3
Zigbee 3.0	5

*not for JUST 45 super spot 8° + JUST 55

MATERIAL COLOUR

white	7
black	8
gold	9
special colours xal.com/colours	X

7 8 9



BEAM ANGLE JUST 45

medium 23°	M
flood 44°	F

BEAM ANGLE JUST 55

spot 16°	S
medium 28°	M
flood 37°	F



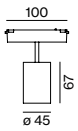

JUST 45

CRI ≥90 | DALI 1.ADDR. | zigbee 3.0 | 48V | FLICKER FREE | pending | CB pending

SPOTLIGHT

INSET POWER[1]	LUM. FLUX (3000 K)	ORDER CODE
6.1 W super spot 8°	297 lm	0 5 0 - 0 1 3 1 V
14 W	1120 lm	0 5 0 - 0 1 3 1 ▲
12 W CWD 2000–3000 K	472 lm	0 5 0 - 0 1 3 1 E ▲
11 W TW 1800–3000 K	608 lm	0 5 0 - 0 1 3 1 L ▲
11 W TW 2700–6500 K	749 lm	0 5 0 - 0 1 3 1 D ▲

LIGHT DISTRIBUTION for 3000 K

super spot 8°

h (m)	E0° (lx)	ø (m)
1	10400	0.14
2	2600	0.28
3	1150	0.41
4	649	0.55
5	415	0.69

medium 23°

h (m)	E0° (lx)	ø (m)
1	5640	0.40
2	1410	0.81
3	626	1.21
4	352	1.62
5	226	2.02



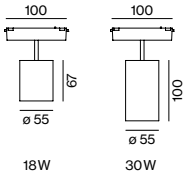

18 W 30 W

JUST 55

CRI ≥90 | DALI 1.ADDR. | zigbee 3.0 | 48V | FLICKER FREE | pending | CB pending

SPOTLIGHT

INSET POWER[1]	LUM. FLUX (3000 K)	ORDER CODE
18 W	1230 lm	0 5 0 - 0 1 4 1 ▲
30 W	2090 lm	0 5 0 - 0 1 4 2 ▲

LIGHT DISTRIBUTION for 18 W, 3000 K

spot 16°

h (m)	E0° (lx)	ø (m)
1	9190	0.28
2	2300	0.56
3	1020	0.84
4	574	1.12
5	368	1.39

medium 28°

h (m)	E0° (lx)	ø (m)
1	3970	0.50
2	992	1.00
3	441	1.51
4	248	2.01
5	159	2.51

flood 37°

h (m)	E0° (lx)	ø (m)
1	2910	0.68
2	727	1.35
3	323	2.03
4	182	2.71
5	116	3.38

Optical accessories

HONEYCOMB LOUVER

TYPE	Ø·H (mm)	ORDER CODE
JUST 45	42·3	0 0 7 - 1 9 6 5 1 8 8
JUST 55 | 18 W	50·3	0 0 7 - 1 9 6 5 1 9 8
JUST 55 | 30 W	50·3	0 0 7 - 1 9 6 5 5 9 8



optical accessories
(max. 1 pc.)

[1] The power consumption of a light inset in watts is the entire current consumption excluding any necessary ballast.



Quickinfo

PET felt
♻ from recycled material
up to absorption class A

Types

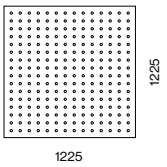

Colours

Description

EN Highly effective acoustic element made of self-supporting polyester fleece; for installation in the MOVE IT 45 suspended system composed of node connectors and 1210 mm profiles

DE Hochwirksames Akustikelement aus selbsttragendem Polyester-Vlies; zum Einlegen in das MOVE IT 45 suspended system aus Knotenverbindern und Profilen der Länge 1210 mm

ACOUSTIC elements
accessory 45

Order options

MATERIAL COLOUR

white	7
black	8

7 **8**

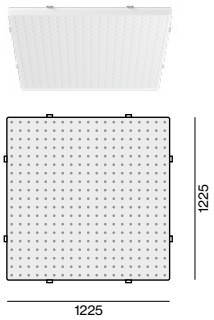

MOVE IT 45 suspended

MOVE IT ACOUSTIC SQUARE

TYPE	L·W·H (mm)	ORDER CODE
1200 inlay MOVE IT system*	1225·1225·57	0 5 0 - 2 3 0 2 2 1

*NODE connector + track 1210 mm

ACOUSTIC EXAMPLES



Define the horizon



LINEA

EN Elegant room accentuation, highest performance. LINEA is a reduced yet convertible luminaire for stylish wall, floor and ceiling illumination. The extraordinarily narrow wall profile is completed by various lighting insets. LINEA is magnetically fixed on the upper and/or lower side of the profile, meaning insets can be exchanged flexibly. Different beam characteristics can be easily combined. For example, Opal Cover for homogeneous illumination and Wall Grazer for wall accentuation or asymmetrical illumination for floor or ceiling illumination. LINEA is available as an individual decorative luminaire in three lengths or as a system variant including right-angled corner elements. Choose between grey, white, and black for the profile. The insets themselves can be selected in 3000 K or 4000 K light colours and can be replaced at any time.

DE Elegante Raumakzentuierung, höchste Performance: LINEA ist eine reduzierte, jedoch wandelbare Leuchte für die stilvolle Wand-, Boden- und Deckenaufhellung. Das außerordentlich schmale Wandprofil wird durch unterschiedliche Lichteinsätze vervollständigt. Die Fixierung erfolgt magnetisch an der Ober- und/oder Unterseite des Profils, wodurch Einsätze flexibel austauschbar sind. Verschiedene Abstrahlcharakteristiken lassen sich einfach kombinieren: beispielsweise Opal-Cover für die homogene Ausleuchtung sowie Wall Grazer für Wand-Akzentuierung oder asymmetrische Beleuchtung für Boden- oder Deckenaufhellung. LINEA ist als dekorative Einzelleuchte in drei Längen oder als Systemvariante inklusive rechtwinkeliger Eckelemente verfügbar. Bei der Profilfarbe haben Sie die Wahl zwischen Grau, Weiß und Schwarz. Die Insets selbst können in den Lichtfarben 3000 K oder 4000 K gewählt und bei Bedarf jederzeit getauscht werden.

Mounting



wall

Configurations



linear corner

Light distributions

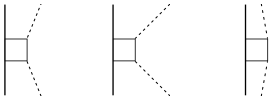

opal asymmetric wall grazer

back



Quickinfo

3000 K, 4000 K
CRI ≥ 90
L90 @ 50 000 h
up to ↧ 3980 / ↥ 3980 lm
non DIM, DALI-2

Types

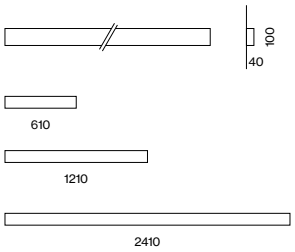

Colours



standard



xal.com/colours

Light distributions



asym./ opal/
opal opal

Description

EN Luminaire housing and front cover from extruded aluminium profile, angular version; no visible screws; surface powder coated in grey, white or black; available in special colours; suitable for wall mounting; homogeneous wall or ceiling illumination through uniform direct/ indirect light distribution; precise radiation characteristic with two different lens profiles (opal, asymmetric); energy-efficient LEDs with very good colour rendering; binning initial ≤ 3 MacAdam; available in the light colours 3000 K and 4000 K; CRI ≥ 90; min. 90 % of the luminous flux after 50 000 hours; degree of protection IP 20; PC I; photobiological safety according to IEC 62471 risk group 0; optionally non-dimmable or DALI-2 control

DE Leuchtenkörper und Frontabdeckung aus Aluminiumstrangpressprofil, kantige Ausführung; keine sichtbaren Schrauben; Oberfläche grau, weiß oder schwarz pulverbeschichtet; wahlweise in Spezialfarben; geeignet für Wandmontage; homogene Wand- bzw. Deckenaufhellung durch gleichmäßige direkt/indirekte Lichtverteilung; präzise Abstrahlcharakteristik mit zwei verschiedenen Linsenprofilen (opal, asymmetric); energieeffiziente LEDs mit sehr guter Farbwiedergabe; Binning initial ≤ 3 MacAdam; lieferbar in den Lichtfarben 3000 K und 4000 K; CRI ≥ 90; min. 90 % des Lichtstromes nach 50 000 h Lebensdauer; Schutzart IP 20; SK I; photobiologische Sicherheit gemäß IEC 62471 Risikogruppe 0; wahlweise nicht dimmbar oder DALI-2 Steuerung

LINEA

wall

Order options

COLOUR TEMPERATURE

3000 K	5
4000 K	6

CONTROL

non DIM	1
DALI-2	3

MATERIAL COLOUR

white	7
grey	G
black	8
special colours xal.com/colours	X

7 G 8



DIRECT ILLUMINATION

opal high performance
asymmetric (CRI ≥ 90)

INDIRECT ILLUMINATION

opal high performance

Options on request

COLOUR TEMPERATURE

2700 K

ILLUMINATION

wall grazer

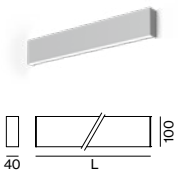

LINEA



↧ OPAL HIGH PERFORMANCE / ↥ OPAL HIGH PERFORMANCE

SYS. POWER	COLOUR TEMP.	LUM. FLUX	L (mm)	ORDER CODE
18 W	3000 K	↧ 933 / ↥ 933 lm	610	058-6252 HH
	4000 K	↧ 995 / ↥ 995 lm		
37 W	3000 K	↧ 1870 / ↥ 1870 lm	1210	058-6254 HH
	4000 K	↧ 1990 / ↥ 1990 lm		
74 W	3000 K	↧ 3730 / ↥ 3730 lm	2410	058-6258 HH
	4000 K	↧ 3980 / ↥ 3980 lm		

LIGHT DISTRIBUTION

opal / opal

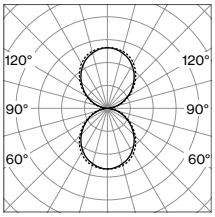

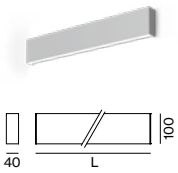

LINEA



↧ OPAL HIGH PERFORMANCE / ↥ ASYMMETRIC

SYS. POWER	COLOUR TEMP.	LUM. FLUX	L (mm)	ORDER CODE
19 W	3000 K	↧ 933 / ↥ 767 lm	610	058-6252 HA
	4000 K	↧ 995 / ↥ 848 lm		
38 W	3000 K	↧ 1870 / ↥ 1530 lm	1210	058-6254 HA
	4000 K	↧ 1990 / ↥ 1700 lm		
76 W	3000 K	↧ 3730 / ↥ 3070 lm	2410	058-6258 HA
	4000 K	↧ 3980 / ↥ 3390 lm		

LIGHT DISTRIBUTION

asymmetric / opal

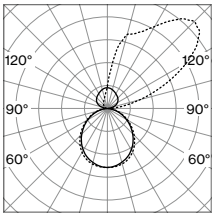



Quickinfo

3000 K, 4000 K
CRI ≥ 90
L90 @ 50 000 h
up to ↧ 2150 / ↥ 2150 lm/m
non DIM, DALI-2

Types

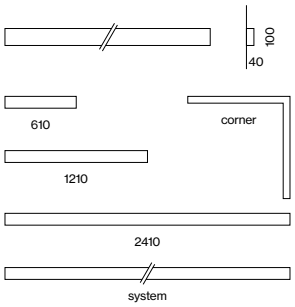

Colours



standard xal.com/colours

Light distributions



asym./ opal opal/ opal wall grazer

Description

EN Luminaire housing and front cover from extruded aluminium profile, angular version; no visible screws; designed for continuous lighting systems, 90° angle connectors for flexible system design; surface powder coated in grey, white or black; available in special colours; suitable for wall mounting; homogeneous wall or ceiling illumination through uniform direct/indirect light distribution; precise radiation characteristic with three different lens profiles (opal, wall grazer, asymmetric); energy-efficient LEDs with very good colour rendering; binning initial ≤ 3 MacAdam; available in the light colours 3000 K and 4000 K; CRI ≥ 90; min. 90 % of the luminous flux after 50 000 hours; degree of protection IP 20; PC I (power supply) or PC III (light insets); photobiological safety according to IEC 62471 riSK group 0; optionally non-dimmable or DALI-2 control

DE Leuchtenkörper und Frontabdeckung aus Aluminiumstrangpressprofil, kantige Ausführung; keine sichtbaren Schrauben; ausgelegt für durchgehende Lichtsysteme, 90° Winkelverbinder für flexiblen Systemaufbau; Oberfläche grau, weiß oder schwarz pulverbeschichtet; wahlweise in Spezialfarben; geeignet für Wandmontage; homogene Wand- bzw. Deckenaufhellung durch gleichmäßige direkt/indirekte Lichtverteilung; präzise Abstrahlcharakteristik mit drei verschiedenen Linsenprofilen (opal, wall grazer, asymmetric); energieeffiziente LEDs mit sehr guter Farbwiedergabe; Binning initial ≤ 3 MacAdam; lieferbar in den Lichtfarben 3000 K und 4000 K; CRI ≥ 90; min. 90 % des Lichtstromes nach 50 000 h Lebensdauer; Schutzart IP 20; SK I (Netzversorgung) bzw. SK III (Lichteinsätze); photobiologische Sicherheit gemäß IEC 62471 Risikogruppe 0; wahlweise nicht dimmbar oder DALI-2 Steuerung

LINEA system
wall

GERMAN DESIGN AWARD WINNER 2019

Order options

COLOUR TEMPERATURE

3000 K	5
4000 K	6

CONTROL CHANNEL

non DIM	1
DALI-2 line control	3

CONTROL LIGHT INSET

non DIM	
DALI-2 line control	

MATERIAL COLOUR

white	7
grey	G
black	8
special colours xal.com/colours	X

7 G 8



LIGHT INSET

opal high performance	H
wall grazer	S
asymmetric	A

Options on request

COLOUR TEMPERATURE

2700 K



LINEA wall

1 ADDR. 220-240V

INSTALLATION TRACK + COVER

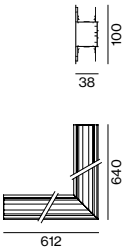

TYPE	L (mm)	ORDER CODE
channel + cover + 50 W converter	606	050-252222
channel + cover + 50 W converter	1206	050-252422
channel + cover + 75 W converter	1806	050-252622
channel + cover + 75 W converter	2406	050-252822
inner corner 90° + cover + 50 W conv.	640x612	050-255211
outer corner 90° + cover + 50 W conv.	612x640	050-255311
blind channel + cover	606	050-252211
blind channel + cover	1206	050-252411
blind channel + cover	custom	E85680····

order installation channel, cover, light inset + mounting accessories separately



CRI ≥ 90 FLICKER FREE

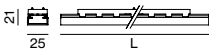

LIGHT INSET

SYSTEM POWER (OPAL, W. GRAZER / ASYM.)	L (mm)	ORDER CODE
10 W / 11 W	605	050-261218▲
18 W / 19 W	1205	050-261418▲
27 W / 28 W	1805	050-261618▲
37 W / 38 W	2405	050-261818▲

LIGHT INSET	COLOUR TEMP.	SYSTEM POWER	DELIVERED LUMENS	EFFICACY
opal high performance	3000 K	15 W/m	1550 lm/m	103 lm/W
	4000 K		1650 lm/m	110 lm/W
wall grazer	3000 K	15 W/m	2020 lm/m	134 lm/W
	4000 K		2150 lm/m	143 lm/W
asymmetric	3000 K	16 W/m	1180 lm/m	74 lm/W
	4000 K		1300 lm/m	82 lm/W

Accessories

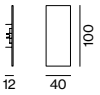

END CAPS

TYPE	ORDER CODE
end caps (pair)	050-254010



CONNECTOR

TYPE	ORDER CODE
linear connector (1 piece)	050-2551100
linear connector (10 pieces)	050-2551100.10

THROUGH WIRE

TYPE	ORDER CODE
3 × 1.5 mm² (non DIM, 10 pieces)	004-90003
5 × 1.5 mm² (DALI-2, 10 pieces)	004-90005

LIGHT DISTRIBUTION

opal high performance up

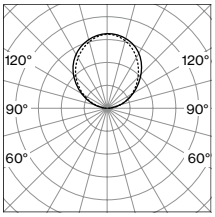

wall grazer up

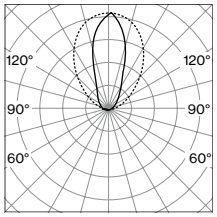

asymmetric wall up

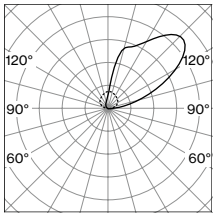

opal high performance down

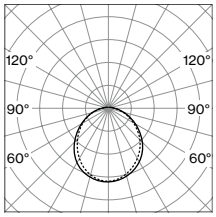

wall grazer down

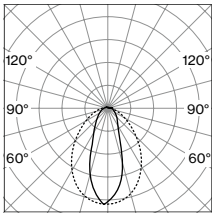

asymmetric wall down

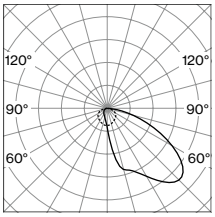

Quality along the line



LENO

EN The extremely flat LENO profile luminaire is surprisingly versatile. It is available as a recessed, semi-recessed or surface-mounted version for wall or ceiling mounting, in a suspended version, as a special recessed version for Armstrong grid ceilings, and as a system or individual luminaire. LENO and its microprismatic cover create ideal work light. The version with an opal cover is best suited for homogeneous room lighting. The variant with asymmetrical beam distribution illuminates walls homogeneously. LENO Jut Out adds further ceiling illumination by employing discreet lateral radiation. By simply fixing the insets magnetically, assembly is quick and flexible.

DE Die extrem flache Profilleuchte LENO überrascht durch ihre Vielseitigkeit. Sie ist als Einbau-, Halbeinbau- oder Anbauvariante für die Wand- bzw. Deckenmontage und in abgehängter Version, als System- oder Einzelleuchte sowie als spezielle Einbauvariante für Armstrong-Rasterdecken verfügbar. Mit mikroprismatischer Abdeckung schafft LENO bestes Arbeitslicht. Die Variante mit Opal-Cover eignet sich für homogene Raumausleuchtung. In der Variante mit asymmetrischer Abstrahlung werden Wände homogen beleuchtet, während LENO Jut Out durch dezente seitliche Abstrahlung eine zusätzliche Deckenaufhellung erzeugt. Indem die Insets einfach magnetisch fixiert werden, erfolgt die Montage schnell und flexibel.

Type



90

Mountings

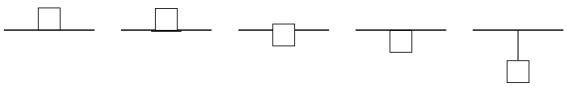

trimless recessed | trim recessed | semi-recessed | surface | suspended

Configuration

linear

Light distributions

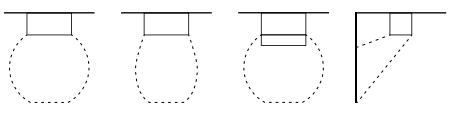

opal | microprismatic (UGR ≤ 19) | jut-out | wallwasher

back





Description

EN Low profile recessed channel, height 14 mm; suitable for installation in 12.5 mm ceilings, with trim; suitable for wall or ceiling mounting; surface white powder coated; easy mounting without need to cut the substructure; fall-safe light inset made of extruded aluminium profile, can be inserted in the canal without tools by magnetic holders; side coupled light, directed downwards by LGP body (Light Guiding Prism) and highly efficient reflector; homogeneously illuminated, satinised (flush or jut-out) or microprismatic PMMA cover; UGR ≤ 19; optional with asymmetric light distribution; energy-efficient LEDs with very good colour rendering; binning initial ≤ 3 MacAdam; available in the light colours 3000 K and 4000 K; CRI ≥ 80; min. 90 % of the luminous flux after 50 000 hours; degree of protection from below IP 40 (from above IP 20); PC II; photobiological safety according to IEC 62471 risk group 0; incl. external converter for ceiling insertion; optionally non-dimmable or DALI-2 control

DE Extrem flacher Einbaukanal mit 14 mm Höhe; geeignet für den Einbau in 12,5 mm Decken, mit umlaufendem Rand; geeignet für die Wand- oder Deckenmontage; Oberfläche weiß pulverbeschichtet; einfache Montage ohne Schneiden der Unterkonstruktion; absturzgesicherter Lichteinsatz aus strangepresstem Aluminiumprofil werkzeuglos mittels Magnethalter in Kanal einsetzbar; seitlich eingekoppeltes Licht durch LGP-Body (Light-Guiding-Prism) und hocheffizientem Reflektor nach unten gelenkt; homogen ausgeleuchtete, satinierte (bündig oder herausragend) oder mikroprismatische Abdeckung aus PMMA; UGR ≤ 19; optional mit asymmetrischer Lichtverteilung; energieeffiziente LEDs mit sehr guter Farbwiedergabe; Binning initial ≤ 3 MacAdam; lieferbar in den Lichtfarben 3000 K und 4000 K; CRI ≥ 80; min. 90 % des Lichtstromes nach 50 000 h Lebensdauer; Schutzart IP 40 unten (oben IP 20); SK II; photobiologische Sicherheit gemäß IEC 62471 Risikogruppe 0; inkl. externem Konverter für Deckeneinwurf; wahlweise nicht dimmbar oder DALI-2 Steuerung

LENO

recessed with trim

Quickinfo

3000 K, 4000 K
CRI ≥ 80
L90 @ 50 000 h
up to 2730 lm/m
non DIM, DALI-2
opal, microprismatic (UGR ≤ 19), jut-out, asymmetric wallwasher

Types



Colour

Light distributions

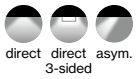

Order options

COLOUR TEMPERATURE

3000 K	5
4000 K	6

CONTROL

non DIM	1
DALI-2	3

MATERIAL COLOUR

white

LIGHT OPTIC COVER

opal high performance	H
microprismatic (UGR ≤ 19)	G
jut-out	J
asymmetric	

Options on request

COLOUR RENDERING INDEX

CRI ≥ 90

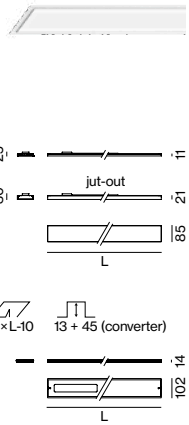

LENO trim

UGR ≤ 19 | DALI 1 ADDR. | 220-240 V | IP20 / IP40

LUMINAIRE

SYS. POWER	COLOUR TEMP.	LUM. FLUX	L (mm)	ORDER CODE
11 W	3000 K	1230 lm	629	051-84127
	4000 K	1300 lm		
19 W	3000 K	2450 lm	1237	051-84147
	4000 K	2600 lm		
29 W	3000 K	3680 lm	1846	051-84167
	4000 K	3890 lm		
38 W	3000 K	4900 lm	2454	051-84187
	4000 K	5190 lm		

luminous flux opal high performance, -5 % microprismatic, -5 % jut-out

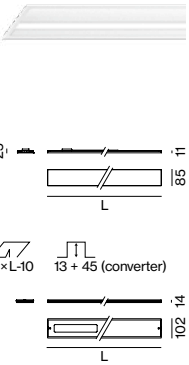

LENO trim, asymmetric

DALI 1 ADDR. | 220-240 V | IP20 / IP40

LUMINAIRE

SYS. POWER	COLOUR TEMP.	LUM. FLUX	L (mm)	ORDER CODE
16 W	3000 K	1570 lm	629	051-84127A
	4000 K	1660 lm		
31 W	3000 K	3140 lm	1237	051-84147A
	4000 K	3330 lm		
47 W	3000 K	4710 lm	1846	051-84167A
	4000 K	4990 lm		
62 W	3000 K	6280 lm	2454	051-84187A
	4000 K	6650 lm		

Accessories



DISMOUNTING TOOL

TYPE	ORDER CODE
vacuum cup	086-30000

Technical data

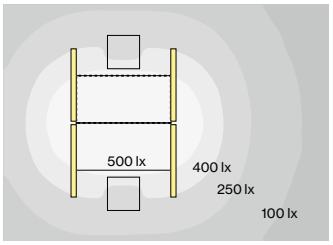



LENO trim, 19 W, 4000 K

ROOM VALUES

Room dimensions	5.4 × 4 × 2.8 m
Reflection factor	0.7 | 0.5 | 0.2
Maintenance factor	0.8

CALCULATION SURFACE

Surface dimensions	1.6 × 0.8
Surface height	0.75
Average illuminance (E_m)	> 500 lx
Uniformity (U_0)	> 0.6

GLARE EVALUATION

Table Classification X=4H | Y=8H | S=0.25H	
UGR transversal	≤ 19
UGR axial	≤ 19

LIGHT DISTRIBUTION

opal

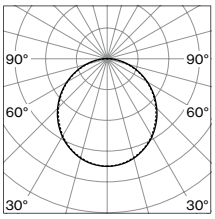

microprismatic

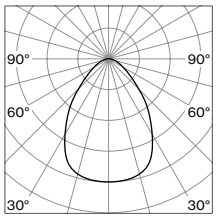

jut-out

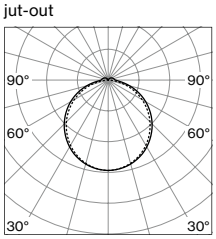

asymmetric

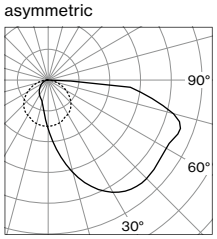



Description

EN Low profile recessed channel, height 14 mm; suitable for installation in 12.5 mm ceilings, with trim; suitable for wall or ceiling mounting; designed for continuous lighting systems; surface white powder coated; easy mounting without need to cut the substructure; fall-safe light inset made of extruded aluminium profile, can be inserted in the canal without tools by magnetic holders; side coupled light, directed downwards by LGP body (Light Guiding Prism) and highly efficient reflector; homogeneously illuminated, satinised (flush or jut-out) or microprismatic PMMA cover; UGR ≤ 19; optional with asymmetric light distribution; energy-efficient LEDs with very good colour rendering; binning initial ≤ 3 MacAdam; available in the light colours 3000 K and 4000 K; CRI ≥ 80; min. 90 % of the luminous flux after 50 000 hours; degree of protection from below IP 40 (from above IP 20); PC II; photobiological safety according to IEC 62471 risk group 0; incl. external converter for ceiling insertion; optionally non-dimmable or DALI-2 control

DE Extrem flacher Einbaukanal mit 14 mm Höhe; geeignet für den Einbau in 12,5 mm Decken, mit umlaufendem Rand; geeignet für die Wand- oder Deckenmontage; ausgelegt für durchgehende Lichtsysteme; Oberfläche weiß pulverbeschichtet; einfache Montage ohne Schneiden der Unterkonstruktion; absturzgesicherter Lichteinsatz aus stranggepresstem Aluminiumprofil werkzeuglos mittels Magnethalter in Kanal einsetzbar; seitlich eingekoppeltes Licht durch LGP-Body (Light-Guiding-Prism) und hocheffizientem Reflektor nach unten gelenkt; homogen ausgeleuchtete, satinierte (bündig oder herausragend) oder mikroprismatische Abdeckung aus PMMA; UGR ≤ 19; optional mit asymmetrischer Lichtverteilung; energieeffiziente LEDs mit sehr guter Farbwiedergabe; Binning initial ≤ 3 MacAdam; lieferbar in den Lichtfarben 3000 K und 4000 K; CRI ≥ 80; min. 90 % des Lichtstromes nach 50 000 h Lebensdauer; Schutzart IP 40 unten (oben IP 20); SK II; photobiologische Sicherheit gemäß IEC 62471 Risikogruppe 0; inkl. externem Konverter für Deckeneinwurf; wahlweise nicht dimmbar oder DALI-2 Steuerung

LENO system
recessed with trim

Quickinfo

3000 K, 4000 K
CRI ≥ 80
L90 @ 50 000 h
up to 2730 lm/m
non DIM, DALI-2
opal, microprismatic (UGR ≤ 19),
jut-out, asymmetric wallwasher

Types

recessed trim

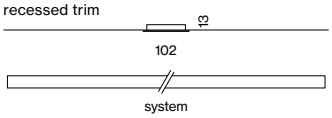

Colour

Light distributions



GOOD DESIGN

Order options

COLOUR TEMPERATURE

3000 K	5
4000 K	6

CONTROL

non DIM	1
DALI-2	3

MATERIAL COLOUR

white

LIGHT OPTIC COVER

opal high performance	H
microprismatic (UGR ≤ 19)	G
jut-out	J
asymmetric	A

Options on request

COLOUR RENDERING INDEX

CRI ≥ 90

EMERGENCY LIGHT

1 h accupack
3 h accupack



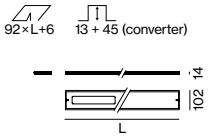

LENO trim

INSTALLATION CHANNEL

TYPE	L (mm)	ORDER CODE
channel	613	051-8910067
channel	1221	051-8910127
channel	1830	051-8910187
channel	2438	051-8910247

order installation channel, light inset + mounting accessories separately



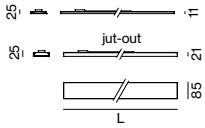

LIGHT INSET

SYS. POWER (OPAL, MP, JUT-OUT / ASYM.)	L (mm)	ORDER CODE
11 W / 16 W	612	051-8012 :: ◆ 7 ◘
19 W / 31 W	1220	051-8014 :: ◆ 7 ◘
29 W / 47 W	1828	051-8016 :: ◆ 7 ◘
38 W / 62 W	2436	051-8018 :: ◆ 7 ◘

COVER	COLOUR TEMP.	SYSTEM POWER	DELIVERED LUMENS	EFFICACY
opal high performance	3000 K	18 W/m	2010 lm/m	129 lm/W
	4000 K		2130 lm/m	137 lm/W
microprismatic UGR ≤ 19	3000 K	18 W/m	1900 lm/m	122 lm/W
	4000 K		2010 lm/m	129 lm/W
jut-out	3000 K	18 W/m	1930 lm/m	124 lm/W
	4000 K		2040 lm/m	131 lm/W
asymmetric	3000 K	26 W/m	2580 lm/m	101 lm/W
	4000 K		2730 lm/m	107 lm/W

Accessories



END CAPS

TYPE	ORDER CODE
end caps (pair)	051-8991217



LINEAR CONNECTOR

TYPE	ORDER CODE
linear connector (pair)	051-8990110
linear connector (10 pairs)	051-8990110.10



DISMOUNTING TOOL

TYPE	ORDER CODE
vacuum cup	086-30000

LIGHT DISTRIBUTION

opal

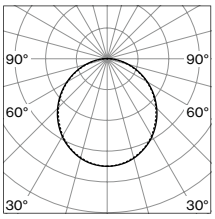

microprismatic

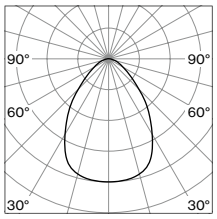

jut-out

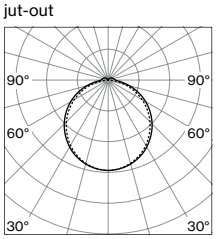

asymmetric

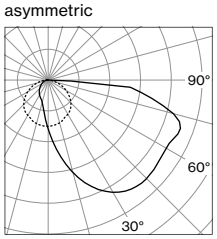

Technical data

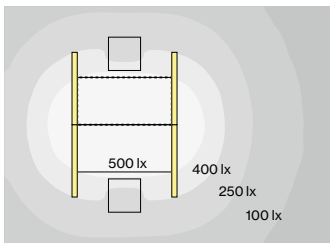



LENO trim, microprismatic, 19 W, 4000 K

ROOM VALUES

Room dimensions	5.4 × 4 × 2.8 m
Reflection factor	0.7 | 0.5 | 0.2
Maintenance factor	0.8

CALCULATION SURFACE ·····

Surface dimensions	1.6 × 0.8
Surface height	0.75
Average illuminance (E_m)	> 500 lx
Uniformity (U_0)	> 0.6

GLARE EVALUATION

Table Classification X=4H | Y=8H | S=0.25H

UGR transversal	≤ 19
UGR axial	≤ 19





Description

EN Low profile recessed channel, height 13 mm; suitable for rimless installation in 12.5 mm plasterboard ceilings; suitable for wall or ceiling mounting; surface white powder coated; special edge design with grooves for better adhesion of filler; easy mounting without need to cut the substructure; fall-safe light inset made of extruded aluminium profile, can be inserted in the canal without tools by magnetic holders; side coupled light, directed downwards by LGP body (Light Guiding Prism) and highly efficient reflector; homogeneously illuminated, satinised (flush or jut-out) or microprismatic PMMA cover; UGR ≤ 19; optional with asymmetric light distribution; energy-efficient LEDs with very good colour rendering; binning initial ≤ 3 MacAdam; available in the light colours 3000 K and 4000 K; CRI ≥ 80; min. 90 % of the luminous flux after 50 000 hours; degree of protection from below IP 40 (from above IP 20); PC II; photobiological safety according to IEC 62471 risk group 0; incl. external converter for ceiling insertion; optionally non-dimmable or DALI-2 control

DE Extrem flacher Einbaukanal mit 13 mm Höhe; geeignet für den randlosen Einbau in 12,5 mm Gipskartondecken; geeignet für die Wand- oder Deckenmontage; Oberfläche weiß pulverbeschichtet; spezielle Randausbildung mit Rillen für bessere Haftung der Spachtelmasse; einfache Montage ohne Schneiden der Unterkonstruktion; absturzgesicherter Lichteinsatz aus stranggepresstem Aluminiumprofil werkzeuglos mittels Magnethalter in Kanal einsetzbar; seitlich eingekoppeltes Licht durch LGP-Body (Light-Guiding-Prism) und hocheffizientem Reflektor nach unten gelenkt; homogen ausgeleuchtete, satinierte (bündig oder herausragend) oder mikroprismatische Abdeckung aus PMMA; UGR ≤ 19; optional mit asymmetrischer Lichtverteilung; energieeffiziente LEDs mit sehr guter Farbwiedergabe; Binning initial ≤ 3 MacAdam; lieferbar in den Lichtfarben 3000 K und 4000 K; CRI ≥ 80; min. 90 % des Lichtstromes nach 50 000 h Lebensdauer; Schutzart IP 40 unten (oben IP 20); SK II; photobiologische Sicherheit gemäß IEC 62471 Risikogruppe 0; inkl. externem Konverter für Deckeneinwurf; wahlweise nicht dimmbar oder DALI-2 Steuerung

LENO

recessed trimless

Quickinfo

3000 K, 4000 K
CRI ≥ 80
L90 @ 50 000 h
up to 2730 lm/m
non DIM, DALI-2
opal, microprismatic (UGR ≤ 19),
jut-out, asymmetric wallwasher

Types



Colour

Light distributions

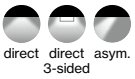

GOOD DESIGN

Order options

COLOUR TEMPERATURE

3000 K	5
4000 K	6

CONTROL

non DIM	1
DALI-2	3

MATERIAL COLOUR

white

LIGHT OPTIC COVER

opal high performance	H
microprismatic (UGR ≤ 19)	G
jut-out	J
asymmetric	

Options on request

COLOUR RENDERING INDEX

CRI ≥ 90



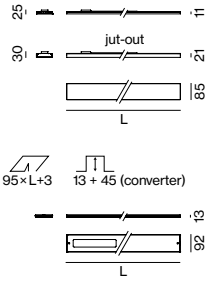

LENO trimless

UGR ≤ 19 | DALI 1 ADDR. | 220-240V | IP20 IP40

LUMINAIRE

SYS. POWER	COLOUR TEMP.	LUM. FLUX	L (mm)	ORDER CODE
11 W	3000 K	1230 lm	616	051-8312 7
	4000 K	1300 lm		
19 W	3000 K	2450 lm	1224	051-8314 7
	4000 K	2600 lm		
29 W	3000 K	3680 lm	1833	051-8316 7
	4000 K	3890 lm		
38 W	3000 K	4900 lm	2441	051-8318 7
	4000 K	5190 lm		

luminous flux opal high performance, -5 % microprismatic, -5 % jut-out



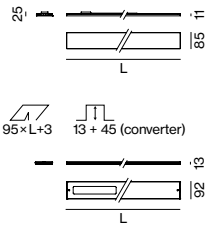

LENO trimless, asymmetric

DALI 1 ADDR. | 220-240V | IP20 IP40

LUMINAIRE

SYS. POWER	COLOUR TEMP.	LUM. FLUX	L (mm)	ORDER CODE
16 W	3000 K	1570 lm	616	051-8312 7 A
	4000 K	1660 lm		
31 W	3000 K	3140 lm	1224	051-8314 7 A
	4000 K	3330 lm		
47 W	3000 K	4710 lm	1833	051-8316 7 A
	4000 K	4990 lm		
62 W	3000 K	6280 lm	2441	051-8318 7 A
	4000 K	6650 lm		

Accessories



DISMOUNTING TOOL

TYPE	ORDER CODE
vacuum cup	086-30000

Technical data

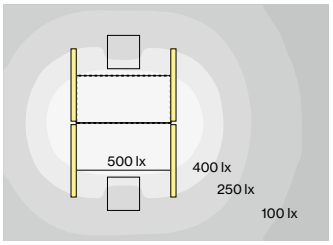



LENO trimless, 19 W, 4000 K

ROOM VALUES

Room dimensions	5.4 × 4 × 2.8 m
Reflection factor	0.7 | 0.5 | 0.2
Maintenance factor	0.8

CALCULATION SURFACE

Surface dimensions	1.6 × 0.8
Surface height	0.75
Average illuminance (E_m)	> 500 lx
Uniformity (U_0)	> 0.6

GLARE EVALUATION

Table Classification X=4H | Y=8H | S=0.25H

UGR transversal	≤ 19
UGR axial	≤ 19

LIGHT DISTRIBUTION

opal

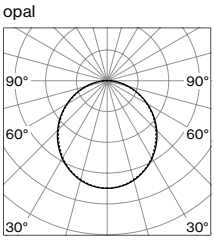

microprismatic

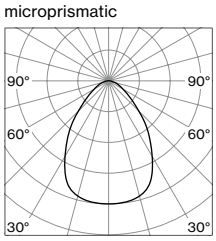

jut-out

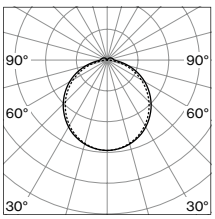

asymmetric

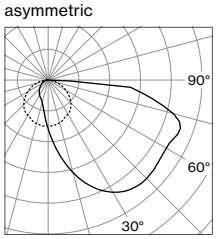



Description

EN Low profile recessed channel, height 13 mm; suitable for rimless installation in 12.5 mm plasterboard ceilings; suitable for wall or ceiling mounting; designed for continuous lighting systems; surface white powder coated; special edge design with grooves for better adhesion of filler; easy mounting without need to cut the substructure; fall-safe light inset made of extruded aluminium profile, can be inserted in the canal without tools by magnetic holders; side coupled light, directed downwards by LGP body (Light Guiding Prism) and highly efficient reflector; homogeneously illuminated, satinised (flush or jut-out) or microprismatic PMMA cover; UGR ≤ 19; optional with asymmetric light distribution; energy-efficient LEDs with very good colour rendering; binning initial ≤ 3 MacAdam; available in the light colours 3000 K and 4000 K; CRI ≥ 80; min. 90 % of the luminous flux after 50 000 hours; degree of protection from below IP 40 (from above IP 20); PC II; photobiological safety according to IEC 62471 risk group 0; incl. external converter for ceiling insertion; optionally non-dimmable or DALI-2 control

DE Extrem flacher Einbaukanal mit 13 mm Höhe; geeignet für den randlosen Einbau in 12,5 mm Gipskartondecken; geeignet für die Wand- oder Deckenmontage; ausgelegt für durchgehende Lichtsysteme; Oberfläche weiß pulverbeschichtet; spezielle Randausbildung mit Rillen für bessere Haftung der Spachtelmasse; einfache Montage ohne Schneiden der Unterkonstruktion; absturzgesicherter Lichteinsatz aus stranggepresstem Aluminiumprofil werkzeuglos mittels Magnethalter in Kanal einsetzbar; seitlich eingekoppeltes Licht durch LGP-Body (Light-Guiding-Prism) und hocheffizientem Reflektor nach unten gelenkt; homogen ausgeleuchtete, satinierte (bündig oder herausragend) oder mikroprismatische Abdeckung aus PMMA; UGR ≤ 19; optional mit asymmetrischer Lichtverteilung; energieeffiziente LEDs mit sehr guter Farbwiedergabe; Binning initial ≤ 3 MacAdam; lieferbar in den Lichtfarben 3000 K und 4000 K; CRI ≥ 80; min. 90 % des Lichtstromes nach 50 000 h Lebensdauer; Schutzart IP 40 unten (oben IP 20); SK II; photobiologische Sicherheit gemäß IEC 62471 Risikogruppe 0; inkl. externem Konverter für Deckeneinwurf; wahlweise nicht dimmbar oder DALI-2 Steuerung

LENO system
recessed trimless

Quickinfo

3000 K, 4000 K
CRI ≥ 80
L90 @ 50 000 h
up to 2730 lm/m
non DIM, DALI-2
opal, microprismatic (UGR ≤ 19),
jut-out, asymmetric wallwasher

Types

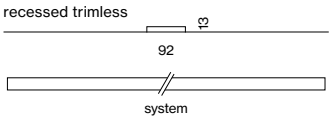

Colour

Light distributions

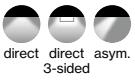

GOOD DESIGN

Order options

COLOUR TEMPERATURE

3000 K	5
4000 K	6

CONTROL

non DIM	1
DALI-2	3

MATERIAL COLOUR

white

LIGHT OPTIC COVER

opal high performance	H
microprismatic (UGR ≤ 19)	G
jut-out	J
asymmetric	A

Options on request

COLOUR RENDERING INDEX

CRI ≥ 90

EMERGENCY LIGHT

1 h accupack
3 h accupack



LENO trimless

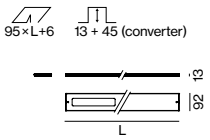

INSTALLATION CHANNEL

TYPE	L (mm)	ORDER CODE
channel	613	051-8900067
channel	1221	051-8900127
channel	1830	051-8900187
channel	2438	051-8900247

order installation channel, light inset + mounting accessories separately



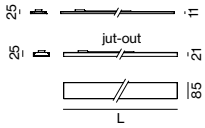

LIGHT INSET

SYS. POWER (OPAL, MP, JUT-OUT / ASYM.)	L (mm)	ORDER CODE
11 W / 16 W	612	051-8012 :: ◆ 7 ◘
19 W / 31 W	1220	051-8014 :: ◆ 7 ◘
29 W / 47 W	1828	051-8016 :: ◆ 7 ◘
38 W / 62 W	2436	051-8018 :: ◆ 7 ◘

COVER	COLOUR TEMP.	SYSTEM POWER	DELIVERED LUMENS	EFFICACY
opal high performance	3000 K	18 W/m	2010 lm/m	129 lm/W
	4000 K		2130 lm/m	137 lm/W
microprismatic UGR ≤ 19	3000 K	18 W/m	1900 lm/m	122 lm/W
	4000 K		2010 lm/m	129 lm/W
jut-out	3000 K	18 W/m	1930 lm/m	124 lm/W
	4000 K		2040 lm/m	131 lm/W
asymmetric	3000 K	26 W/m	2580 lm/m	101 lm/W
	4000 K		2730 lm/m	107 lm/W

Accessories



END CAPS

TYPE	ORDER CODE
end caps (pair)	051-8990217



LINEAR CONNECTOR

TYPE	ORDER CODE
linear connector (pair)	051-8990110
linear connector (10 pairs)	051-8990110.10



DISMOUNTING TOOL

TYPE	ORDER CODE
vacuum cup	086-30000

LIGHT DISTRIBUTION

opal

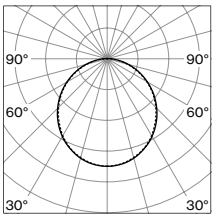

microprismatic

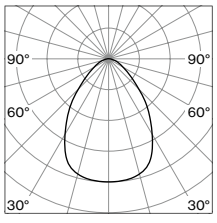

jut-out

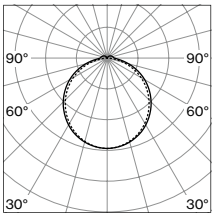

asymmetric

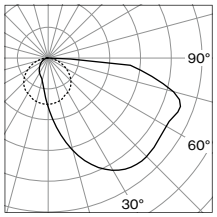

Technical data

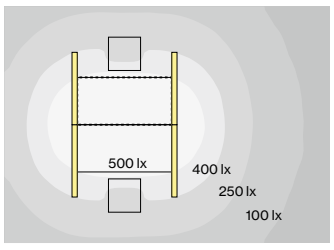



LENO trimless, microprismatic, 19 W, 4000 K

ROOM VALUES

Room dimensions	5.4 × 4 × 2.8 m
Reflection factor	0.7 | 0.5 | 0.2
Maintenance factor	0.8

CALCULATION SURFACE ·····

Surface dimensions	1.6 × 0.8
Surface height	0.75
Average illuminance (E_m)	> 500 lx
Uniformity (U_0)	> 0.6

GLARE EVALUATION

Table Classification X=4H | Y=8H | S=0.25H

UGR transversal	≤ 19
UGR axial	≤ 19





Description

EN Low profile recessed mounted luminaire, 15 mm visible height; suitable for wall or ceiling mounting; suitable for installation in primed or exposed concrete, in plasterboard constructions and in plastered walls or ceilings; surface powder coated in white, grey or black; fall-safe light inset made of extruded aluminium profile, can be inserted in the canal without tools by magnetic holders; side coupled light, directed downwards by LGP body (Light Guiding Prism) and highly efficient reflector; homogeneously illuminated, satinised (flush or jut-out) or microprismatic PMMA cover; UGR ≤ 19; energy-efficient LEDs with very good colour rendering; binning initial ≤ 3 MacAdam; available in the light colours 3000 K and 4000 K; CRI ≥ 80; min. 90 % of the luminous flux after 50 000 hours; degree of protection from below IP 40 (from above IP 20); PC I; photobiological safety according to IEC 62471 risk group 0; DALI-2 control

DE Extrem flache Einbauleuchte mit 15mm sichtbarer Höhe; geeignet für die Wand- oder Deckenmontage; geeignet für den Einbau in gespachtelten Beton oder Sichtbeton, in Gipskartonkonstruktionen und in verputzten Wänden oder Decken; Oberfläche weiß, grau oder schwarz pulverbeschichtet; absturzgesicherter Lichteinsatz aus stranggepresstem Aluminiumprofil werkzeuglos mittels Magnethalter in Kanal einsetzbar; seitlich eingekoppeltes Licht durch LGP-Body (Light-Guiding-Prism) und hocheffizientem Reflektor nach unten gelenkt; homogen ausgeleuchtete, satinierte (bündig oder herausragend) oder mikroprismatische Abdeckung aus PMMA; UGR ≤ 19; energieeffiziente LEDs mit sehr guter Farbwiedergabe; Binning initial ≤ 3 MacAdam; lieferbar in den Lichtfarben 3000 K und 4000 K; CRI ≥ 80; min. 90 % des Lichtstromes nach 50 000 h Lebensdauer; Schutzart IP 40 unten (oben IP 20); SK I; photobiologische Sicherheit gemäß IEC 62471 Risikogruppe 0; DALI-2 Steuerung

LENO

semi-recessed

Quickinfo

3000 K, 4000 K
CRI ≥ 80
L90 @ 50 000 h
up to 2130 lm/m
DALI-2
opal, microprismatic (UGR ≤ 19), jut-out

Types

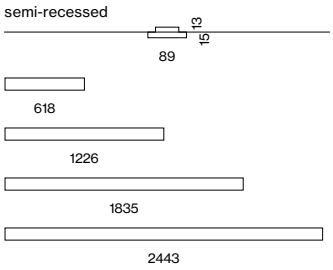

Colours



standard

Light distributions



direct direct 3-sided

Order options

COLOUR TEMPERATURE

3000 K	5
4000 K	6

CONTROL

DALI-2

MATERIAL COLOUR

white	7
grey	G
black	8

7 G 8

LIGHT OPTIC COVER

opal high performance	H
microprismatic (UGR ≤ 19)	G
jut-out	J

Options on request

COLOUR RENDERING INDEX

CRI ≥ 90

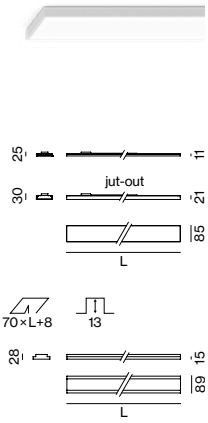

LENO semi-recessed

UGR ≤ 19 | DALI 1 ADDR. | 220-240 V | IP20 IP40

LUMINAIRE

SYS. POWER	COLOUR TEMP.	LUM. FLUX	L (mm)	ORDER CODE
11 W	3000 K	1230 lm	618	051-8512 :: 3
	4000 K	1300 lm		
19 W	3000 K	2450 lm	1226	051-8514 :: 3
	4000 K	2600 lm		
29 W	3000 K	3680 lm	1835	051-8516 :: 3
	4000 K	3890 lm		
38 W	3000 K	4900 lm	2443	051-8518 :: 3
	4000 K	5190 lm		

luminous flux opal high performance, -5% microprismatic, -5% jut-out

Accessories



DISMOUNTING TOOL

TYPE	ORDER CODE
vacuum cup	086-30000

Technical data

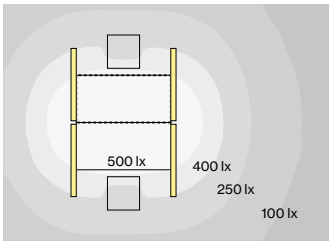



LENO semi-recessed, 19 W, 4000 K

ROOM VALUES

Room dimensions	5.4 × 4 × 2.8 m
Reflection factor	0.7 | 0.5 | 0.2
Maintenance factor	0.8

CALCULATION SURFACE

Surface dimensions	1.6 × 0.8
Surface height	0.75
Average illuminance (E_m)	> 500 lx
Uniformity (U_o)	> 0.6

GLARE EVALUATION

Table Classification X=4H | Y=8H | S=0.25H	
UGR transversal	≤ 19
UGR axial	≤ 19

LIGHT DISTRIBUTION

opal

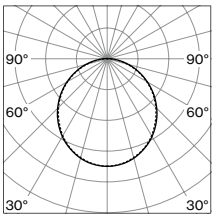

microprismatic

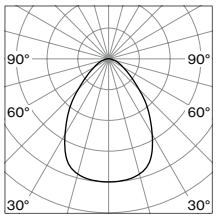

jut-out

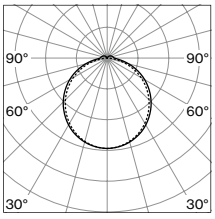

back



Description

EN Low profile recessed mounted luminaire, 15 mm visible height; suitable for wall or ceiling mounting; suitable for installation in primed or exposed concrete, in plasterboard constructions and in plastered walls or ceilings; designed for continuous lighting systems; surface powder coated in white, grey or black; available in special colours; fall-safe light inset made of extruded aluminium profile, can be inserted in the canal without tools by magnetic holders; side coupled light, directed downwards by LGP body (Light Guiding Prism) and highly efficient reflector; homogeneously illuminated, satinised (flush or jut-out) or microprismatic PMMA cover; UGR ≤ 19; energy-efficient LEDs with very good colour rendering; binning initial ≤ 3 MacAdam; available in the light colours 3000 K and 4000 K; CRI ≥ 80; min. 90 % of the luminous flux after 50 000 hours; degree of protection from below IP 40 (from above IP 20); PC I; photobiological safety according to IEC 62471 risk group 0; DALI-2 control

DE Extrem flache Einbauleuchte mit 15 mm sichtbarer Höhe; geeignet für die Wand- oder Deckenmontage; geeignet für den Einbau in gespachtelten Beton oder Sichtbeton, in Gipskartonkonstruktionen und in verputzten Wänden oder Decken; ausgelegt für durchgehende Lichtsysteme; Oberfläche weiß, grau oder schwarz pulverbeschichtet; wahlweise in Spezialfarben; absturzgesicherter Lichteinsatz aus stranggepresstem Aluminiumprofil werkzeuglos mittels Magnethalter in Kanal einsetzbar; seitlich eingekoppeltes Licht durch LGP-Body (Light-Guiding-Prism) und hocheffizientem Reflektor nach unten gelenkt; homogen ausgeleuchtete, satinierte (bündig oder herausragend) oder mikroprismatische Abdeckung aus PMMA; UGR ≤ 19; energieeffiziente LEDs mit sehr guter Farbwiedergabe; Binning initial ≤ 3 MacAdam; lieferbar in den Lichtfarben 3000 K und 4000 K; CRI ≥ 80; min. 90 % des Lichtstromes nach 50 000 h Lebensdauer; Schutzart IP 40 unten (oben IP 20); SK I; photobiologische Sicherheit gemäß IEC 62471 Risikogruppe 0; DALI-2 Steuerung

LENO system
semi-recessed

Quickinfo

3000 K, 4000 K
CRI ≥ 80
L90 @ 50 000 h
up to 2130 lm/m
DALI-2
opal, microprismatic (UGR ≤ 19), jut-out

Types

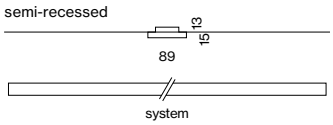

Colours



standard



xal.com/colours

Light distributions



direct direct 3-sided

Order options

COLOUR TEMPERATURE

3000 K	5
4000 K	6

CONTROL

DALI-2

MATERIAL COLOUR

white	7
grey	G
black	8
special colours xal.com/colours	X

7 G 8



LIGHT OPTIC COVER

opal high performance	H
microprismatic (UGR ≤ 19)	G
jut-out	J

Options on request

COLOUR RENDERING INDEX

CRI ≥ 90

Technical data

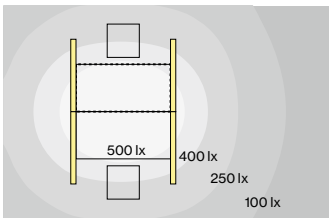



LENO semi-recessed,
microprismatic, 19 W, 4000 K

ROOM VALUES

Room dimensions	5.4 × 4 × 2.8 m
Reflection factor	0.7 | 0.5 | 0.2
Maintenance factor	0.8

CALCULATION SURFACE ·····

Surface dimensions	1.6 × 0.8
Surface height	0.75
Average illuminance (E_m)	> 500 lx
Uniformity (U_0)	> 0.6

GLARE EVALUATION

Table Classification X=4H | Y=8H | S=0.25H

UGR transversal	≤ 19
UGR axial	≤ 19



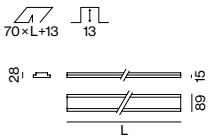

LENO semi-recessed

INSTALLATION CHANNEL

TYPE	L (mm)	ORDER CODE
channel	613	051-892006
channel	1221	051-892012
channel	1830	051-892018
channel	2438	051-892024

order installation channel, light inset + mounting accessories separately



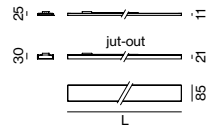

LIGHT INSET

SYSTEM POWER	L (mm)	ORDER CODE
11 W	612*	051-8112::37
19 W	1220	051-8214::37
29 W	1828	051-8216::37
38 W	2436	051-8218::37

*only available as end unit

COVER	COLOUR TEMP.	SYSTEM POWER	DELIVERED LUMENS	EFFICACY
opal high performance	3000 K	18 W/m	2010 lm/m	129 lm/W
	4000 K		2130 lm/m	137 lm/W
microprismatic UGR ≤ 19	3000 K	18 W/m	1900 lm/m	122 lm/W
	4000 K		2010 lm/m	129 lm/W
jut-out	3000 K	18 W/m	1930 lm/m	124 lm/W
	4000 K		2040 lm/m	131 lm/W

LIGHT DISTRIBUTION

opal

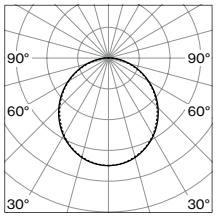

microprismatic

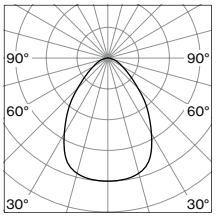

jut-out

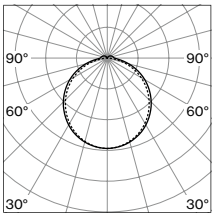

Accessories

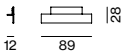

END CAPS

TYPE	ORDER CODE
end caps mounting housing (pair)	051-899210
end caps semi-recessed	051-899221



LINEAR CONNECTOR

TYPE	ORDER CODE
linear connector (pair)	051-8992110
linear connector (10 pairs)	051-8992110.10

POWER FEEDER CONNECTOR 220–240 V | 13A

TYPE	ORDER CODE
power feeder connector	051-8992330

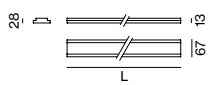

CONCRETE MOUNTING HOUSING

L (mm)	UNIT	ORDER CODE
616	end	051-8960060
1224	start / end	051-8960120
1221	middle	051-8961120
1833	start / end	051-8960180
1830	middle	051-8961180
2441	start / end	051-8960240
2438	middle	051-8961240



DISMOUNTING TOOL

TYPE	ORDER CODE
vacuum cup	086-30000





Description

EN Low profile surface mounted luminaire, 28 mm total height; suitable for wall or ceiling mounting; surface powder coated in white, grey or black; fall-safe light inset made of extruded aluminium profile, can be inserted in the canal without tools by magnetic holders; side coupled light, directed downwards by LGP body (Light Guiding Prism) and highly efficient reflector; homogeneously illuminated, satinised (flush or jut-out) or microprismatic PMMA cover; UGR ≤ 19; energy-efficient LEDs with very good colour rendering; binning initial ≤ 3 MacAdam; available in the light colours 3000 K and 4000 K; CRI ≥ 80; min. 90 % of the luminous flux after 50 000 hours; degree of protection IP 20; PC I; photobiological safety according to IEC 62471 risk group 0; DALI-2 control

DE Extrem flache Anbauleuchte mit 28 mm Gesamthöhe; geeignet für die Wand- oder Deckenmontage; Oberfläche weiß, grau oder schwarz pulverbeschichtet; absturzgesicherter Lichteinsatz aus stranggepresstem Aluminiumprofil werkzeuglos mittels Magnethalter in Kanal einsetzbar; seitlich eingekoppeltes Licht durch LGP-Body (Light-Guiding-Prism) und hocheffizientem Reflektor nach unten gelenkt; homogen ausgeleuchtete, satinierte (bündig oder herausragend) oder mikroprismatische Abdeckung aus PMMA; UGR ≤ 19; energieeffiziente LEDs mit sehr guter Farbwiedergabe; Binning initial ≤ 3 MacAdam; lieferbar in den Lichtfarben 3000 K und 4000 K; CRI ≥ 80; min. 90 % des Lichtstromes nach 50 000 h Lebensdauer; Schutzart IP 20; SK I; photobiologische Sicherheit gemäß IEC 62471 Risikogruppe 0; DALI-2 Steuerung

LENO

surface

Quickinfo

3000 K, 4000 K
CRI ≥ 80
L90 @ 50 000 h
up to 2130 lm/m
DALI-2
opal, microprismatic (UGR ≤ 19), jut-out

Types

surface



Colours



standard

Light distributions



direct direct 3-sided

GERMAN DESIGN AWARD WINNER 2019

GOOD DESIGN

Order options

COLOUR TEMPERATURE

3000 K	5
4000 K	6

CONTROL

DALI-2

MATERIAL COLOUR

white	7
grey	G
black	8

(7) (G) (8)

LIGHT OPTIC COVER

opal high performance	H
microprismatic (UGR ≤ 19)	G
jut-out	J

Options on request

COLOUR RENDERING INDEX

CRI ≥ 90

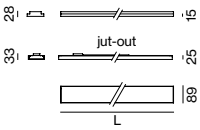

LENO surface

UGR ≤ 19 | DALI 1 ADDR. | 220-240V

LUMINAIRE

SYS. POWER	COLOUR TEMP.	LUM. FLUX	L (mm)	ORDER CODE
11 W	3000 K	1230 lm	618	051-9112 :: 3
	4000 K	1300 lm		
19 W	3000 K	2450 lm	1226	051-9114 :: 3
	4000 K	2600 lm		
29 W	3000 K	3680 lm	1835	051-9116 :: 3
	4000 K	3890 lm		
38 W	3000 K	4900 lm	2443	051-9118 :: 3
	4000 K	5190 lm		

luminous flux opal high performance, -5% microprismatic, -5% jut-out

LIGHT DISTRIBUTION

opal

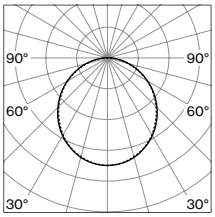

microprismatic

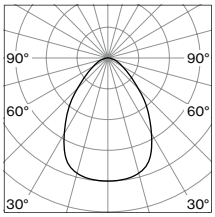

jut-out

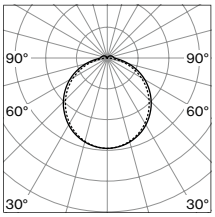

Technical data

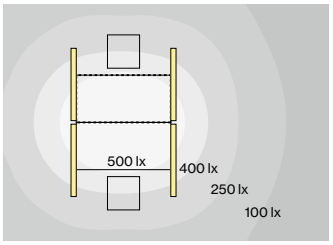



LENO surface, microprismatic, 19 W, 4000 K

ROOM VALUES

Room dimensions	5.4 × 4 × 2.8 m
Reflection factor	0.7 | 0.5 | 0.2
Maintenance factor	0.8

CALCULATION SURFACE

Surface dimensions	1.6 × 0.8
Surface height	0.75
Average illuminance (E_m)	> 500 lx
Uniformity (U_0)	> 0.6

GLARE EVALUATION

Table Classification X=4H | Y=8H | S=0.25H

UGR transversal	≤ 19
UGR axial	≤ 19



Description

EN Low profile surface mounted luminaire, 28 mm total height; suitable for wall or ceiling mounting; designed for continuous lighting systems; surface powder coated in white, grey or black; available in special colours; fall-safe light inset made of extruded aluminium profile, can be inserted in the canal without tools by magnetic holders; side coupled light, directed downwards by LGP body (Light Guiding Prism) and highly efficient reflector; homogeneously illuminated, satinised (flush or jut-out) or microprismatic PMMA cover; UGR ≤ 19; energy-efficient LEDs with very good colour rendering; binning initial ≤ 3 MacAdam; available in the light colours 3000 K and 4000 K; CRI ≥ 80; min. 90 % of the luminous flux after 50 000 hours; degree of protection IP 20; PC I; photobiological safety according to IEC 62471 risk group 0; DALI-2 control

DE Extrem flache Anbauleuchte mit 28 mm Gesamthöhe; geeignet für die Wand- oder Deckenmontage; ausgelegt für durchgehende Lichtsysteme; Oberfläche weiß, grau oder schwarz pulverbeschichtet; wahlweise in Spezialfarben; absturzgesicherter Lichteinsatz aus stranggepresstem Aluminiumprofil werkzeuglos mittels Magnethalter in Kanal einsetzbar; seitlich eingekoppeltes Licht durch LGP-Body (Light-Guiding-Prism) und hocheffizientem Reflektor nach unten gelenkt; homogen ausgeleuchtete, satinierte (bündig oder herausragend) oder mikroprismatische Abdeckung aus PMMA; UGR ≤ 19; energieeffiziente LEDs mit sehr guter Farbwiedergabe; Binning initial ≤ 3 MacAdam; lieferbar in den Lichtfarben 3000 K und 4000 K; CRI ≥ 80; min. 90 % des Lichtstromes nach 50 000 h Lebensdauer; Schutzart IP 20; SK I; photobiologische Sicherheit gemäß IEC 62471 Risikogruppe 0; DALI-2 Steuerung

LENO system
surface

Quickinfo

3000 K, 4000 K
CRI ≥ 80
L90 @ 50 000 h
up to 2130 lm/m
DALI-2
opal, microprismatic (UGR ≤ 19), jut-out

Types

surface

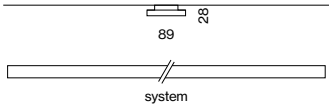

Colours



standard



xal.com/colours

Light distributions



direct direct 3-sided

GERMAN DESIGN AWARD WINNER 2019

GOOD DESIGN

Order options

COLOUR TEMPERATURE

3000 K	5
4000 K	6

CONTROL

DALI-2

MATERIAL COLOUR

white	7
grey	G
black	8
special colours xal.com/colours	X

7 G 8

LIGHT OPTIC COVER

opal high performance	H
microprismatic (UGR ≤ 19)	G
jut-out	J

Options on request

COLOUR RENDERING INDEX

CRI ≥ 90

Technical data

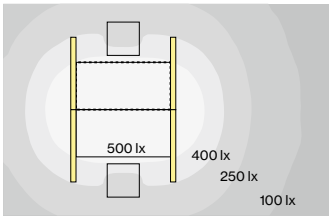



LENO surface, microprismatic, 19 W, 4000 K

ROOM VALUES

Room dimensions	5.4 × 4 × 2.8 m
Reflection factor	0.7 | 0.5 | 0.2
Maintenance factor	0.8

CALCULATION SURFACE

Surface dimensions	1.6 × 0.8
Surface height	0.75
Average illuminance (E_m)	> 500 lx
Uniformity (U_0)	> 0.6

GLARE EVALUATION

Table Classification X=4H | Y=8H | S=0.25H	
UGR transversal	≤ 19
UGR axial	≤ 19

LENO surface

INSTALLATION CHANNEL

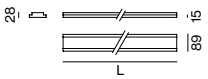

TYPE	L (mm)	ORDER CODE
channel	613	051-892006
channel	1221	051-892012
channel	1830	051-892018
channel	2438	051-892024

order installation channel, light inset + mounting accessories separately

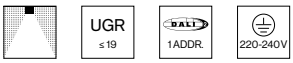

LIGHT INSET

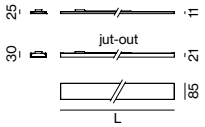

SYSTEM POWER	L (mm)	ORDER CODE
11 W	612*	051-8112 :: 37
19 W	1220	051-8214 :: 37
29 W	1828	051-8216 :: 37
38 W	2436	051-8218 :: 37

*only available as end unit

COVER	COLOUR TEMP.	SYSTEM POWER	DELIVERED LUMENS	EFFICACY
opal high performance	3000 K	18 W/m	2010 lm/m	129 lm/W
	4000 K		2130 lm/m	137 lm/W
microprismatic UGR ≤ 19	3000 K	18 W/m	1900 lm/m	122 lm/W
	4000 K		2010 lm/m	129 lm/W
jut-out	3000 K	18 W/m	1930 lm/m	124 lm/W
	4000 K		2040 lm/m	131 lm/W

LIGHT DISTRIBUTION

opal

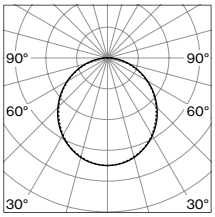

microprismatic

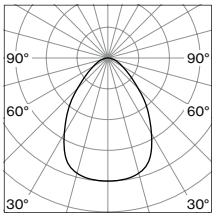

jut-out

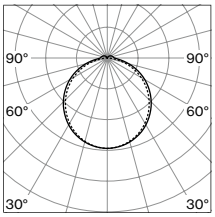

Accessories

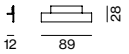

END CAPS

TYPE	ORDER CODE
end caps (pair)	051-899221



LINEAR CONNECTOR

TYPE	ORDER CODE
linear connector (pair)	051-8992110
linear connector (10 pairs)	051-8992110.10

POWER FEEDER CONNECTOR 220–240 V | 13A



TYPE	ORDER CODE
power feeder connector	051-8992330



DISMOUNTING TOOL

TYPE	ORDER CODE
vacuum cup	086-30000



Description

EN Low profile suspended luminaire, 28 mm total height; luminaire with 1500 mm cable suspension; with integrated tool-less suspension height adjustment; incl. transparent feed; surface powder coated in white, grey or black; fall-safe light inset made of extruded aluminium profile, can be inserted in the canal without tools by magnetic holders; side coupled light, directed downwards by LGP body (Light Guiding Prism) and highly efficient reflector; homogeneously illuminated, satinised (flush or jut-out) or microprismatic PMMA cover; UGR ≤ 19; energy-efficient LEDs with very good colour rendering; binning initial ≤ 3 MacAdam; available in the light colours 3000 K and 4000 K; CRI ≥ 80; min. 90 % of the luminous flux after 50 000 hours; degree of protection IP 20; PC I; photobiological safety according to IEC 62471 risk group 0; DALI-2 control

DE Extrem flache Pendelleuchte mit 28 mm Gesamthöhe; Leuchte mit 1500 mm Seilabhängung; werkzeuglose Höhenverstellung an der Leuchte; inkl. transparenter Einspeiseleitung; Oberfläche weiß, grau oder schwarz pulverbeschichtet; absturzgesicherter Lichteinsatz aus stranggepresstem Aluminiumprofil werkzeuglos mittels Magnethalter in Kanal einsetzbar; seitlich eingekoppeltes Licht durch LGP-Body (Light-Guiding-Prism) und hocheffizientem Reflektor nach unten gelenkt; homogen ausgeleuchtete, satinierte (bündig oder herausragend) oder mikroprismatische Abdeckung aus PMMA; UGR ≤ 19; energieeffiziente LEDs mit sehr guter Farbwiedergabe; Binning initial ≤ 3 MacAdam; lieferbar in den Lichtfarben 3000 K und 4000 K; CRI ≥ 80; min. 90 % des Lichtstromes nach 50 000 h Lebensdauer; Schutzart IP 20; SK I; photobiologische Sicherheit gemäß IEC 62471 Risikogruppe 0; DALI-2 Steuerung

LENO

suspended

Quickinfo

3000 K, 4000 K
CRI ≥ 80
L90 @ 50 000 h
up to 2130 lm/m
DALI-2
opal, microprismatic (UGR ≤ 19), jut-out

Types

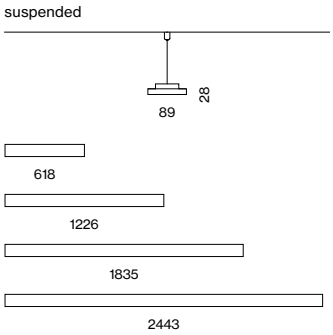

Colours



standard

Light distributions



direct direct 3-sided

GERMAN DESIGN AWARD WINNER 2019

GOOD DESIGN

Order options

COLOUR TEMPERATURE

3000 K	5
4000 K	6

CONTROL

DALI-2

MATERIAL COLOUR

white	7
grey	G
black	8

7 G 8

LIGHT OPTIC COVER

opal high performance	H
microprismatic (UGR ≤ 19)	G
jut-out	J

Options on request

COLOUR RENDERING INDEX

CRI ≥ 90

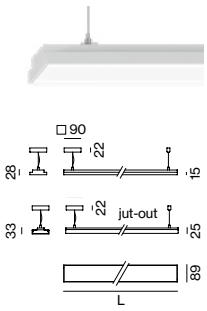

LENO suspended

UGR ≤ 19 | 1 ADDR. | 220-240V

LUMINAIRE

SYS. POWER	COLOUR TEMP.	LUM. FLUX	L (mm)	ORDER CODE
11 W	3000 K	1230 lm	618	051-9212 :: 3
	4000 K	1300 lm		
19 W	3000 K	2450 lm	1226	051-9214 :: 3
	4000 K	2600 lm		
29 W	3000 K	3680 lm	1835	051-9216 :: 3
	4000 K	3890 lm		
38 W	3000 K	4900 lm	2443	051-9218 :: 3
	4000 K	5190 lm		

luminous flux opal high performance, -5 % microprismatic, -5 % jut-out

LIGHT DISTRIBUTION

opal

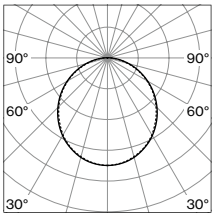

microprismatic

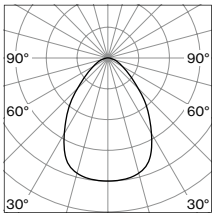

jut-out

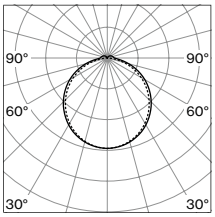

Technical data

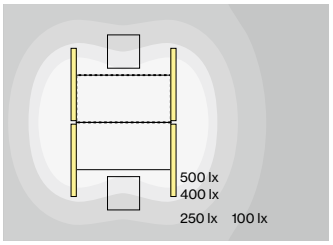



LENO suspended, microprismatic, 19 W, 4000 K

ROOM VALUES

Room dimensions	5.4 × 4 × 2.8 m
Reflection factor	0.7 | 0.5 | 0.2
Maintenance factor	0.8
Mounting height	2.25 m

CALCULATION SURFACE

Surface dimensions	1.6 × 0.8
Surface height	0.75
Average illuminance (E_m)	> 500 lx
Uniformity (U_0)	> 0.6

GLARE EVALUATION

Table Classification X=4H | Y=8H | S=0.25H

UGR transversal	≤ 19
UGR axial	≤ 19



Description

EN Low profile suspended luminaire, 28 mm total height; luminaire with 1500 mm cable suspension; with integrated tool-less suspension height adjustment; incl. transparent feed; designed for continuous lighting systems; surface powder coated in white, grey or black; available in special colours; fall-safe light inset made of extruded aluminium profile, can be inserted in the canal without tools by magnetic holders; side coupled light, directed downwards by LGP body (Light Guiding Prism) and highly efficient reflector; homogeneously illuminated, satinised (flush or jut-out) or microprismatic PMMA cover; UGR ≤ 19; energy-efficient LEDs with very good colour rendering; binning initial ≤ 3 MacAdam; available in the light colours 3000 K and 4000 K; CRI ≥ 80; min. 90 % of the luminous flux after 50 000 hours; degree of protection IP 20; PC I; photobiological safety according to IEC 62471 risk group 0; DALI-2 control

DE Extrem flache Pendelleuchte mit 28 mm Gesamthöhe; Leuchte mit 1500 mm Seilabhängung; werkzeuglose Höhenverstellung an der Leuchte; inkl. transparenter Einspeiseleitung; ausgelegt für durchgehende Lichtsysteme; Oberfläche weiß, grau oder schwarz pulverbeschichtet; wahlweise in Spezialfarben; absturzgesicherter Lichteinsatz aus stranggepresstem Aluminiumprofil werkzeuglos mittels Magnethalter in Kanal einsetzbar; seitlich eingekoppeltes Licht durch LGP-Body (Light-Guiding-Prism) und hocheffizientem Reflektor nach unten gelenkt; homogen ausgeleuchtete, satinierte (bündig oder herausragend) oder mikroprismatische Abdeckung aus PMMA; UGR ≤ 19; energieeffiziente LEDs mit sehr guter Farbwiedergabe; Binning initial ≤ 3 MacAdam; lieferbar in den Lichtfarben 3000 K und 4000 K; CRI ≥ 80; min. 90 % des Lichtstromes nach 50 000 h Lebensdauer; Schutzart IP 20; SK I; photobiologische Sicherheit gemäß IEC 62471 Risikogruppe 0; DALI-2 Steuerung

LENO system
suspended

Quickinfo

3000 K, 4000 K
CRI ≥ 80
L90 @ 50 000 h
up to 2130 lm/m
DALI-2
opal, microprismatic (UGR ≤ 19), jut-out

Types

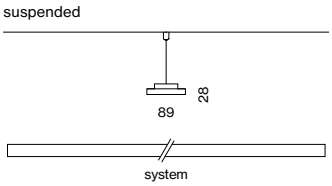

Colours



standard



xal.com/colours

Light distributions



direct direct 3-sided

GERMAN DESIGN AWARD WINNER 2019

GOOD DESIGN

Order options

COLOUR TEMPERATURE

3000 K	5
4000 K	6

CONTROL

DALI-2

MATERIAL COLOUR

white	7
grey	G
black	8
special colours* xal.com/colours	X

*not for power feeder

7 G 8

LIGHT OPTIC COVER

opal high performance	H
microprismatic (UGR ≤ 19)	G
jut-out	J

Options on request

COLOUR RENDERING INDEX

CRI ≥ 90

Technical data

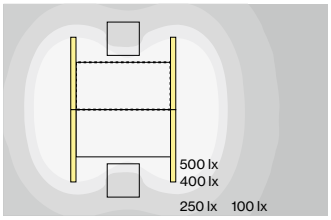



LENO suspended, microprismatic, 19 W, 4000 K

ROOM VALUES

Room dimensions	5.4 × 4 × 2.8 m
Reflection factor	0.7 | 0.5 | 0.2
Maintenance factor	0.8
Mounting height	2.25 m

CALCULATION SURFACE

Surface dimensions	1.6 × 0.8
Surface height	0.75
Average illuminance (E_m)	> 500 lx
Uniformity (U_o)	> 0.6

GLARE EVALUATION

Table Classification X=4H | Y=8H | S=0.25H

UGR transversal	≤ 19
UGR axial	≤ 19

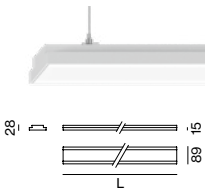

LENO suspended

INSTALLATION CHANNEL

TYPE	L (mm)	ORDER CODE
channel	613	051-893006
channel	1221	051-893012
channel	1830	051-893018
channel	2438	051-893024

order installation channel, light inset + mounting accessories separately

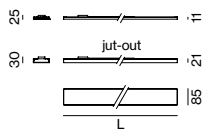

UGR ≤ 19 | DALI 1 ADDR. | 220-240 V

LIGHT INSET

SYSTEM POWER	L (mm)	ORDER CODE
11 W	612*	051-8112::37
19 W	1220	051-8214::37
29 W	1828	051-8216::37
38 W	2436	051-8218::37

*only available as end unit

COVER	COLOUR TEMP.	SYSTEM POWER	DELIVERED LUMENS	EFFICACY
opal high performance	3000 K	18 W/m	2010 lm/m	129 lm/W
	4000 K		2130 lm/m	137 lm/W
microprismatic UGR ≤ 19	3000 K	18 W/m	1900 lm/m	122 lm/W
	4000 K		2010 lm/m	129 lm/W
jut-out	3000 K	18 W/m	1930 lm/m	124 lm/W
	4000 K		2040 lm/m	131 lm/W

LIGHT DISTRIBUTION

opal

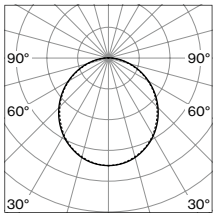

microprismatic

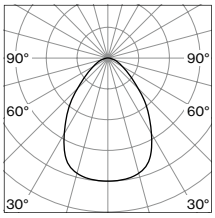

jut-out

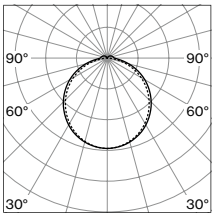

Accessories

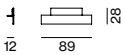

END CAPS

TYPE	ORDER CODE
end caps (pair)	051-899221

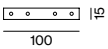

LINEAR CONNECTOR

TYPE	ORDER CODE
linear connector (pair)	051-8993110
linear connector (10 pairs)	051-8993110.10



CABLE SUSPENSION

L (mm)	ORDER CODE
1500	005-2122110

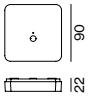

POWER FEEDER

TYPE	L (mm)	ORDER CODE
power feeder 5 × 1.5 mm² (DALI-2)	1500	005-221241
cable rail	1200	005-2491110

POWER FEEDER CONNECTOR 220–240 V | 13A

TYPE	ORDER CODE
power feeder connector	051-8992330



DISMOUNTING TOOL

TYPE	ORDER CODE
vacuum cup	086-30000



Description

EN Low profile recessed luminaire made from extruded aluminium profile with 39 mm height and 85 mm width, suitable for installation into Armstrong® ceiling systems using On-Center Linear Lighting and TechZone™, surface powder coated in white; fall-safe luminaire can be installed into Armstrong® ceiling systems without tools thanks to snap mechanism (patent pending); side coupled light, directed downwards by LGP body (Light Guiding Prism) and highly efficient reflector; homogeneously illuminated, satinised or microprismatic PMMA cover; energy-efficient LEDs with very good colour rendering; binning initial ≤ 3 MacAdam; available in the light colours 3000 K and 4000 K; CRI ≥ 80; min. 90 % of the luminous flux after 50 000 hours; degree of protection from below IP 40 (from above IP 20); PC I; photobiological safety according to IEC 62471 risk group 0; DALI-2 control; Plug & Play

DE Extrem flache Einbauleuchte aus Aluminiumstrangpressprofil mit 39 mm Höhe und 85 mm Breite, geeignet für den Einbau in Armstrong® Rasterdecken On-Center Linear Lighting und TechZone™, Oberfläche weiß pulverbeschichtet; absturzgesicherte Leuchte werkzeuglos mittels patentrelevantem Schnappmechanismus in das Armstrong® Deckensystem einsetzbar; seitlich eingekoppeltes Licht durch LGP-Body (Light-Guiding-Prism) und hocheffizientem Reflektor nach unten gelenkt; homogen ausgeleuchtete, satinierte oder mikroprismatische Abdeckung aus PMMA; energieeffiziente LEDs mit sehr guter Farbwiedergabe; Binning initial ≤ 3 MacAdam; lieferbar in den Lichtfarben 3000 K und 4000 K; CRI ≥ 80; min. 90 % des Lichtstromes nach 50 000 h Lebensdauer; Schutzart IP 40 unten (oben IP 20); SK I; photobiologische Sicherheit gemäß IEC 62471 Risikogruppe 0; DALI-2 Steuerung; Plug & Play

LENO GRID 100

recessed

Quickinfo

3000 K, 4000 K
CRI ≥ 80
L90 @ 50 000 h
up to 2740 lm/m
DALI-2
opal, microprismatic

Types

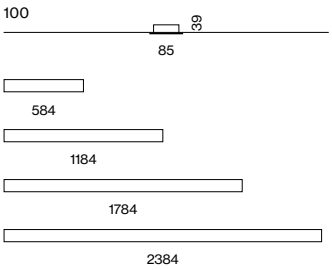

Colour

Light distribution

direct

Armstrong®

Order options

COLOUR TEMPERATURE

3000 K	5
4000 K	6

CONTROL

DALI-2

MATERIAL COLOUR

white

LIGHT OPTIC COVER

opal high performance	H
microprismatic	P



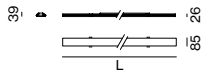

LENO GRID 100

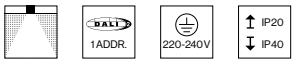

LUMINAIRE

SYS. POWER	COLOUR TEMP.	LUM. FLUX	L (mm)	ORDER CODE
13 W	3000 K	1500 lm	584	051-6012 :: 37
	4000 K	1590 lm		
23 W	3000 K	3010 lm	1184	051-6014 :: 37
	4000 K	3180 lm		
35 W	3000 K	4510 lm	1784	051-6016 :: 37
	4000 K	4780 lm		
46 W	3000 K	6010 lm	2384	051-6018 :: 37
	4000 K	6370 lm		

luminous flux opal high performance

LIGHT DISTRIBUTION

opal

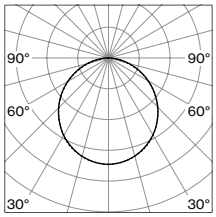

microprismatic

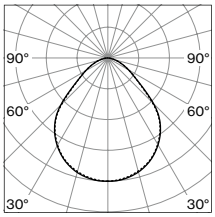

Description

EN Low profile recessed luminaire made from extruded aluminium profile with 39 mm height and 85 mm width, suitable for installation into Armstrong® ceiling systems using On-Center Linear Lighting and TechZone™, surface powder coated in white; designed for continuous lighting systems; fall-safe luminaire can be installed into Armstrong® ceiling systems without tools thanks to snap mechanism (patent pending); side coupled light, directed downwards by LGP body (Light Guiding Prism) and highly efficient reflector; homogeneously illuminated, satinised or microprismatic PMMA cover; energy-efficient LEDs with very good colour rendering; binning initial ≤ 3 MacAdam; available in the light colours 3000 K and 4000 K; CRI ≥ 80; min. 90 % of the luminous flux after 50 000 hours; degree of protection from below IP 40 (from above IP 20); PC I; photobiological safety according to IEC 62471 risk group 0; DALI-2 control; Plug & Play

DE Extrem flache Einbauleuchte aus Aluminiumstrangpressprofil mit 39 mm Höhe und 85 mm Breite, geeignet für den Einbau in Armstrong® Rasterdecken On-Center Linear Lighting und TechZone™, Oberfläche weiß pulverbeschichtet; ausgelegt für durchgehende Lichtsysteme; absturzgesicherte Leuchte werkzeuglos mittels patentrelevantem Schnappmechanismus in das Armstrong® Deckensystem einsetzbar; seitlich eingekoppeltes Licht durch LGP-Body (Light-Guiding-Prism) und hocheffizientem Reflektor nach unten gelenkt; homogen ausgeleuchtete, satinierte oder mikroprismatische Abdeckung aus PMMA; energieeffiziente LEDs mit sehr guter Farbwiedergabe; Binning initial ≤ 3 MacAdam; lieferbar in den Lichtfarben 3000 K und 4000 K; CRI ≥ 80; min. 90 % des Lichtstromes nach 50 000 h Lebensdauer; Schutzart IP 40 unten (oben IP 20); SK I; photobiologische Sicherheit gemäß IEC 62471 Risikogruppe 0; DALI-2 Steuerung; Plug & Play

LENO GRID 100 system

recessed

Quickinfo

3000 K, 4000 K
CRI ≥ 80
L90 @ 50 000 h
up to 2740 lm/m
DALI-2
opal, microprismatic

Types

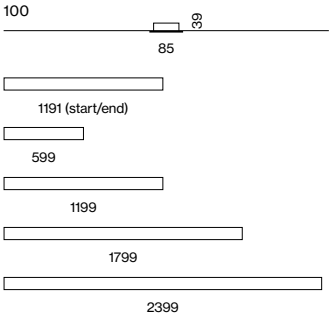

Colour

Light distribution

direct

Order options

COLOUR TEMPERATURE

3000 K	5
4000 K	6

CONTROL

DALI-2

MATERIAL COLOUR

white

LIGHT OPTIC COVER

opal high performance	H
microprismatic	P

Options on request

COLOUR RENDERING INDEX

CRI ≥ 90

EMERGENCY LIGHT

1 h accupack
3 h accupack



LENO GRID 100 start/end

1ADDR. | 220-240V | IP20 IP40

DIRECT

SYS. POWER	COLOUR TEMP.	LUM. FLUX	L (mm)	ORDER CODE
23 W	3000 K	3010 lm	1191	051-61145:37
	4000 K	3180 lm		

luminous flux opal high performance

LENO GRID 100 mid/run

1ADDR. | 220-240V | IP20 IP40

DIRECT

SYS. POWER	COLOUR TEMP.	LUM. FLUX	L (mm)	ORDER CODE
13 W	3000 K	1500 lm	599	051-62125:37
	4000 K	1590 lm		
23 W	3000 K	3010 lm	1199	051-62145:37
	4000 K	3180 lm		
35 W	3000 K	4510 lm	1799	051-62165:37
	4000 K	4780 lm		
46 W	3000 K	6010 lm	2399	051-62185:37
	4000 K	6370 lm		

luminous flux opal high performance

LIGHT DISTRIBUTION

opal

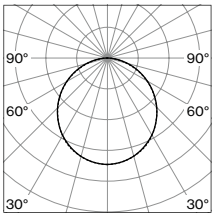

microprismatic

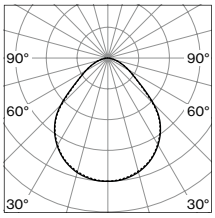

Mounting accessories

POWER FEEDER 220-240 V | 13 A

TYPE	ORDER CODE
power feeder	051-69100 10

CONNECTING CABLE

L (mm)	ORDER CODE
1000	051-69200 10
1500	051-69210 10
2000	051-69220 10

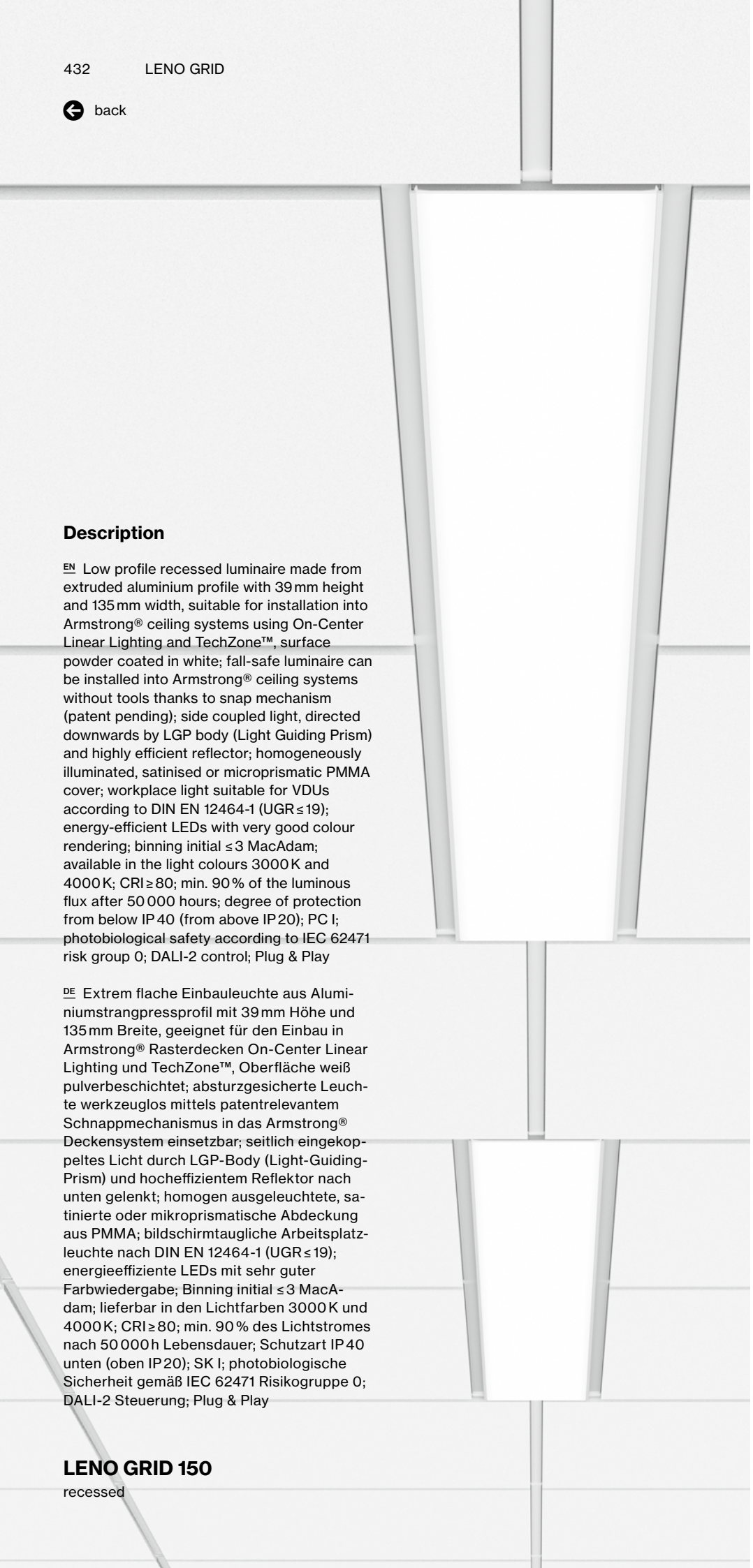

Description

EN Low profile recessed luminaire made from extruded aluminium profile with 39 mm height and 135 mm width, suitable for installation into Armstrong® ceiling systems using On-Center Linear Lighting and TechZone™, surface powder coated in white; fall-safe luminaire can be installed into Armstrong® ceiling systems without tools thanks to snap mechanism (patent pending); side coupled light, directed downwards by LGP body (Light Guiding Prism) and highly efficient reflector; homogeneously illuminated, satinised or microprismatic PMMA cover; workplace light suitable for VDUs according to DIN EN 12464-1 (UGR ≤ 19); energy-efficient LEDs with very good colour rendering; binning initial ≤ 3 MacAdam; available in the light colours 3000 K and 4000 K; CRI ≥ 80; min. 90 % of the luminous flux after 50 000 hours; degree of protection from below IP 40 (from above IP 20); PC I; photobiological safety according to IEC 62471 risk group 0; DALI-2 control; Plug & Play

DE Extrem flache Einbauleuchte aus Aluminiumstrangpressprofil mit 39 mm Höhe und 135 mm Breite, geeignet für den Einbau in Armstrong® Rasterdecken On-Center Linear Lighting und TechZone™, Oberfläche weiß pulverbeschichtet; absturzgesicherte Leuchte werkzeuglos mittels patentrelevantem Schnappmechanismus in das Armstrong® Deckensystem einsetzbar; seitlich eingekoppeltes Licht durch LGP-Body (Light-Guiding-Prism) und hocheffizientem Reflektor nach unten gelenkt; homogen ausgeleuchtete, satinierte oder mikroprismatische Abdeckung aus PMMA; bildschirmtaugliche Arbeitsplatzleuchte nach DIN EN 12464-1 (UGR ≤ 19); energieeffiziente LEDs mit sehr guter Farbwiedergabe; Binning initial ≤ 3 MacAdam; lieferbar in den Lichtfarben 3000 K und 4000 K; CRI ≥ 80; min. 90 % des Lichtstromes nach 50 000 h Lebensdauer; Schutzart IP 40 unten (oben IP 20); SK I; photobiologische Sicherheit gemäß IEC 62471 Risikogruppe 0; DALI-2 Steuerung; Plug & Play

LENO GRID 150

recessed

Quickinfo

3000 K, 4000 K
CRI ≥ 80
L90 @ 50 000 h
UGR ≤ 19 / 65° ≤ 3000 cd/m²
up to 2220 lm/m
DALI-2
opal, microprismatic (UGR ≤ 19)

Types

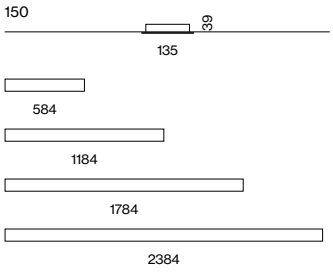

Colour

Light distribution

direct

Order options

COLOUR TEMPERATURE

3000 K	5
4000 K	6

CONTROL

DALI-2

MATERIAL COLOUR

white

LIGHT OPTIC COVER

opal high performance	H
microprismatic	P



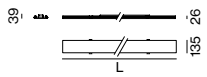

LENO GRID 150

UGR ≤ 19 | cd/m² ≤3000 | DALI 1 ADDR. | 220-240V | IP20 IP40

LUMINAIRE

SYS. POWER	COLOUR TEMP.	LUM. FLUX	L (mm)	ORDER CODE
10 W	3000 K	1220 lm	584	051-6312 :: 37 ▫
	4000 K	1290 lm		
18 W	3000 K	2430 lm	1184	051-6314 :: 37 ▫
	4000 K	2570 lm		
27 W	3000 K	3650 lm	1784	051-6316 :: 37 ▫
	4000 K	3860 lm		
36 W	3000 K	4860 lm	2384	051-6318 :: 37 ▫
	4000 K	5150 lm		

luminous flux opal high performance

LIGHT DISTRIBUTION

opal

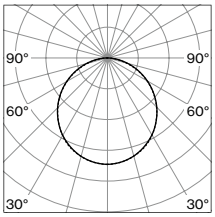

microprismatic

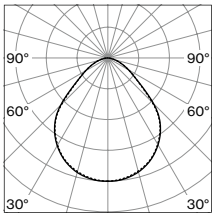

Description

EN Low profile recessed luminaire made from extruded aluminium profile with 39 mm height and 135 mm width, suitable for installation into Armstrong® ceiling systems using On-Center Linear Lighting and TechZone™, surface powder coated in white; designed for continuous lighting systems; fall-safe luminaire can be installed into Armstrong® ceiling systems without tools thanks to snap mechanism (patent pending); side coupled light, directed downwards by LGP body (Light Guiding Prism) and highly efficient reflector; homogeneously illuminated, satinised or microprismatic PMMA cover; workplace light suitable for VDUs according to DIN EN 12464-1 (UGR ≤ 19); energy-efficient LEDs with very good colour rendering; binning initial ≤ 3 MacAdam; available in the light colours 3000 K and 4000 K; CRI ≥ 80; min. 90 % of the luminous flux after 50 000 hours; degree of protection from below IP 40 (from above IP 20); PC I; photobiological safety according to IEC 62471 risk group 0; DALI-2 control; Plug & Play

DE Extrem flache Einbauleuchte aus Aluminiumstrangpressprofil mit 39 mm Höhe und 135 mm Breite, geeignet für den Einbau in Armstrong® Rasterdecken On-Center Linear Lighting und TechZone™, Oberfläche weiß pulverbeschichtet; ausgelegt für durchgehende Lichtsysteme; absturzgesicherte Leuchte werkzeuglos mittels patentrelevantem Schnappmechanismus in das Armstrong® Deckensystem einsetzbar; seitlich eingekoppeltes Licht durch LGP-Body (Light-Guiding-Prism) und hocheffizientem Reflektor nach unten gelenkt; homogen ausgeleuchtete, satinierte oder mikroprismatische Abdeckung aus PMMA; bildschirmtaugliche Arbeitsplatzleuchte nach DIN EN 12464-1 (UGR ≤ 19); energieeffiziente LEDs mit sehr guter Farbwiedergabe; Binning initial ≤ 3 MacAdam; lieferbar in den Lichtfarben 3000 K und 4000 K; CRI ≥ 80; min. 90 % des Lichtstromes nach 50 000 h Lebensdauer; Schutzart IP 40 unten (oben IP 20); SK I; photobiologische Sicherheit gemäß IEC 62471 Risikogruppe 0; DALI-2 Steuerung; Plug & Play

LENO GRID 150 system

recessed

Quickinfo

3000 K, 4000 K
CRI ≥ 80
L90 @ 50 000 h
UGR ≤ 19 / 65° ≤ 3000 cd/m²
up to 2220 lm/m
DALI-2
opal, microprismatic (UGR ≤ 19)

Types

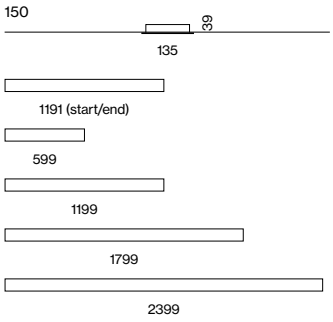

Colour

Light distribution

direct

Armstrong®

Order options

COLOUR TEMPERATURE

3000 K	5
4000 K	6

CONTROL

DALI-2

MATERIAL COLOUR

white

LIGHT OPTIC COVER

opal high performance	H
microprismatic (UGR ≤ 19)	P

Options on request

COLOUR RENDERING INDEX

CRI ≥ 90

EMERGENCY LIGHT

1 h accupack
3 h accupack



LENO GRID 150 start/end

UGR ≤ 19 | cd/m² ≤3000 | DALI 1 ADDR. | 220-240 V | IP20 IP40

DIRECT

SYS. POWER	COLOUR TEMP.	LUM. FLUX	L (mm)	ORDER CODE
18 W	3000 K	2430 lm	1191	051-641437
	4000 K	2570 lm		

luminous flux opal high performance

LENO GRID 150 mid/run

UGR ≤ 19 | cd/m² ≤3000 | DALI 1 ADDR. | 220-240 V | IP20 IP40

DIRECT

SYS. POWER	COLOUR TEMP.	LUM. FLUX	L (mm)	ORDER CODE
10 W	3000 K	1220 lm	599	051-651237
	4000 K	1290 lm		
18 W	3000 K	2430 lm	1199	051-651437
	4000 K	2570 lm		
27 W	3000 K	3650 lm	1799	051-651637
	4000 K	3860 lm		
36 W	3000 K	4860 lm	2399	051-651837
	4000 K	5150 lm		

luminous flux opal high performance

LIGHT DISTRIBUTION

opal

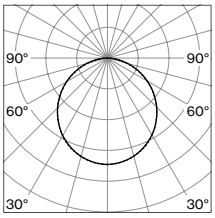

microprismatic

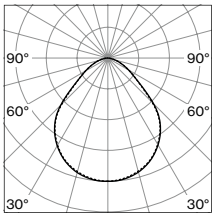

Mounting accessories

POWER FEEDER 220-240 V | 13 A

TYPE	ORDER CODE
power feeder	051-691001 0

CONNECTING CABLE

L (mm)	ORDER CODE
1000	051-692001 0
1500	051-692101 0
2000	051-692201 0

Slim and smart office system

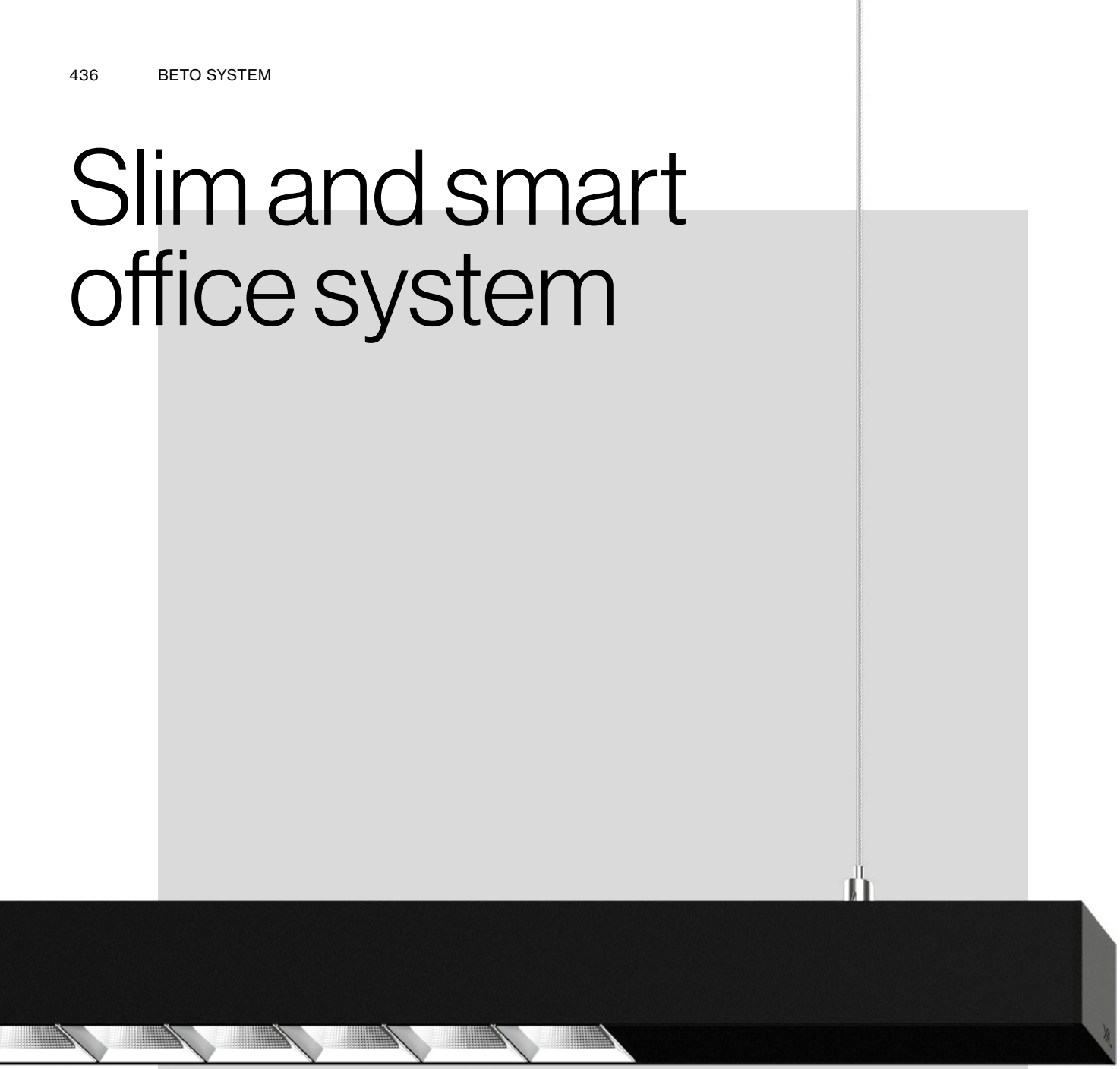

BETO system

EN BETO is extremely slim, powerful, and optimised for office use. It is a system luminaire with an impressive range of flexible elements which can be lined up like building blocks. Available in ceiling-mounted and suspended versions, the system combines technical excellence with subtle, minimalist design. Designed specifically for offices, BETO has custom reflectors to give the best possible user-friendly, ambient monitor lighting. Some variants can be fitted with a daylight and movement sensor. This adapts the lighting to the activity in the office while reducing energy costs. The BETO system has an optional indirect light component for additional ceiling illumination. All curved and straight elements come in 3000 K or 4000 K light colours, and some also have a Tunable White option.

DE Extrem schlank, leistungsstark und optimiert für den Einsatz im Office: Als Systemleuchte überzeugt BETO durch ihre flexiblen Elemente, die bausteinartig aneinandergereiht werden können. Sowohl die Deckenanbau- als auch die abgehängte System-Variante vereinen technische Exzellenz und subtiles, minimalistisches Design. BETO wurde für den Office-Bereich konzipiert und verfügt über spezielle Reflektoren für bestes, bildschirmtaugliches Arbeitslicht. Zudem kann die Leuchte in manchen Varianten mit einem Anwesenheits- und Helligkeitssensor ausgestattet werden. Indem die Beleuchtung den Dynamiken im Büro angepasst wird, reduzieren sich gleichzeitig Energiekosten. Das BETO System verfügt über einen optionalen Indirektlichtanteil zur zusätzlichen Deckenaufhellung. Alle gebogenen oder geraden Elemente sind in den Lichtfarben 3000 K, 4000 K oder teilweise mit Tunable White Option erhältlich.

Types

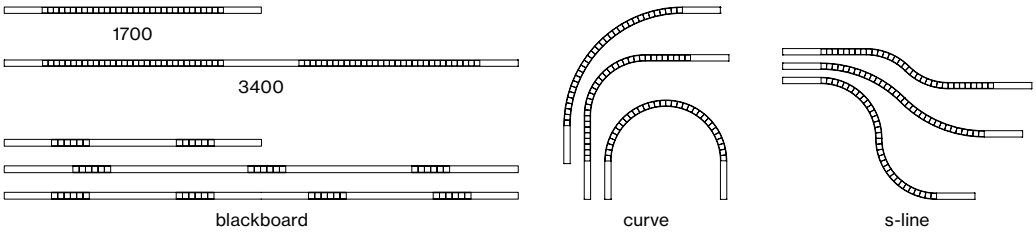

Mountings

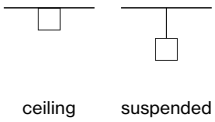

Light distributions

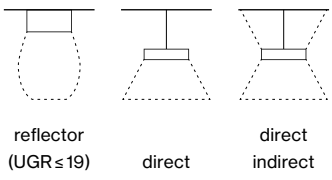

back



Description

EN Luminaire housing from extruded aluminium profile, angular design; extremely slim design (only 42 x 42 mm) with integrated converter; no visible screws; designed for lighting systems; different versions: choice of linear, S-shaped or CURVE segment design (90° or 180°); surface powder coated in white or black; surface mounted or suspended luminaire with 1500 mm cable suspension; with integrated tool-less suspension height adjustment; spring clip attachment to the luminaire; incl. transparent feed; extruded profile for improved thermal management; high-quality, chromed reflector with faceted design; workplace luminaire suitable for VDUs according to DIN EN 12464-1 (UGR ≤ 16); either with direct or direct / indirect light distribution, or with high-quality aluminum-vaporised micro-faceted reflector for homogeneous vertical lighting intensity; indirect light component with integrated PC boards and high-quality lens system for maximum, homogeneous ceiling illumination, separately controllable; energy-efficient LEDs with very good colour rendering; binning initial ≤ 3 MacAdam; light colour 3000 K or 4000 K; optional indirect light component with tunable white (2700-6500 K); CRI ≥ 80; L90 / 50 000 h; IP 20; PC I; optionally non-dimmable, DALI-2 control or dimmable with integrated infrared presence and brightness sensor (DALI)

DE Leuchtenkörper aus Aluminiumstrangpressprofil, kantige Ausführung; extrem schlanke Bauform (nur 42 x 42 mm) mit integriertem Konverter; keine sichtbaren Schrauben; ausgelegt für Lichtsysteme; unterschiedliche Varianten: Bauform wahlweise linear, S-förmig, oder als CURVE Element (90° bzw. 180°); Oberfläche weiß oder schwarz pulverbeschichtet; Anbau- bzw. Pendelleuchte mit 1500 mm Seilabhängung; werkzeuglose Höhenverstellung an der Leuchte; Befestigung an der Leuchte mittels Federclips; inkl. transparenter Einspeiseleitung; Strangpressprofil für verbessertes Thermomanagement; hochwertiger, verchromter Reflektor mit Facettenoptik; bildschirmtaugliche Arbeitsplatzleuchte nach DIN EN 12464-1 (UGR ≤ 16); wahlweise mit direkter bzw. direkt / indirekter Abstrahlcharakteristik, oder mit hochwertigem aluminiumbedampften microfacettierten Reflektor für homogene vertikale Beleuchtungsstärken; Indirektlichtanteil mit eigenen Platinen und hochwertiger Linsenoptik für maximale, homogene Deckenaufhellung, separat steuerbar; energieeffiziente LEDs mit sehr guter Farbwiedergabe; Binning initial ≤ 3 MacAdam; Lichtfarbe 3000 K oder 4000 K; optional Indirektlichtanteil mit Tunable White (2700-6500 K); CRI ≥ 80; L90 / 50 000 h; IP 20; SK I; wahlweise nicht dimmbar, DALI-2 Steuerung oder dimmbar mit integriertem Infrarot Anwesenheits- und Helligkeitssensor (DALI)

BETO system
ceiling / suspended

Quickinfo

3000 K, 4000 K, TW
CRI ≥ 80
L90 @ 50 000 h
UGR ≤ 19 / 65° ≤ 1500 cd/m²
L 3400 direct up to 7080 lm
L 3400 d/i up to ↧ 7080 / ↥ 8040 lm
L 3400 blackboard up to 10180 lm
non DIM, DALI-2, DALI sensor
reflector (UGR ≤ 19)

Types

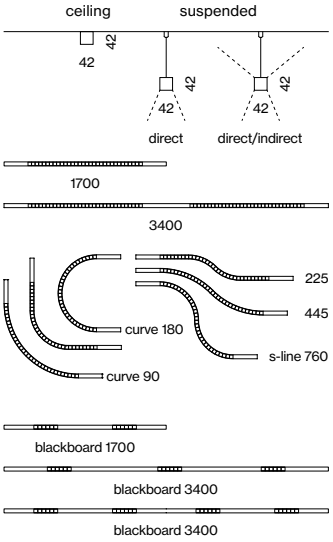

Colours



Light distributions



IOT ready

Order options

COLOUR TEMPERATURE

3000 K	5
4000 K	6

CONTROL

non DIM	1
DALI-2	3
DALI sensor*	7

*only linear 3400 mm (not blackboard)

MATERIAL COLOUR

white	7
black	8

(7) (8)

LIGHT OPTIC COVER

reflector (UGR ≤ 19)

Options on request

COLOUR RENDERING INDEX

CRI ≥ 90
CRI ≥ 98 XPECTRUM

SYSTEM SOLUTION

custom cut every 300 mm possible
continuous reflector

LIGHT DISTRIBUTION

reflector (UGR ≤ 19)

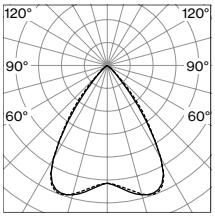

direct

blackboard

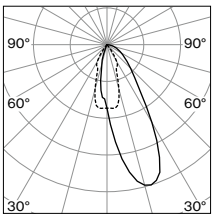

direct

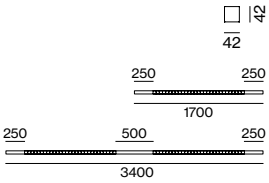

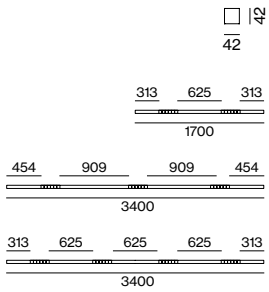

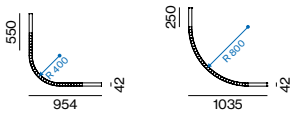

400 | 90° 800 | 90°

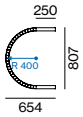

400 | 180°

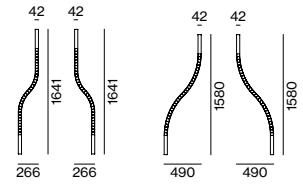

225 L 225 R 445 L 445 R

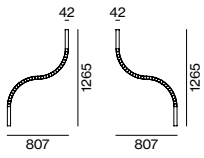

760 L 760 R

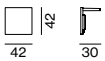

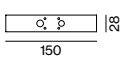

BETO ceiling / suspended system



LINEAR DIRECT

SYS. POWER	COLOUR TEMP.	LUM. FLUX	L (mm)	ORDER CODE
26 W	3000 K	3340 lm	1700	074-6006 R
(1 × DALI)	4000 K	3540 lm		
52 W	3000 K	6680 lm	3400	074-6009 R
(2 × DALI)	4000 K	7080 lm		

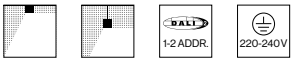

LINEAR DIRECT BLACKBOARD

SYS. POWER	COLOUR TEMP.	LUM. FLUX	L (mm)	ORDER CODE
48 W	3000 K	4940 lm	1700	074-7706 R
(1 × DALI)	4000 K	5100 lm		
72 W	3000 K	7420 lm	3400	074-7719 R
(2 × DALI)	4000 K	7630 lm		
96 W	3000 K	9890 lm	3400	074-7729 R
(2 × DALI)	4000 K	10180 lm		



CURVE DIRECT

SYS. POWER	COLOUR TEMP.	LUM. FLUX	R (mm)	ORDER CODE
26 W	3000 K	3470 lm	400 | 90°	074-7101 R
	4000 K	3680 lm		
26 W	3000 K	3470 lm	800 | 90°	074-7103 R
	4000 K	3680 lm		
26 W	3000 K	3470 lm	400 | 180°	074-7102 R
	4000 K	3680 lm		



S-LINE DIRECT

SYS. POWER	COLOUR TEMP.	LUM. FLUX	TYPE	ORDER CODE
26 W	3000 K	3470 lm	225 L	074-7201 R
	4000 K	3680 lm		
26 W	3000 K	3470 lm	225 R	074-7202 R
	4000 K	3680 lm		
26 W	3000 K	3470 lm	445 L	074-7205 R
	4000 K	3680 lm		
26 W	3000 K	3470 lm	445 R	074-7206 R
	4000 K	3680 lm		
26 W	3000 K	3470 lm	760 L	074-7203 R
	4000 K	3680 lm		
26 W	3000 K	3470 lm	760 R	074-7204 R
	4000 K	3680 lm		

Accessories

END CAPS

TYPE	ORDER CODE
end caps (pair)	074-609001

LINEAR CONNECTOR

TYPE	ORDER CODE
mechanical linear connector ceiling	074-6091110

CEILING FASTENER

TYPE	L (mm)	ORDER CODE
ceiling fastener	10	050-204121

more accessories see page 441

back

Order options

COLOUR TEMPERATURE

3000 K	5
4000 K	6
tunable white 2700 – 6500 K	

CONTROL

non DIM*	1
DALI-2	3
DALI sensor**	7

*not for tunable white
**only linear 3400 mm (not blackboard)

MATERIAL COLOUR

white	7
black	8

7 8

LIGHT OPTIC COVER

reflector (UGR < 16)

Options on request

COLOUR RENDERING INDEX

CRI ≥ 90
CRI ≥ 98 XPECTRUM

SYSTEM SOLUTION

custom cut every 300 mm possible
continuous reflector

LIGHT DISTRIBUTION

reflector (UGR ≤ 16)

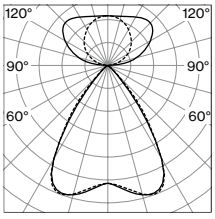

direct / indirect power

blackboard

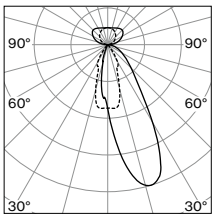

direct / indirect

BETO suspended system



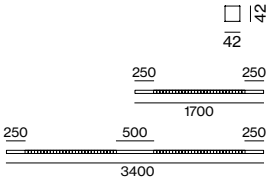

UGR ≤ 16 | cd/m² ≤1500 | DALI 2-3 ADDR. | 220-240V

LINEAR DIRECT / INDIRECT POWER

SYS. POWER	COLOUR TEMP.	LUM. FLUX	L (mm)	ORDER CODE
57 W	3000 K	↧3350 / ↥3790 lm	1700	074-6036 :: ⇳ ◪ R
(2 × DALI)	4000 K	↧3540 / ↥4020 lm		
110 W	3000 K	↧6690 / ↥7590 lm	3400	074-6039 :: ⇳ ◪ R
(3 × DALI)	4000 K	↧7080 / ↥8040 lm		

TUNABLE WHITE | UGR ≤ 16 | cd/m² ≤1500 | DALI 3 ADDR. | 220-240V

LINEAR DIRECT / INDIRECT POWER tunable white 2700 – 6500 K

SYS. POWER	COLOUR TEMP.	LUM. FLUX	L (mm)	ORDER CODE
100 W	3000 K	↧6690 / ↥6810 lm	3400	074-60D9 :: ⇳ ◪ R
(3 × DALI)	4000 K	↧7080 / ↥6810 lm		

direct light static and indirect light tunable

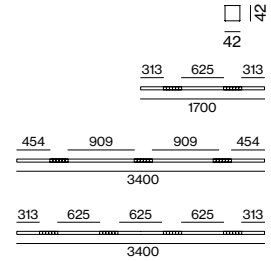

DALI 2-3 ADDR. | 220-240V

LINEAR DIRECT / INDIRECT BLACKBOARD

SYS. POWER	COLOUR TEMP.	LUM. FLUX	L (mm)	ORDER CODE
77 W	3000 K	↧4940 / ↥3580 lm	1700	074-7736 :: ⇳ ◪ R
(2 × DALI)	4000 K	↧5100 / ↥3790 lm		
129 W	3000 K	↧7420 / ↥7160 lm	3400	074-7749 :: ⇳ ◪ R
(3 × DALI)	4000 K	↧7630 / ↥7580 lm		
153 W	3000 K	↧9890 / ↥7160 lm	3400	074-7759 :: ⇳ ◪ R
(3 × DALI)	4000 K	↧10180 / ↥7580 lm		

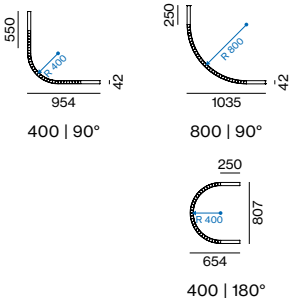

UGR ≤ 16 | cd/m² ≤1500 | DALI 2 ADDR. | 220-240V

CURVE DIRECT / INDIRECT POWER

S. POWER	COLOUR TEMP.	LUM. FLUX	R (mm)	ORDER CODE
55 W	3000 K	↧3470 / ↥3860 lm	400 | 90°	074-7131 :: ⇳ ◪ R
	4000 K	↧3680 / ↥4080 lm		
55 W	3000 K	↧3470 / ↥3860 lm	800 | 90°	074-7133 :: ⇳ ◪ R
	4000 K	↧3680 / ↥4080 lm		
55 W	3000 K	↧3470 / ↥3860 lm	400 | 180°	074-7132 :: ⇳ ◪ R
	4000 K	↧3680 / ↥4080 lm		

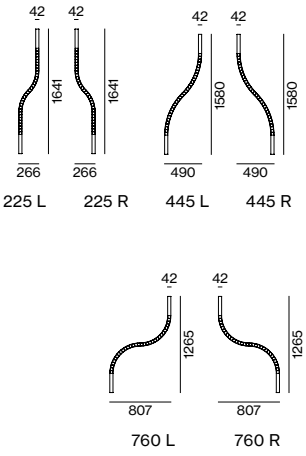

UGR ≤ 16 | cd/m² ≤1500 | DALI 2 ADDR. | 220-240V

S-LINE DIRECT / INDIRECT POWER

S. POWER	COLOUR TEMP.	LUM. FLUX	TYPE	ORDER CODE
55 W	3000 K	↧3470 / ↥3860 lm	225 L	074-7231 :: ⇳ ◪ R
	4000 K	↧3680 / ↥4080 lm		
55 W	3000 K	↧3470 / ↥3860 lm	225 R	074-7232 :: ⇳ ◪ R
	4000 K	↧3680 / ↥4080 lm		
55 W	3000 K	↧3470 / ↥3860 lm	445 L	074-7235 :: ⇳ ◪ R
	4000 K	↧3680 / ↥4080 lm		
55 W	3000 K	↧3470 / ↥3860 lm	445 R	074-7236 :: ⇳ ◪ R
	4000 K	↧3680 / ↥4080 lm		
55 W	3000 K	↧3470 / ↥3860 lm	760 L	074-7233 :: ⇳ ◪ R
	4000 K	↧3680 / ↥4080 lm		
55 W	3000 K	↧3470 / ↥3860 lm	760 R	074-7234 :: ⇳ ◪ R
	4000 K	↧3680 / ↥4080 lm		

Order options

MATERIAL COLOUR

white	7
black	8

7 8

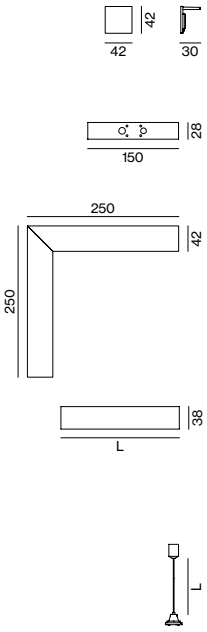

Accessories

END CAPS

TYPE	ORDER CODE
end caps (pair)	074-609001

LINEAR CONNECTOR

TYPE	ORDER CODE
mechanical linear connector suspended	074-609112 0

incl. 1500 mm cable suspension

CORNER CONNECTOR 90°

TYPE	ORDER CODE
corner connector 90°	074-609121

incl. through wire 5 × 1.5 mm²; order two mechanical linear connectors separately

BLIND COVER

TYPE	ORDER CODE
blind cover 250 mm	074-609910
blind cover 500 mm	074-609911

order 1 × blind cover 500 mm for each linear connector and 1 × 250 mm for each end

CABLE SUSPENSION / POWER FEEDER / THROUGH WIRE

TYPE	L (mm)	ORDER CODE
cable suspension	1500	005-215211 0
power feeder 3 × 1.5 mm² (non DIM)	1500	005-221231
power feeder 5 × 1.5 mm² (DALI-2)	1500	005-221241
through wire 3 × 1.5 mm² (non DIM, 10 pieces)		004-90003
through wire 5 × 1.5 mm² (DALI-2, 10 pieces)		004-90005

Arrangement examples

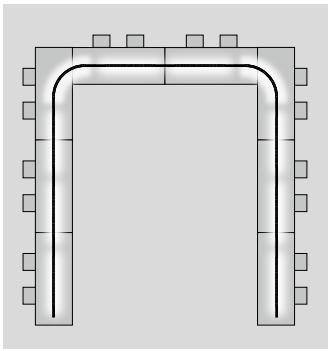

BETO CURVE 90
conference / seminar

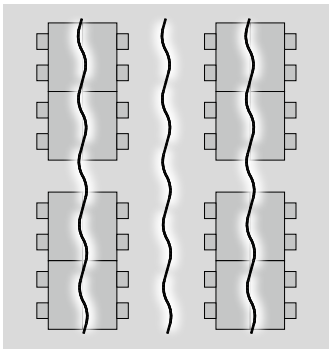

BETO S-LINE 445
office

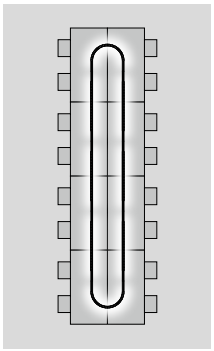

BETO CURVE 180
conference / seminar



BETO S-LINE 760
corridor

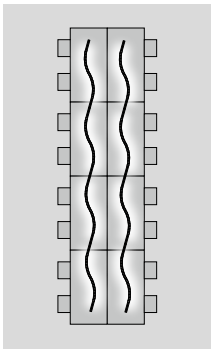

BETO S-LINE 445
conference / seminar

Technical data

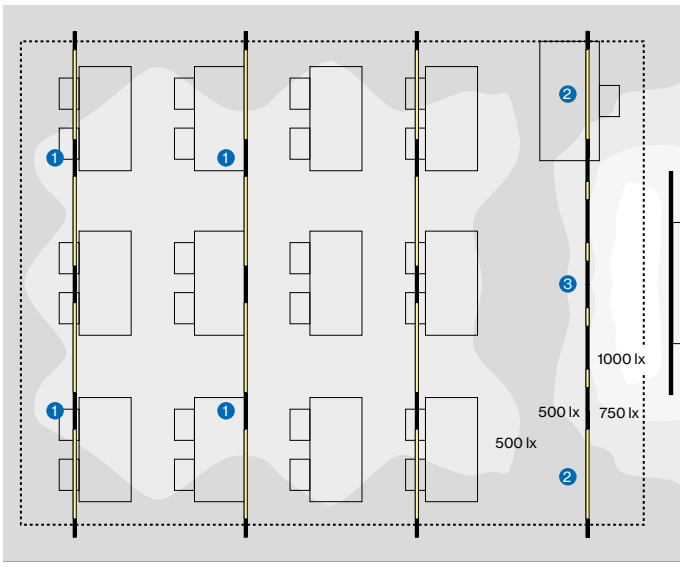



1 **BETO** 3400 ceiling system, 52 W, 4000 K
2 **BETO** 1700 ceiling system, 26 W, 4000 K
3 **BETO** 3400 blackboard ceiling system, 96 W, 4000 K

ROOM VALUES	
Room dimensions	9.5 × 7.5 × 3 m
Reflection factor	0.7 | 0.5 | 0.2
Maintenance factor	0.8
Mounting height	3 m

CALCULATION SURFACE	
Surface dimensions	8.5 × 6.5
Surface height	0.75
Average illuminance (E_m)	> 500 lx
Uniformity (U_0)	> 0.6

GLARE EVALUATION

Table Classification X=4H | Y=8H | S=0.25H	
UGR transversal	≤ 19
UGR axial	≤ 19

Adjust your profile system



BASO

EN Whether for office lighting or profile-based basic lighting, the BASO profile system has proven itself in a variety of ways. The individual and system luminaires are available in two widths and can be installed with or without a trim, as well as surface-mounted or suspended. The system variant easily connects up to four different lengths to form a continuous row of light. The additional corner connector opens further design options. The lighting insets are mounted without tools and meet all current requirements. Wallwashers for homogeneous wall illumination, reflector insets with UGR ≤ 19 for workplace-suitable light and insets with opal or microprismatic covers are available.

DE Ob Office-Beleuchtung oder profilbasierte Grundausleuchtung, das bewährte BASO Profilsystem ist vielseitig einsetzbar. Die Einzel- und Systemleuchten sind in zwei Breiten verfügbar und können mit oder ohne Rand eingebaut sowie angebaut oder abgehängt montiert werden. In der Systemvariante können bis zu vier verschiedene Längen einfach zu einem durchgängigen Lichtband verbunden werden. Der zusätzliche Eckverbinder ermöglicht weitere gestalterische Möglichkeiten. Die Lichteinsätze werden werkzeuglos montiert und erfüllen alle gängigen Anforderungen: Zur Auswahl stehen Wallwasher für homogene Wandaufhellung, Reflektoreinsätze mit UGR ≤ 19 für arbeitsplatztaugliches Licht und Einsätze mit Opal- oder Mikroprismatik-Abdeckung.

Types



Mountings

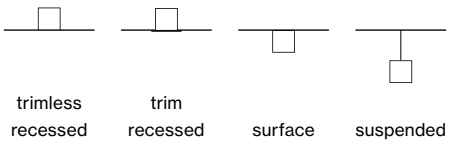

Configurations

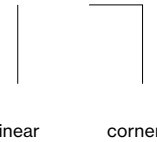

Light distributions

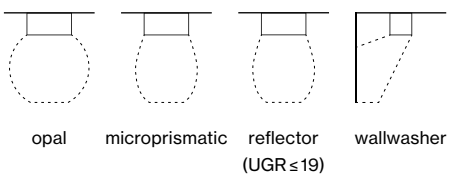

back





Description

EN Luminaire housing made of extruded aluminium; recessed luminaire with trim; suitable for ceiling thickness of 8–20 mm; surface white powder coated; luminaire profile with pre-assembled converter unit can be pre-mounted; light inset can be installed without tools; HPO (High Performance Opal) cover for uniform illumination; or micro prismatic PMMA diffuser incl. diffuser film for homogeneous illumination and reduced luminance; or with specially computed, asymmetrical lens for homogeneous vertical lighting intensity; energy-efficient LEDs with very good colour rendering; binning initial ≤ 3 MacAdam; available in the light colours 3000 K and 4000 K; CRI ≥ 80; min. 90 % of the luminous flux after 50 000 hours; degree of protection IP 20; PC I; photobiological safety according to IEC 62471 risk group 0; optionally non-dimmable or DALI-2 control

DE Leuchtenkörper aus Aluminiumstrangpressprofil; Einbauleuchte mit umlaufendem Rand; geeignet für Deckenstärken von 8–20 mm; Oberfläche weiß pulverbeschichtet; Leuchtenprofil mit vormontierter Konvertereinheit vorab montierbar; Lichteinsatz werkzeuglos montierbar; HPO (High Performance Opal) Abdeckung für homogene Ausleuchtung; oder mikroprismatische PMMA-Abdeckung inkl. Diffusorfolie zur Reduktion der Leuchtdichte bei homogener Ausleuchtung; oder mit speziell berechneter, asymmetrischer Linse für homogene vertikale Beleuchtungsstärken; energieeffiziente LEDs mit sehr guter Farbwiedergabe; Binning initial ≤ 3 MacAdam; lieferbar in den Lichtfarben 3000 K und 4000 K; CRI ≥ 80; min. 90 % des Lichtstromes nach 50 000 h Lebensdauer; Schutzart IP 20; SK I; photobiologische Sicherheit gemäß IEC 62471 Risikogruppe 0; wahlweise nicht dimmbar oder DALI-2 Steuerung

BASO 40

recessed with trim

Quickinfo

3000 K, 4000 K
CRI ≥ 80
L90 @ 50 000 h
up to 7270 lm
non DIM, DALI-2
opal, microprismatic,
asymmetric lens (wallwasher)

Types

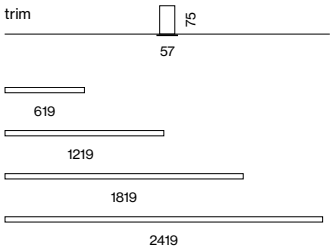

Colour

Light distributions



Order options

COLOUR TEMPERATURE

3000 K	5
4000 K	6

CONTROL

non DIM	1
DALI-2	3

MATERIAL COLOUR

white

LIGHT OPTIC COVER

opal high performance	H
microprismatic	Z
asymmetric lens (wallwasher)	

Options on request

COLOUR RENDERING INDEX

CRI ≥ 90



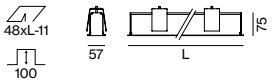

BASO 40 trim

1 ADDR. 220-240V

OPAL HIGH PERFORMANCE / MICROPRISMATIC

SYS. POWER	COLOUR TEMP.	LUM. FLUX	L (mm)	ORDER CODE
14 W	3000 K	1330 lm	619	045-0522 7
	4000 K	1400 lm		
27 W	3000 K	2650 lm	1219	045-0524 7
	4000 K	2810 lm		
41 W	3000 K	3980 lm	1819	045-0526 7
	4000 K	4210 lm		
55 W	3000 K	5310 lm	2419	045-0528 7
	4000 K	5620 lm		

luminous flux opal high performance, -8 % by microprismatic cover



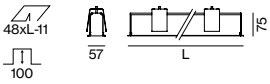

BASO 40 trim

1 ADDR. 220-240V

WALLWASHER

SYS. POWER	COLOUR TEMP.	LUM. FLUX	L (mm)	ORDER CODE
14 W	3000 K	1720 lm	619	045-0522 7 A
	4000 K	1820 lm		
27 W	3000 K	3430 lm	1219	045-0524 7 A
	4000 K	3630 lm		
41 W	3000 K	5150 lm	1819	045-0526 7 A
	4000 K	5450 lm		
54 W	3000 K	6870 lm	2419	045-0528 7 A
	4000 K	7270 lm		

Technical data

BASO 40 trim, wallwasher, 27 W, 3000 K

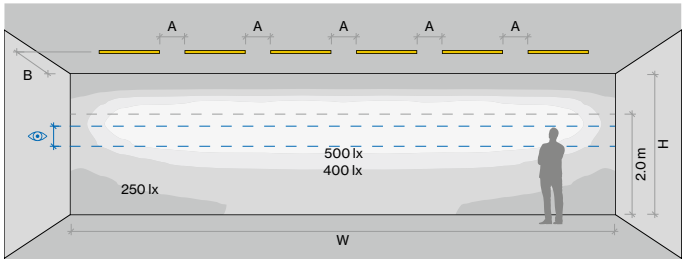

ROOM VALUES

Wall dimensions	H = 2.8 m | W = 10.8 m
Distance to wall	B = 1.3 m
Distance between luminaires	A = 0.5 m
Reflection factor	0.7 | 0.5 | 0.2
Maintenance factor	0.8

CALCULATION SURFACE

Surface dimensions	10.8 × 2.8 m
Surface height	0 – 2.8 m
Eye level	1.35 m – 1.75 m

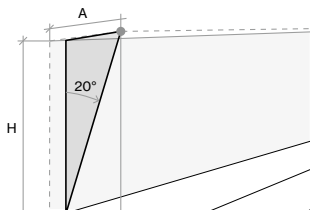

MOUNTING DISTANCE

H (mm)	A (mm)
2750	900
3000	1000
3500	1200

LIGHT DISTRIBUTION

opal high performance

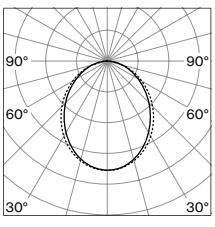

direct

asymmetric

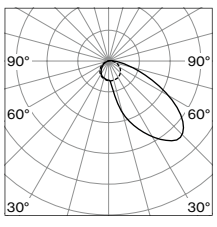

direct



Mounting accessories

CONCRETE INSTALLATION HOUSING

L (mm)	W·H (mm)	ORDER CODE
660	56·86	045-0592010
1260	56·86	045-0594010
1860	56·86	045-0596010
2460	56·86	045-0598010

no use for wall installation (only on request)

back





Description

EN Luminaire housing made of extruded aluminium; recessed luminaire with trim; suitable for ceiling thickness of 8 – 20 mm; surface white powder coated; luminaire profile with pre-assembled converter unit can be pre-mounted; light inset can be installed without tools; light inset made from extruded profile for improved thermal management; high-quality, chromed reflector with faceted design; workplace light suitable for VDUs according to DIN EN 12464-1 (UGR ≤ 19); energy-efficient LEDs with very good colour rendering; binning initial ≤ 3 MacAdam; available in the light colours 3000 K and 4000 K; CRI ≥ 80; min. 90 % of the luminous flux after 50 000 hours; degree of protection IP 20; PC I; optionally non-dimmable or DALI-2 control

DE Leuchtenkörper aus Aluminiumstrangpressprofil; Einbauleuchte mit umlaufendem Rand; geeignet für Deckenstärken von 8 – 20 mm; Oberfläche weiß pulverbeschichtet; Leuchtenprofil mit vormontierter Konvertereinheit vorab montierbar; Lichteinsatz werkzeuglos montierbar; Lichteinsatz aus Strangpressprofil für verbessertes Thermomanagement; hochwertiger, verchromter Reflektor mit Facettenoptik; bildschirmtaugliche Arbeitsplatzleuchte nach DIN EN 12464-1 (UGR ≤ 19); energieeffiziente LEDs mit sehr guter Farbwiedergabe; Binning initial ≤ 3 MacAdam; lieferbar in den Lichtfarben 3000 K und 4000 K; CRI ≥ 80; min. 90 % des Lichtstromes nach 50 000 h Lebensdauer; Schutzart IP 20; SK I; wahlweise nicht dimmbar oder DALI-2 Steuerung

BASO 40 reflector

recessed with trim

Quickinfo

3000 K, 4000 K
CRI ≥ 80
L90 @ 50 000 h
UGR ≤ 19 / 65° ≤ 1500 cd/m²
up to 8730 lm
non DIM, DALI-2
reflector (UGR ≤ 19)

Types

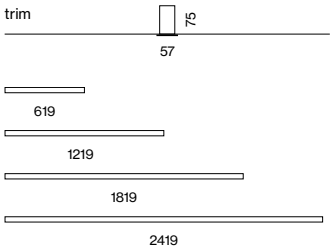

Colour

Light distributions

direct

Order options



COLOUR TEMPERATURE

3000 K	5
4000 K	6

CONTROL

non DIM	1
DALI-2	3

MATERIAL COLOUR

white

LIGHT OPTIC COVER

reflector (UGR ≤ 19)

Options on request

COLOUR RENDERING INDEX

CRI ≥ 90

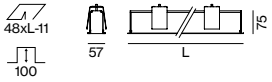

BASO 40 trim



REFLECTOR

SYS. POWER	COLOUR TEMP.	LUM. FLUX	L (mm)	ORDER CODE
20 W	3000 K	2060 lm	619	045-0522 7R
	4000 K	2180 lm		
40 W	3000 K	4120 lm	1219	045-0524 7R
	4000 K	4370 lm		
61 W	3000 K	6190 lm	1819	045-0526 7R
	4000 K	6550 lm		
81 W	3000 K	8250 lm	2419	045-0528 7R
	4000 K	8730 lm		

LIGHT DISTRIBUTION

reflector (UGR ≤ 19)

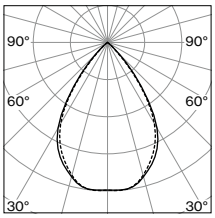

Technical data

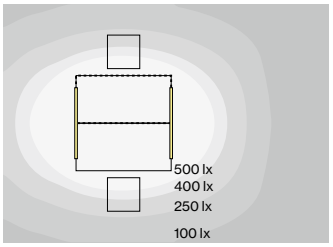



BASO 40 reflector, 40 W, 4000 K

ROOM VALUES

Room dimensions	5.4 × 4 × 2.8 m
Reflection factor	0.7 | 0.5 | 0.2
Maintenance factor	0.8

CALCULATION SURFACE ·····

Surface dimensions	1.6 × 0.8
Surface height	0.75
Average illuminance (E_m)	> 500 lx
Uniformity (U_0)	> 0.6

GLARE EVALUATION

Table Classification X=4H | Y=8H | S=0.25H

UGR transversal	< 19
UGR axial	< 19

≥ 65° ≤ 1500 cd/m²

Mounting accessories



CONCRETE INSTALLATION HOUSING

L (mm)	W·H (mm)	ORDER CODE
660	56·86	045-0592010
1260	56·86	045-0594010
1860	56·86	045-0596010
2460	56·86	045-0598010

no use for wall installation (only on request)

back



Description

EN Luminaire housing from extruded aluminium profile with 38mm wide light exit; recessed luminaire with trim; designed for continuous lighting systems; suitable for ceiling thickness of 8–20 mm; surface white powder coated; luminaire profile with pre-assembled converter unit can be pre-mounted; light inset can be installed without tools; HPO (High Performance Opal) cover for uniform illumination; or micro prismatic PMMA diffuser incl. diffuser film for homogeneous illumination and reduced luminance; or with specially computed, asymmetrical lens for homogeneous vertical lighting intensity; energy-efficient LEDs with very good colour rendering; binning initial ≤ 3 MacAdam; available in the light colours 3000 K and 4000 K; CRI ≥ 80; min. 90 % of the luminous flux after 50 000 hours; degree of protection IP 20; PC I; photobiological safety according to IEC 62471 risk group 0; optionally non-dimmable or DALI-2 control

DE Leuchtenkörper aus Aluminiumstrangpressprofil mit 38mm breitem Lichtaustritt; Einbauleuchte mit umlaufendem Rand; ausgelegt für durchgehende Lichtsysteme; geeignet für Deckenstärken von 8–20 mm; Oberfläche weiß pulverbeschichtet; Leuchtenprofil mit vormontierter Konvertereinheit vorab montierbar; Lichteinsatz werkzeuglos montierbar; HPO (High Performance Opal) Abdeckung für homogene Ausleuchtung; oder mikroprismatische PMMA-Abdeckung inkl. Diffusorfolie zur Reduktion der Leuchtdichte bei homogener Ausleuchtung; oder mit speziell berechneter, asymmetrischer Linse für homogene vertikale Beleuchtungsstärken; energieeffiziente LEDs mit sehr guter Farbwiedergabe; Binning initial ≤ 3 MacAdam; lieferbar in den Lichtfarben 3000 K und 4000 K; CRI ≥ 80; min. 90 % des Lichtstromes nach 50 000 h Lebensdauer; Schutzart IP 20; SK I; photobiologische Sicherheit gemäß IEC 62471 Risikogruppe 0; wahlweise nicht dimmbar oder DALI-2 Steuerung

BASO 40 system

recessed with trim

Quickinfo

3000 K, 4000 K
CRI ≥ 80
L90 @ 50 000 h
up to 3030 lm / m
non DIM, DALI-2
opal, microprismatic,
asymmetric lens (wallwasher)

Types

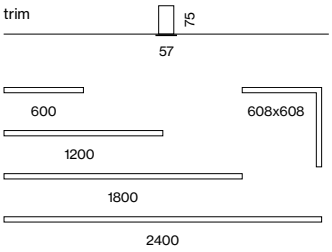

Colour

Light distributions





CONCRETE INSTALLATION HOUSING
520

Order options

COLOUR TEMPERATURE

3000 K	5
4000 K	6

CONTROL

non DIM	1
DALI-2	3

MATERIAL COLOUR

white

LIGHT OPTIC COVER

opal high performance	H
microprismatic	Z
asymmetric lens (wallwasher)	

Options on request

COLOUR RENDERING INDEX

CRI ≥ 90



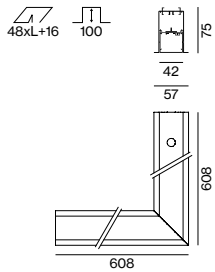

BASO 40 trim



OPAL HIGH PERFORMANCE / MICROPRISMATIC

SYSTEM POWER	L (mm)	ORDER CODE
14 W	600	045-0422 ⁝⁝ ⇕ 7 ◻
27 W	1200	045-0424 ⁝⁝ ⇕ 7 ◻
41 W	1800	045-0426 ⁝⁝ ⇕ 7 ◻
55 W	2400	045-0428 ⁝⁝ ⇕ 7 ◻
69 W	3000	045-0429 ⁝⁝ ⇕ 7 ◻
27 W corner	607x607	045-0461 ⁝⁝ ⇕ 7 ◻
27 W flexible inset (every 150 mm)	750-1200	045-042F ⁝⁝ ⇕ 7 ◻



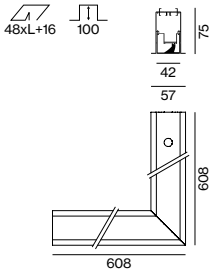

BASO 40 trim



WALLWASHER

SYSTEM POWER	L (mm)	ORDER CODE
14 W	600	045-0422 ⁝⁝ ⇕ 7 A
27 W	1200	045-0424 ⁝⁝ ⇕ 7 A
41 W	1800	045-0426 ⁝⁝ ⇕ 7 A
54 W	2400	045-0428 ⁝⁝ ⇕ 7 A
69 W	3000	045-0429 ⁝⁝ ⇕ 7 A
27 W corner outer beam	607x607	045-0461 ⁝⁝ ⇕ 7 A
27 W corner inner beam	607x607	045-0462 ⁝⁝ ⇕ 7 A
27 W flexible inset (every 150 mm)	750-1200	045-042F ⁝⁝ ⇕ 7 A

COVER	COLOUR TEMP.	SYSTEM POWER	DELIVERED LUMENS	EFFICACY
opal high performance	3000 K	23 W/m	2210 lm/m	98 lm/W
	4000 K		2350 lm/m	104 lm/W
microprismatic	3000 K	23 W/m	2030 lm/m	90 lm/W
	4000 K		2160 lm/m	96 lm/W
asymmetric	3000 K	23 W/m	2870 lm/m	127 lm/W
	4000 K		3030 lm/m	135 lm/W

Accessories

CHANNEL + BLIND COVER

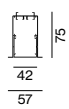

TYPE	L (mm)	ORDER CODE
linear	1200	045-0404007B
linear	2400	045-0408007B
corner connector 90°	607x607	045-0441007B
custom cut	-	E84120 · · · · 7B

END CAPS

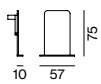

TYPE	ORDER CODE
end caps (pair)	045-0430017

MOUNTING BRACKET 8–20 mm

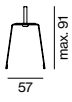

TYPE	ORDER CODE
1 piece	045-0432010
25 pieces	045-0432010.25

No. of brackets required: system length in [m] +1

LINEAR CONNECTOR

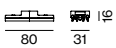

TYPE	ORDER CODE
linear connector (1 piece)	045-0431110
linear connector (10 pieces)	045-0431110.10

THROUGH WIRE

TYPE	ORDER CODE
3 × 1.5 mm² (non DIM, 10 pieces)	004-90003
5 × 1.5 mm² (DALI-2, 10 pieces)	004-90005

LIGHT DISTRIBUTION

opal high performance

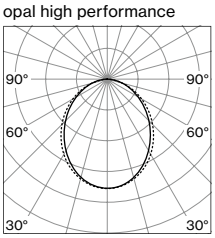

direct

asymmetric

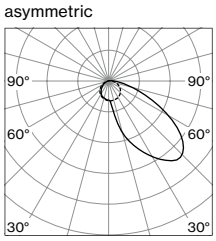

direct

back





Description

EN Luminaire housing made of extruded aluminium; for trimless installation in plasterboard ceilings; special edge design with perforations for better adhesion of filler; suitable for ceiling thickness of 8–20 mm; surface raw; luminaire profile with pre-assembled converter unit can be pre-mounted; light inset can be installed without tools; HPO (High Performance Opal) cover for uniform illumination; or micro prismatic PMMA diffuser incl. diffuser film for homogeneous illumination and reduced luminance; or with specially computed, asymmetrical lens for homogeneous vertical lighting intensity; energy-efficient LEDs with very good colour rendering; binning initial ≤ 3 MacAdam; available in the light colours 3000 K and 4000 K; CRI ≥ 80; min. 90 % of the luminous flux after 50 000 hours; degree of protection IP 20; PC I; photobiological safety according to IEC 62471 risk group 0; optionally non-dimmable or DALI-2 control

DE Leuchtenkörper aus Aluminiumstrangpressprofil; geeignet für den randlosen Einbau in Gipskartondecken; spezielle Randausbildung mit Löchern für bessere Haftung der Spachtelmasse; geeignet für Deckenstärken von 8–20 mm; Oberfläche roh; Leuchtenprofil mit vormontierter Konvertereinheit vorab montierbar; Lichteinsatz werkzeuglos montierbar; HPO (High Performance Opal) Abdeckung für homogene Ausleuchtung; oder mikroprismatische PMMA-Abdeckung inkl. Diffusorfolie zur Reduktion der Leuchtdichte bei homogener Ausleuchtung; oder mit speziell berechneter, asymmetrischer Linse für homogene vertikale Beleuchtungsstärken; energieeffiziente LEDs mit sehr guter Farbwiedergabe; Binning initial ≤ 3 MacAdam; lieferbar in den Lichtfarben 3000 K und 4000 K; CRI ≥ 80; min. 90 % des Lichtstromes nach 50 000 h Lebensdauer; Schutzart IP 20; SK I; photobiologische Sicherheit gemäß IEC 62471 Risikogruppe 0; wahlweise nicht dimmbar oder DALI-2 Steuerung

BASO 40

recessed trimless

Quickinfo

3000 K, 4000 K
CRI ≥ 80
L90 @ 50 000 h
up to 7270 lm
non DIM, DALI-2
opal, microprismatic,
asymmetric lens (wallwasher)

Types

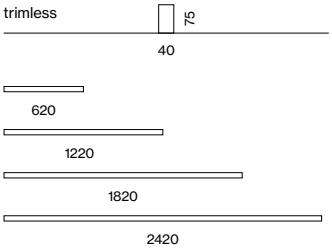

Colour

Light distributions



Order options

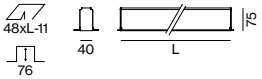

COLOUR TEMPERATURE

3000 K	5
4000 K	6

CONTROL

non DIM	1
DALI-2	3

MATERIAL COLOUR

aluminium raw

LIGHT OPTIC COVER

opal high performance	H
microprismatic	Z
asymmetric lens (wallwasher)	

Options on request

COLOUR RENDERING INDEX

CRI ≥ 90

BASO 40 trimless

1 ADDR. 220-240 V

OPAL HIGH PERFORMANCE / MICROPRISMATIC

SYS. POWER	COLOUR TEMP.	LUM. FLUX	L (mm)	ORDER CODE
14 W	3000 K	1330 lm	620	045-0722 0
	4000 K	1400 lm		
27 W	3000 K	2650 lm	1220	045-0724 0
	4000 K	2810 lm		
41 W	3000 K	3980 lm	1820	045-0726 0
	4000 K	4210 lm		
55 W	3000 K	5310 lm	2420	045-0728 0
	4000 K	5620 lm		

luminous flux opal high performance, -8 % by microprismatic cover

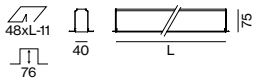

BASO 40 trimless

1 ADDR. 220-240 V

WALLWASHER

SYS. POWER	COLOUR TEMP.	LUM. FLUX	L (mm)	ORDER CODE
14 W	3000 K	1720 lm	620	045-0722 0 A
	4000 K	1820 lm		
27 W	3000 K	3430 lm	1220	045-0724 0 A
	4000 K	3630 lm		
41 W	3000 K	5150 lm	1820	045-0726 0 A
	4000 K	5450 lm		
54 W	3000 K	6870 lm	2420	045-0728 0 A
	4000 K	7270 lm		

Technical data

BASO 40 trimless, wallwasher, 27 W, 3000 K

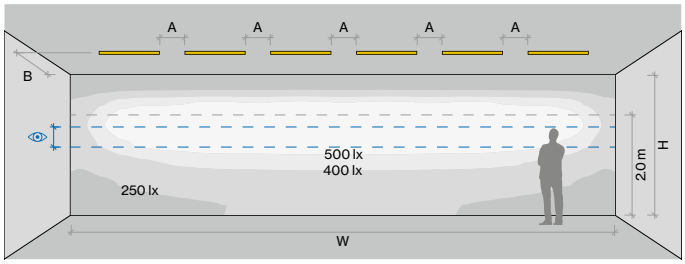

ROOM VALUES	
Wall dimensions	H = 2.8 m | W = 10.8 m
Distance to wall	B = 1.3 m
Distance between luminaires	A = 0.5 m
Reflection factor	0.7 | 0.5 | 0.2
Maintenance factor	0.8

CALCULATION SURFACE	
Surface dimensions	10.8 × 2.8 m
Surface height	0 – 2.8 m
Eye level	1.35 m – 1.75 m

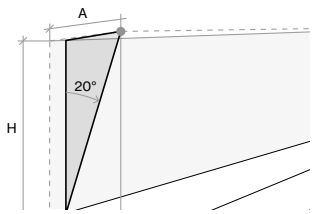

MOUNTING DISTANCE

H (mm)	A (mm)
2750	900
3000	1000
3500	1200

LIGHT DISTRIBUTION

opal high performance

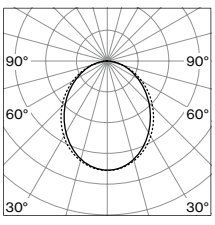

direct

asymmetric

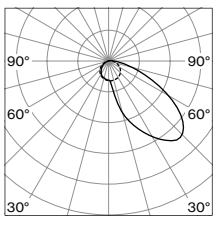

direct



Mounting accessories

CONCRETE INSTALLATION HOUSING

L (mm)	W·H (mm)	ORDER CODE
605	55·86	045-0792010
1205	55·86	045-0794010
1805	55·86	045-0796010
2405	55·86	045-0798010

no use for wall installation (only on request)

back





Description

EN Luminaire housing made of extruded aluminium; for trimless installation in plasterboard ceilings; special edge design with perforations for better adhesion of filler; suitable for ceiling thickness of 8 – 20 mm; surface raw; luminaire profile with pre-assembled converter unit can be pre-mounted; light inset can be installed without tools; light inset made from extruded profile for improved thermal management; high-quality, chromed reflector with faceted design; workplace light suitable for VDUs according to DIN EN 12464-1 (UGR ≤ 19); energy-efficient LEDs with very good colour rendering; binning initial ≤ 3 MacAdam; available in the light colours 3000 K and 4000 K; CRI ≥ 80; min. 90 % of the luminous flux after 50 000 hours; degree of protection IP 20; PC I; optionally non-dimmable or DALI-2 control

DE Leuchtenkörper aus Aluminiumstrangpressprofil; geeignet für den randlosen Einbau in Gipskartondecken; spezielle Randausbildung mit Löchern für bessere Haftung der Spachtelmasse; geeignet für Deckenstärken von 8 – 20 mm; Oberfläche roh; Leuchtenprofil mit vormontierter Konvertereinheit vorab montierbar; Lichteinsatz werkzeuglos montierbar; Lichteinsatz aus Strangpressprofil für verbessertes Thermomanagement; hochwertiger, verchromter Reflektor mit Facettenoptik; bildschirmtaugliche Arbeitsplatzleuchte nach DIN EN 12464-1 (UGR ≤ 19); energieeffiziente LEDs mit sehr guter Farbwiedergabe; Binning initial ≤ 3 MacAdam; lieferbar in den Lichtfarben 3000 K und 4000 K; CRI ≥ 80; min. 90 % des Lichtstromes nach 50 000 h Lebensdauer; Schutzart IP 20; SK I; wahlweise nicht dimmbar oder DALI-2 Steuerung

BASO 40 reflector

recessed trimless

Quickinfo

3000 K, 4000 K
CRI ≥ 80
L90 @ 50 000 h
UGR ≤ 19 / 65° ≤ 1500 cd/m²
up to 8730 lm
non DIM, DALI-2
reflector (UGR ≤ 19)

Types

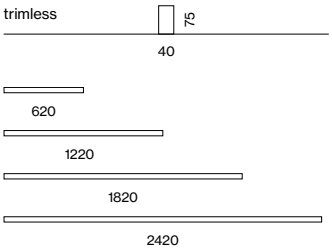

Colour

Light distributions

direct

Order options



COLOUR TEMPERATURE

3000 K	5
4000 K	6

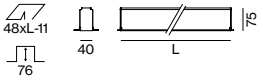

CONTROL

non DIM	1
DALI-2	3

MATERIAL COLOUR

aluminium raw

LIGHT OPTIC COVER

reflector (UGR ≤ 19)

Options on request

COLOUR RENDERING INDEX

CRI ≥ 90

BASO 40 trimless

UGR ≤19 | cd/m² ≤1500 | DALI 1 ADDR. | 220-240V

REFLECTOR

SYS. POWER	COLOUR TEMP.	LUM. FLUX	L (mm)	ORDER CODE
20 W	3000 K	2060 lm	620	045-0722 0R
	4000 K	2180 lm		
40 W	3000 K	4120 lm	1220	045-0724 0R
	4000 K	4370 lm		
61 W	3000 K	6190 lm	1820	045-0726 0R
	4000 K	6550 lm		
81 W	3000 K	8250 lm	2420	045-0728 0R
	4000 K	8730 lm		

LIGHT DISTRIBUTION

reflector (UGR ≤ 19)

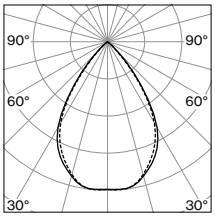

Technical data

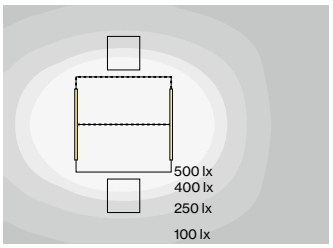



BASO 40 reflector, 40 W, 4000 K

ROOM VALUES

Room dimensions	5.4 × 4 × 2.8 m
Reflection factor	0.7 | 0.5 | 0.2
Maintenance factor	0.8

CALCULATION SURFACE

Surface dimensions	1.6 × 0.8
Surface height	0.75
Average illuminance (E_m)	> 500 lx
Uniformity (U_0)	> 0.6

GLARE EVALUATION

Table Classification X=4H | Y=8H | S=0.25H

UGR transversal	< 19
UGR axial	< 19

≥ 65° ≤ 1500 cd/m²

Mounting accessories



CONCRETE INSTALLATION HOUSING

L (mm)	W·H (mm)	ORDER CODE
660	56·86	045-0792010
1260	56·86	045-0794010
1860	56·86	045-0796010
2460	56·86	045-0798010

no use for wall installation (only on request)

back



Description

EN Luminaire housing from extruded aluminium profile with 38mm wide light exit; for trimless installation in plasterboard ceilings; special edge design with perforations for better adhesion of filler; designed for continuous lighting systems; suitable for ceiling thickness of 8–20 mm; surface raw; luminaire profile with pre-assembled converter unit can be pre-mounted; light inset can be installed without tools; HPO (High Performance Opal) cover for uniform illumination; or micro prismatic PMMA diffuser incl. diffuser film for homogeneous illumination and reduced luminance; or with specially computed, asymmetrical lens for homogeneous vertical lighting intensity; energy-efficient LEDs with very good colour rendering; binning initial ≤ 3 MacAdam; available in the light colours 3000 K and 4000 K; CRI ≥ 80; min. 90 % of the luminous flux after 50 000 hours; degree of protection IP 20; PC I; photobiological safety according to IEC 62471 risk group 0; optionally non-dimmable or DALI-2 control

DE Leuchtenkörper aus Aluminiumstrangpressprofil mit 38mm breitem Lichtaustritt; geeignet für den randlosen Einbau in Gipskartondecken; spezielle Randausbildung mit Löchern für bessere Haftung der Spachtelmasse; ausgelegt für durchgehende Lichtsysteme; geeignet für Deckenstärken von 8–20 mm; Oberfläche roh; Leuchtenprofil mit vormontierter Konvertereinheit vorab montierbar; Lichteinsatz werkzeuglos montierbar; HPO (High Performance Opal) Abdeckung für homogene Ausleuchtung; oder mikroprismatische PMMA-Abdeckung inkl. Diffusorfolie zur Reduktion der Leuchtdichte bei homogener Ausleuchtung; oder mit speziell berechneter, asymmetrischer Linse für homogene vertikale Beleuchtungsstärken; energieeffiziente LEDs mit sehr guter Farbwiedergabe; Binning initial ≤ 3 MacAdam; lieferbar in den Lichtfarben 3000 K und 4000 K; CRI ≥ 80; min. 90 % des Lichtstromes nach 50 000 h Lebensdauer; Schutzart IP 20; SK I; photobiologische Sicherheit gemäß IEC 62471 Risikogruppe 0; wahlweise nicht dimmbar oder DALI-2 Steuerung

BASO 40 system

recessed trimless

Quickinfo

3000 K, 4000 K
CRI ≥ 80
L90 @ 50 000 h
up to 3030 lm / m
non DIM, DALI-2
opal, microprismatic,
asymmetric lens (wallwasher)

Types

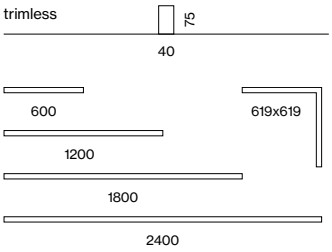

Colour

Light distributions





CONCRETE INSTALLATION HOUSING
520

Order options

COLOUR TEMPERATURE

3000 K	5
4000 K	6

CONTROL

non DIM	1
DALI-2	3

MATERIAL COLOUR

aluminium raw

LIGHT OPTIC COVER

opal high performance	H
microprismatic	Z
asymmetric lens (wallwasher)	

Options on request

COLOUR RENDERING INDEX

CRI ≥ 90

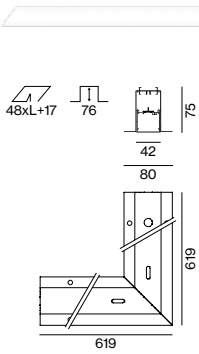

BASO 40 trimless

1 ADDR. 220-240V

OPAL HIGH PERFORMANCE / MICROPRISMATIC

SYSTEM POWER	L (mm)	ORDER CODE
14 W	600	045-0622 0
27 W	1200	045-0624 0
41 W	1800	045-0626 0
55 W	2400	045-0628 0
69 W	3000	045-0629 0
27 W corner	619x619	045-0661 0
27 W flexible inset (every 150 mm)	750-1200	045-062F 0

order luminaire + mounting accessories separately

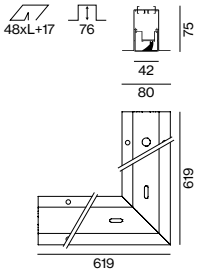

BASO 40 trimless

1 ADDR. 220-240V

WALLWASHER

SYSTEM POWER	L (mm)	ORDER CODE
14 W	600	045-0622 0A
27 W	1200	045-0624 0A
41 W	1800	045-0626 0A
54 W	2400	045-0628 0A
69 W	3000	045-0629 0A
27 W corner outer beam	619x619	045-0661 0A
27 W corner inner beam	619x619	045-0662 0A
27 W flexible inset (every 150 mm)	750-1200	045-062F 0A

order luminaire + mounting accessories separately

COVER	COLOUR TEMP.	SYSTEM POWER	DELIVERED LUMENS	EFFICACY
opal high performance	3000 K	23 W/m	2210 lm/m	98 lm/W
	4000 K		2350 lm/m	104 lm/W
microprismatic	3000 K	23 W/m	2030 lm/m	90 lm/W
	4000 K		2160 lm/m	96 lm/W
asymmetric	3000 K	23 W/m	2870 lm/m	127 lm/W
	4000 K		3030 lm/m	135 lm/W

Accessories

CHANNEL + BLIND COVER

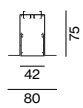

TYPE	L (mm)	ORDER CODE
linear	1200	045-0604007B
linear	2400	045-0608007B
corner connector 90°	619x619	045-0641007B
custom cut	-	E84130 · · · · 7B

END CAPS

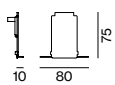

TYPE	ORDER CODE
end caps (pair)	045-0630010

LINEAR CONNECTOR

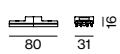

TYPE	ORDER CODE
linear connector (1 piece)	045-0431110
linear connector (10 pieces)	045-0431110.10

THROUGH WIRE

TYPE	ORDER CODE
3 × 1.5 mm² (non DIM, 10 pieces)	004-90003
5 × 1.5 mm² (DALI-2, 10 pieces)	004-90005

LIGHT DISTRIBUTION

opal high performance

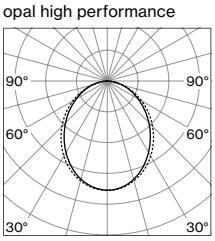

direct

asymmetric

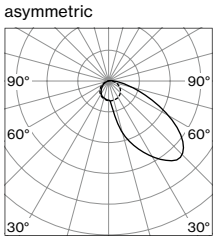

direct

back





Description

EN Luminaire housing from extruded aluminium profile, angular design; no visible screws; surface powder coated in white, grey or black; luminaire profile with pre-assembled converter unit can be pre-mounted; light inset can be installed without tools; HPO (High Performance Opal) cover for uniform illumination; or micro prismatic PMMA diffuser incl. diffuser film for homogeneous illumination and reduced luminance; or with specially computed, asymmetrical lens for homogeneous vertical lighting intensity; energy-efficient LEDs with very good colour rendering; binning initial ≤ 3 MacAdam; available in the light colours 3000 K and 4000 K; CRI ≥ 80; min. 90 % of the luminous flux after 50 000 hours; degree of protection IP 20; PC I; photobiological safety according to IEC 62471 risk group 0; optionally non-dimmable or DALI-2 control

DE Leuchtenkörper aus Aluminiumstrangpressprofil, kantige Ausführung; keine sichtbaren Schrauben; Oberfläche weiß, grau oder schwarz pulverbeschichtet; Leuchtenprofil mit vormontierter Konvertereinheit vorab montierbar; Lichteinsatz werkzeuglos montierbar; HPO (High Performance Opal) Abdeckung für homogene Ausleuchtung; oder mikroprismatische PMMA-Abdeckung inkl. Diffusorfolie zur Reduktion der Leuchtdichte bei homogener Ausleuchtung; oder mit speziell berechneter, asymmetrischer Linse für homogene vertikale Beleuchtungsstärken; energieeffiziente LEDs mit sehr guter Farbwiedergabe; Binning initial ≤ 3 MacAdam; lieferbar in den Lichtfarben 3000 K und 4000 K; CRI ≥ 80; min. 90 % des Lichtstromes nach 50 000 h Lebensdauer; Schutzart IP 20; SK I; photobiologische Sicherheit gemäß IEC 62471 Risikogruppe 0; wahlweise nicht dimmbar oder DALI-2 Steuerung

BASO 40

surface

Quickinfo

3000 K, 4000 K
CRI ≥ 80
L90 @ 50 000 h
up to 7270 lm
non DIM, DALI-2
opal, microprismatic,
asymmetric lens (wallwasher)

Types

surface

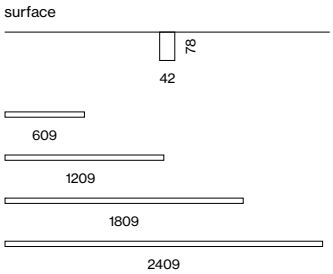

Colours



Light distributions



Order options

COLOUR TEMPERATURE

3000 K	5
4000 K	6

CONTROL

non DIM	1
DALI-2	3

MATERIAL COLOUR

white	7
grey	G
black	8

7 G 8

LIGHT OPTIC COVER

opal high performance	H
microprismatic	Z
asymmetric lens (wallwasher)	

Options on request

COLOUR RENDERING INDEX

CRI ≥ 90

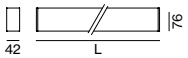

BASO 40 surface



OPAL HIGH PERFORMANCE / MICROPRISMATIC

SYS. POWER	COLOUR TEMP.	LUM. FLUX	L (mm)	ORDER CODE
14 W	3000 K	1330 lm	609	045-1122
	4000 K	1400 lm		
27 W	3000 K	2650 lm	1209	045-1124
	4000 K	2810 lm		
41 W	3000 K	3980 lm	1809	045-1126
	4000 K	4210 lm		
55 W	3000 K	5310 lm	2409	045-1128
	4000 K	5620 lm		

luminous flux opal high performance, -8 % by microprismatic cover

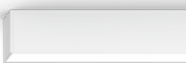



WALLWASHER

SYS. POWER	COLOUR TEMP.	LUM. FLUX	L (mm)	ORDER CODE
14 W	3000 K	1720 lm	609	045-1122 A
	4000 K	1820 lm		
27 W	3000 K	3430 lm	1209	045-1124 A
	4000 K	3630 lm		
41 W	3000 K	5150 lm	1809	045-1126 A
	4000 K	5450 lm		
54 W	3000 K	6870 lm	2409	045-1128 A
	4000 K	7270 lm		

Technical data

BASO 40 surface, wallwasher, 27 W, 3000 K

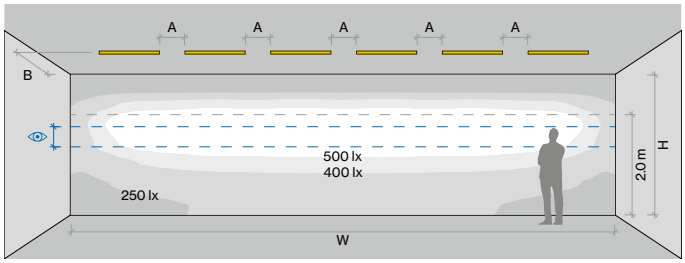

ROOM VALUES	
Wall dimensions	H = 2.8 m | W = 10.8 m
Distance to wall	B = 1.3 m
Distance between Luminaires	0.5 m
Reflection factor	0.7 | 0.5 | 0.2
Maintenance factor	0.8

CALCULATION SURFACE	
Surface dimensions	10.8 × 2.8 m
Surface height	0 – 2.8 m
Eye level	1.35 m – 1.75 m

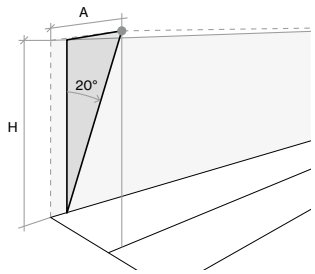

MOUNTING DISTANCE

H (mm)	A (mm)
2750	900
3000	1000
3500	1200

LIGHT DISTRIBUTION

opal high performance

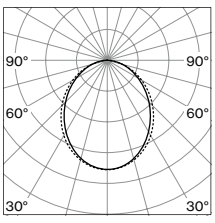

direct

asymmetric

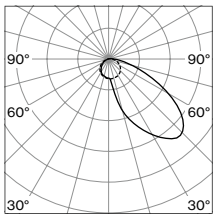

direct

back





Description

EN Luminaire housing from extruded aluminium profile, angular design; no visible screws; surface powder coated in white, grey or black; luminaire profile with pre-assembled converter unit can be pre-mounted; light inset can be installed without tools; light inset made from extruded profile for improved thermal management; high-quality, chromed reflector with faceted design; workplace light suitable for VDUs according to DIN EN 12464-1 (UGR ≤ 19); energy-efficient LEDs with very good colour rendering; binning initial ≤ 3 MacAdam; available in the light colours 3000 K and 4000 K; CRI ≥ 80; min. 80 % of the luminous flux after 50 000 hours; degree of protection IP 20; PC I; optionally non-dimmable or DALI-2 control

DE Leuchtenkörper aus Aluminiumstrangpressprofil, kantige Ausführung; keine sichtbaren Schrauben; Oberfläche weiß, grau oder schwarz pulverbeschichtet; Leuchtenprofil mit vormontierter Konvertereinheit vorab montierbar; Lichteinsatz werkzeuglos montierbar; Lichteinsatz aus Strangpressprofil für verbessertes Thermomanagement; hochwertiger, verchromter Reflektor mit Facettenoptik; bildschirmtaugliche Arbeitsplatzleuchte nach DIN EN 12464-1 (UGR ≤ 19); energieeffiziente LEDs mit sehr guter Farbwiedergabe; Binning initial ≤ 3 MacAdam; lieferbar in den Lichtfarben 3000 K und 4000 K; CRI ≥ 80; min. 90 % des Lichtstromes nach 50 000 h Lebensdauer; Schutzart IP 20; SK I; wahlweise nicht dimmbar oder DALI-2 Steuerung

BASO 40 reflector

surface

Quickinfo

3000 K, 4000 K
CRI ≥ 80
L90 @ 50 000 h
UGR ≤ 19 / 65° ≤ 1500 cd/m²
up to 8730 lm
non DIM, DALI-2
reflector (UGR ≤ 19)

Types

surface

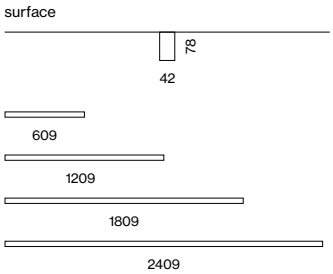

Colours

Light distributions

direct

Order options

COLOUR TEMPERATURE

3000 K	5
4000 K	6

CONTROL

non DIM	1
DALI-2	3

MATERIAL COLOUR

white	7
grey	G
black	8

7 G 8

LIGHT OPTIC COVER

reflector (UGR ≤ 19)

Options on request

COLOUR RENDERING INDEX

CRI ≥ 90



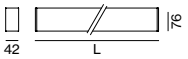

BASO 40 surface

UGR ≤19 | cd/m² ≤1500 | DALI 1 ADDR. | 220-240V

REFLECTOR

SYS. POWER	COLOUR TEMP.	LUM. FLUX	L (mm)	ORDER CODE
20 W	3000 K	2060 lm	609	0 4 5 - 1 1 2 2 :: ◪ R
	4000 K	2180 lm		
40 W	3000 K	4120 lm	1209	0 4 5 - 1 1 2 4 :: ◪ R
	4000 K	4370 lm		
61 W	3000 K	6190 lm	1809	0 4 5 - 1 1 2 6 :: ◪ R
	4000 K	6550 lm		
81 W	3000 K	8250 lm	2409	0 4 5 - 1 1 2 8 :: ◪ R
	4000 K	8730 lm		

LIGHT DISTRIBUTION

reflector (UGR ≤ 19)

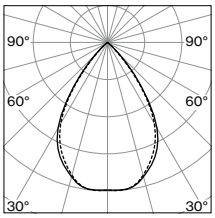

Technical data

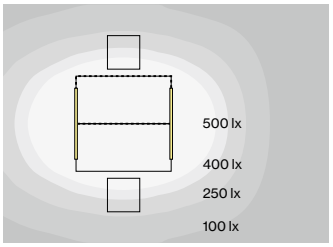



BASO 40 reflector, 40 W, 4000 K

ROOM VALUES

Room dimensions	5.4 × 4 × 2.8 m
Reflection factor	0.7 | 0.5 | 0.2
Maintenance factor	0.8

CALCULATION SURFACE ·····

Surface dimensions	1.6 × 0.8
Surface height	0.75
Average illuminance (E_m)	> 500 lx
Uniformity (U_0)	> 0.6

GLARE EVALUATION

Table Classification X=4H | Y=8H | S=0.25H

UGR transversal	< 19
UGR axial	< 19

≥ 65° ≤ 1500 cd/m²

back

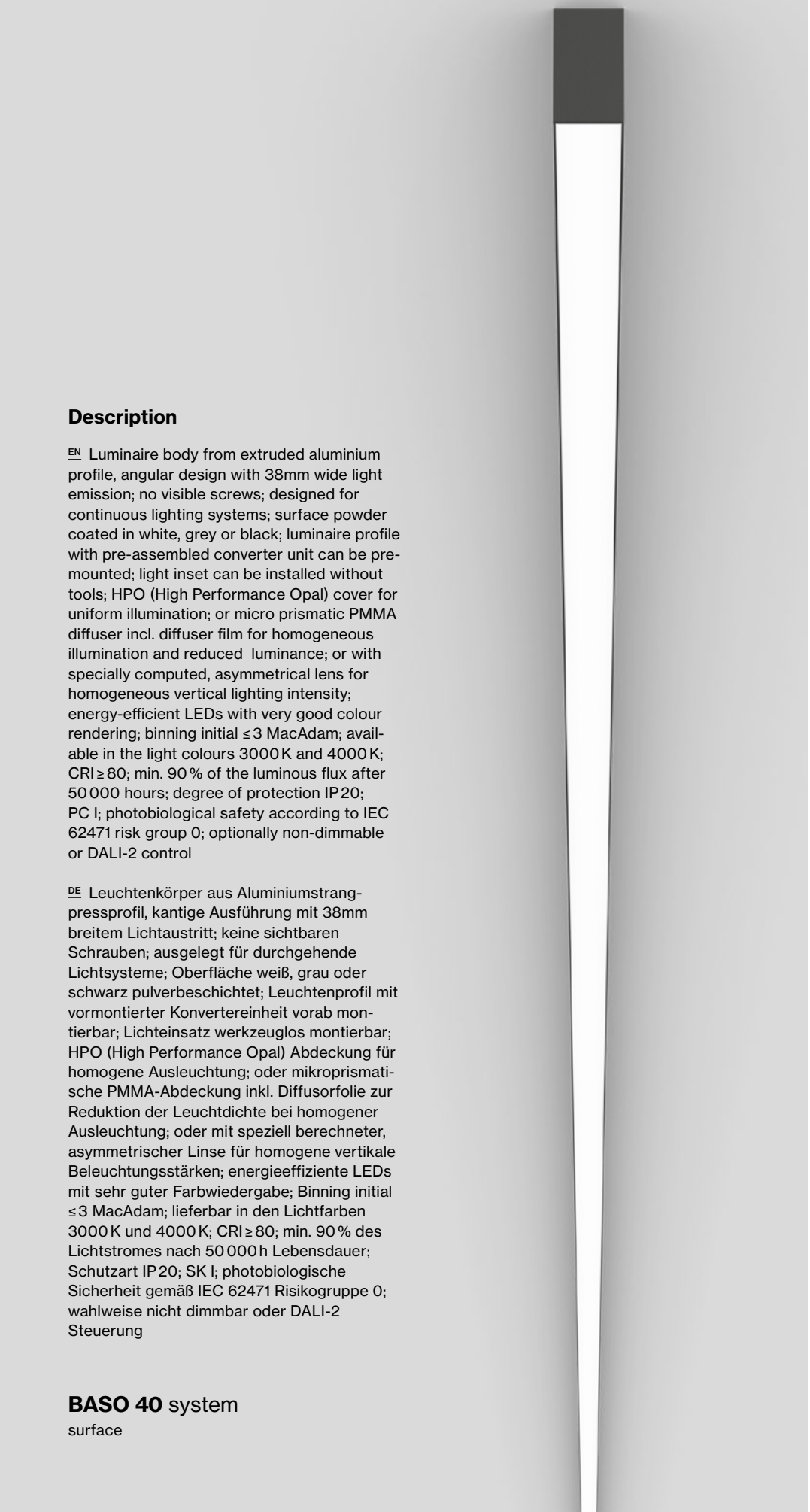

Description

EN Luminaire body from extruded aluminium profile, angular design with 38mm wide light emission; no visible screws; designed for continuous lighting systems; surface powder coated in white, grey or black; luminaire profile with pre-assembled converter unit can be pre-mounted; light inset can be installed without tools; HPO (High Performance Opal) cover for uniform illumination; or micro prismatic PMMA diffuser incl. diffuser film for homogeneous illumination and reduced luminance; or with specially computed, asymmetrical lens for homogeneous vertical lighting intensity; energy-efficient LEDs with very good colour rendering; binning initial ≤ 3 MacAdam; available in the light colours 3000 K and 4000 K; CRI ≥ 80; min. 90 % of the luminous flux after 50 000 hours; degree of protection IP 20; PC I; photobiological safety according to IEC 62471 risk group 0; optionally non-dimmable or DALI-2 control

DE Leuchtenkörper aus Aluminiumstrang-pressprofil, kantige Ausführung mit 38mm breitem Lichtaustritt; keine sichtbaren Schrauben; ausgelegt für durchgehende Lichtsysteme; Oberfläche weiß, grau oder schwarz pulverbeschichtet; Leuchtenprofil mit vormontierter Konvertereinheit vorab montierbar; Lichteinsatz werkzeuglos montierbar; HPO (High Performance Opal) Abdeckung für homogene Ausleuchtung; oder mikroprismatische PMMA-Abdeckung inkl. Diffusorfolie zur Reduktion der Leuchtdichte bei homogener Ausleuchtung; oder mit speziell berechneter, asymmetrischer Linse für homogene vertikale Beleuchtungsstärken; energieeffiziente LEDs mit sehr guter Farbwiedergabe; Binning initial ≤ 3 MacAdam; lieferbar in den Lichtfarben 3000 K und 4000 K; CRI ≥ 80; min. 90 % des Lichtstromes nach 50 000 h Lebensdauer; Schutzart IP 20; SK I; photobiologische Sicherheit gemäß IEC 62471 Risikogruppe 0; wahlweise nicht dimmbar oder DALI-2 Steuerung

BASO 40 system
surface

Quickinfo

3000 K, 4000 K
CRI ≥ 80
L90 @ 50 000 h
up to 3030 lm / m
non DIM, DALI-2
opal, microprismatic,
asymmetric lens (wallwasher)

Types

surface

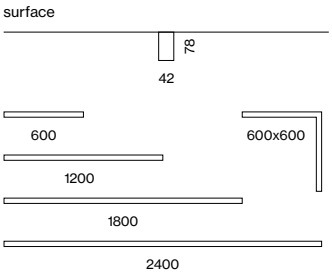

Colours

Light distributions

direct asym.



CONCRETE INSTALLATION HOUSING
520

Order options

COLOUR TEMPERATURE

3000 K	5
4000 K	6

CONTROL

non DIM	1
DALI-2	3

MATERIAL COLOUR

white	7
grey	G
black	8

7 G 8

LIGHT OPTIC COVER

opal high performance	H
microprismatic	Z
asymmetric lens (wallwasher)	

Options on request

COLOUR RENDERING INDEX

CRI ≥ 90



BASO 40 surface



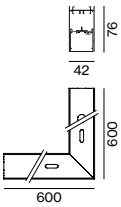

OPAL HIGH PERFORMANCE / MICROPRISMATIC

SYSTEM POWER	L (mm)	ORDER CODE
14 W	600	045-1022
27 W	1200	045-1024
41 W	1800	045-1026
55 W	2400	045-1028
69 W	3000	045-1029
27 W corner	600x600	045-1061
27 W flexible inset (every 150 mm)	750-1200	045-102F

order luminaire + mounting accessories separately

BASO 40 surface



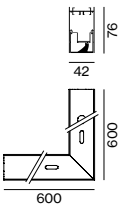

WALLWASHER

SYSTEM POWER	L (mm)	ORDER CODE
14 W	600	045-1022 A
27 W	1200	045-1024 A
41 W	1800	045-1026 A
54 W	2400	045-1028 A
69 W	3000	045-1029 A
27 W corner outer beam	600x600	045-1061 A
27 W corner inner beam	600x600	045-1062 A
27 W flexible inset (every 150 mm)	750-1200	045-102F A

order luminaire + mounting accessories separately

COVER	COLOUR TEMP.	SYSTEM POWER	DELIVERED LUMENS	EFFICACY
opal high performance	3000 K	23 W/m	2210 lm/m	98 lm/W
	4000 K		2350 lm/m	104 lm/W
microprismatic	3000 K	23 W/m	2030 lm/m	90 lm/W
	4000 K		2160 lm/m	96 lm/W
asymmetric	3000 K	23 W/m	2870 lm/m	127 lm/W
	4000 K		3030 lm/m	135 lm/W

Accessories



CHANNEL + BLIND COVER

TYPE	L (mm)	ORDER CODE
linear	1200	045-100400 B
linear	2400	045-100800 B
corner connector 90°	600x600	045-104100 B
custom cut	-	E84140 .... B



END CAPS

TYPE	ORDER CODE
end caps (pair)	045-103001

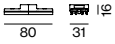

LINEAR CONNECTOR

TYPE	ORDER CODE
linear connector (1 piece)	045-0431110
linear connector (10 pieces)	045-0431110.10

THROUGH WIRE

TYPE	ORDER CODE
3 × 1.5 mm² (non DIM, 10 pieces)	004-90003
5 × 1.5 mm² (DALI-2, 10 pieces)	004-90005

LIGHT DISTRIBUTION

opal high performance

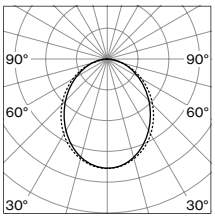

direct

asymmetric

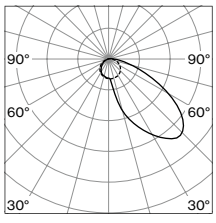

direct

back



Description

EN Luminaire housing from extruded aluminium profile, angular design; no visible screws; surface powder coated in white, grey or black; luminaire profile with pre-assembled converter unit can be pre-mounted; light inset can be installed without tools; suspended luminaire with 1500 mm cable suspension; with integrated tool-less suspension height adjustment; freely positioned attachment to the luminaire ; incl. transparent feed; HPO (High Performance Opal) cover for uniform illumination; or micro prismatic PMMA diffuser incl. diffuser film for homogeneous illumination and reduced luminance; or with specially computed, asymmetrical lens for homogeneous vertical lighting intensity; energy-efficient LEDs with very good colour rendering; binning initial ≤ 3 MacAdam; available in the light colours 3000 K and 4000 K; CRI ≥ 80; min. 90 % of the luminous flux after 50 000 hours; degree of protection IP 20; PC I; photobiological safety according to IEC 62471 risk group 0; optionally non-dimmable or DALI-2 control

DE Leuchtenkörper aus Aluminiumstrangpressprofil, kantige Ausführung; keine sichtbaren Schrauben; Oberfläche weiß, grau oder schwarz pulverbeschichtet; Leuchtenprofil mit vormontierter Konvertereinheit vorab montierbar; Lichteinsatz werkzeuglos montierbar; Pendelleuchte mit 1500 mm Seilabhängung; werkzeuglose Höhenverstellung an der Leuchte; Befestigung an der Leuchte frei positionierbar; inkl. transparenter Einspeiseleitung; HPO (High Performance Opal) Abdeckung für homogene Ausleuchtung; oder mikroprismatische PMMA-Abdeckung inkl. Diffusorfolie zur Reduktion der Leuchtdichte bei homogener Ausleuchtung; oder mit speziell berechneter, asymmetrischer Linse für homogene vertikale Beleuchtungsstärken; energieeffiziente LEDs mit sehr guter Farbwiedergabe; Binning initial ≤ 3 MacAdam; lieferbar in den Lichtfarben 3000 K und 4000 K; CRI ≥ 80; min. 90 % des Lichtstromes nach 50 000 h Lebensdauer; Schutzart IP 20; SK I; photobiologische Sicherheit gemäß IEC 62471 Risikogruppe 0; wahlweise nicht dimmbar oder DALI-2 Steuerung

BASO 40

suspended

Quickinfo

3000 K, 4000 K
CRI ≥ 80
L90 @ 50 000 h
up to 7270 lm
non DIM, DALI-2
opal, microprismatic,
asymmetric lens (wallwasher)

Types

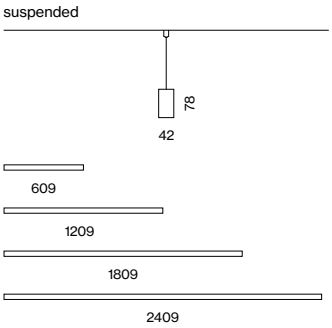

Colours



Light distributions



Order options

COLOUR TEMPERATURE

3000 K	5
4000 K	6

CONTROL

non DIM	1
DALI-2	3

MATERIAL COLOUR

white	7
grey	G
black	8

7 G 8

LIGHT OPTIC COVER

opal high performance	H
microprismatic	Z
asymmetric lens (wallwasher)	

Options on request

COLOUR RENDERING INDEX

CRI ≥ 90

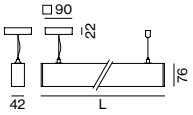

BASO 40 suspended

1 ADDR. 220-240 V

OPAL HIGH PERFORMANCE / MICROPRISMATIC

SYS. POWER	COLOUR TEMP.	LUM. FLUX	L (mm)	ORDER CODE
14 W	3000 K	1330 lm	609	045-1222
	4000 K	1400 lm		
27 W	3000 K	2650 lm	1209	045-1224
	4000 K	2810 lm		
41 W	3000 K	3980 lm	1809	045-1226
	4000 K	4210 lm		
55 W	3000 K	5310 lm	2409	045-1228
	4000 K	5620 lm		

luminous flux opal high performance, -8 % by microprismatic cover

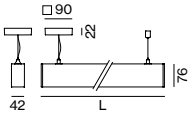

1 ADDR. 220-240 V

WALLWASHER

SYS. POWER	COLOUR TEMP.	LUM. FLUX	L (mm)	ORDER CODE
14 W	3000 K	1720 lm	609	045-1222 A
	4000 K	1820 lm		
27 W	3000 K	3430 lm	1209	045-1224 A
	4000 K	3630 lm		
41 W	3000 K	5150 lm	1809	045-1226 A
	4000 K	5450 lm		
54 W	3000 K	6870 lm	2409	045-1228 A
	4000 K	7270 lm		

Technical data

BASO 40 suspended, wallwasher, 27 W, 3000 K

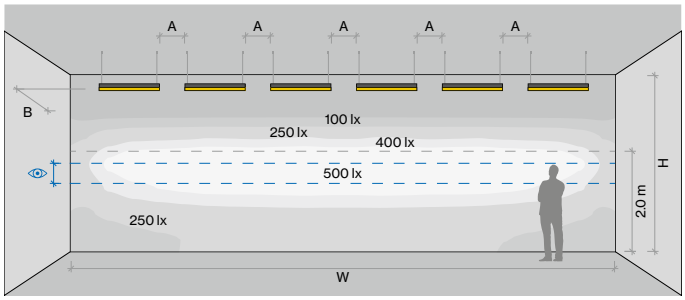

ROOM VALUES

Wall dimensions	H = 2.8 m | W = 10.8 m
Distance to wall	B = 1.3 m
Distance between Luminaires	0.5 m
Suspension height	2.8 m
Reflection factor	0.7 | 0.5 | 0.2
Maintenance factor	0.8

CALCULATION SURFACE

Surface dimensions	10.8 × 3.5 m
Surface height	0 – 3.5 m
Eye level	1.35 m – 1.75 m

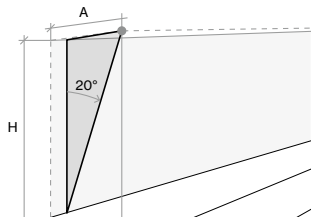

MOUNTING DISTANCE

H (mm)	A (mm)
2750	900
3000	1000
3500	1200

LIGHT DISTRIBUTION

opal high performance

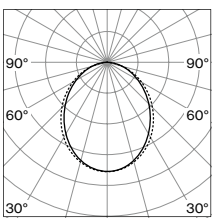

direct

asymmetric

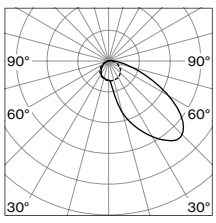

direct

back



Description

EN Luminaire housing from extruded aluminium profile, angular design; no visible screws; surface powder coated in white, grey or black; luminaire profile with pre-assembled converter unit can be pre-mounted; light inset can be installed without tools; suspended luminaire with 1500mm cable suspension; with integrated tool-less suspension height adjustment; freely positioned attachment to the luminaire; incl. transparent feed; light inset made from extruded profile for improved thermal management; high-quality, chromed reflector with faceted design; workplace luminaire suitable for VDUs according to DIN EN 12464-1 (UGR ≤ 19); energy-efficient LEDs with very good colour rendering; binning initial ≤ 3 MacAdam; available in the light colours 3000 K and 4000 K; CRI ≥ 80; min. 90 % of the luminous flux after 50 000 hours; degree of protection IP 20; PC I; optionally non-dimmable or DALI-2 control

DE Leuchtenkörper aus Aluminiumstrangpressprofil, kantige Ausführung; keine sichtbaren Schrauben; Oberfläche weiß, grau oder schwarz pulverbeschichtet; Leuchtenprofil mit vormontierter Konvertereinheit vorab montierbar; Lichteinsatz werkzeuglos montierbar; Pendelleuchte mit 1500mm Seilabhängung; werkzeuglose Höhenverstellung an der Leuchte; Befestigung an der Leuchte frei positionierbar; inkl. transparenter Einspeiseleitung; Lichteinsatz aus Strangpressprofil für verbessertes Thermomanagement; hochwertiger, verchromter Reflektor mit Facettenoptik; bildschirmtaugliche Arbeitsplatzleuchte nach DIN EN 12464-1 (UGR ≤ 19); energieeffiziente LEDs mit sehr guter Farbwiedergabe; Binning initial ≤ 3 MacAdam; lieferbar in den Lichtfarben 3000 K und 4000 K; CRI ≥ 80; min. 90% des Lichtstromes nach 50000h Lebensdauer; Schutzart IP 20; SK I; wahlweise nicht dimmbar oder DALI-2 Steuerung

BASO 40 reflector

suspended

Quickinfo

3000 K, 4000 K
CRI ≥ 80
L90 @ 50 000 h
UGR ≤ 19 / 65° ≤ 1500 cd/m²
up to 8730 lm
non DIM, DALI-2
reflector (UGR ≤ 19)

Types

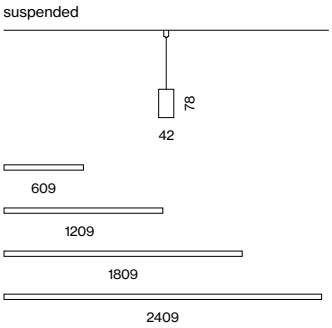

Colours



Light distributions



Order options

COLOUR TEMPERATURE

3000 K	5
4000 K	6

CONTROL

non DIM	1
DALI-2	3

MATERIAL COLOUR

white	7
grey	G
black	8

7 G 8

LIGHT OPTIC COVER

reflector (UGR ≤ 19)

Options on request

COLOUR RENDERING INDEX

CRI ≥ 90



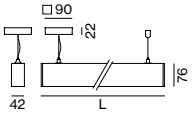

BASO 40 suspended

UGR ≤19 | cd/m² ≤1500 | DALI 1 ADDR. | 220-240V

REFLECTOR

SYS. POWER	COLOUR TEMP.	LUM. FLUX	L (mm)	ORDER CODE
20 W	3000 K	2060 lm	609	0 4 5 - 1 2 2 2 R
	4000 K	2180 lm		
40 W	3000 K	4120 lm	1209	0 4 5 - 1 2 2 4 R
	4000 K	4370 lm		
61 W	3000 K	6190 lm	1809	0 4 5 - 1 2 2 6 R
	4000 K	6550 lm		
81 W	3000 K	8250 lm	2409	0 4 5 - 1 2 2 8 R
	4000 K	8730 lm		

LIGHT DISTRIBUTION

reflector (UGR ≤ 19)

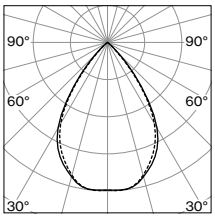

Technical data

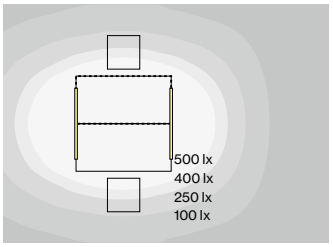



BASO 40 reflector, 40 W, 4000 K

ROOM VALUES

Room dimensions	5.4 × 4 × 2.8 m
Reflection factor	0.7 | 0.5 | 0.2
Maintenance factor	0.8
Mounting height	2.25 m

CALCULATION SURFACE

Surface dimensions	1.6 × 0.8
Surface height	0.75
Average illuminance (E_m)	> 500 lx
Uniformity (U_0)	> 0.6

GLARE EVALUATION

Table Classification X=4H | Y=8H | S=0.25H

UGR transversal	< 19
UGR axial	< 19

≥ 65° ≤ 1500 cd/m²

back



Description

EN Luminaire body from extruded aluminium profile, angular design with 38mm wide light emission; no visible screws; designed for continuous lighting systems; surface powder coated in white, grey or black; luminaire profile with pre-assembled converter unit can be pre-mounted; light inset can be installed without tools; suspended luminaire with 1500 mm cable suspension; with integrated tool-less suspension height adjustment; freely positioned attachment to the luminaire ; incl. transparent feed; HPO (High Performance Opal) cover for uniform illumination; or micro prismatic PMMA diffuser incl. diffuser film for homogeneous illumination and reduced luminance; or with specially computed, asymmetrical lens for homogeneous vertical lighting intensity; energy-efficient LEDs with very good colour rendering; binning initial ≤ 3 MacAdam; available in the light colours 3000 K and 4000 K; CRI ≥ 80; min. 90 % of the luminous flux after 50 000 hours; degree of protection IP 20; PC I; photobiological safety according to IEC 62471 risk group 0; optionally non-dimmable or DALI-2 control

DE Leuchtenkörper aus Aluminiumstrangpressprofil, kantige Ausführung mit 38mm breitem Lichtaustritt; keine sichtbaren Schrauben; ausgelegt für durchgehende Lichtsysteme; Oberfläche weiß, grau oder schwarz pulverbeschichtet; Leuchtenprofil mit vormontierter Konvertereinheit vorab montierbar; Lichteinsatz werkzeuglos montierbar; Pendelleuchte mit 1500 mm Seilabhängung; werkzeuglose Höhenverstellung an der Leuchte; Befestigung an der Leuchte frei positionierbar; inkl. transparenter Einspeiseleitung; HPO (High Performance Opal) Abdeckung für homogene Ausleuchtung; oder mikroprismatische PMMA-Abdeckung inkl. Diffusorfolie zur Reduktion der Leuchtdichte bei homogener Ausleuchtung; oder mit speziell berechneter, asymmetrischer Linse für homogene vertikale Beleuchtungsstärken; energieeffiziente LEDs mit sehr guter Farbwiedergabe; Binning initial ≤ 3 MacAdam; lieferbar in den Lichtfarben 3000 K und 4000 K; CRI ≥ 80; min. 90 % des Lichtstromes nach 50 000 h Lebensdauer; Schutzart IP 20; SK I; photobiologische Sicherheit gemäß IEC 62471 Risikogruppe 0; wahlweise nicht dimmbar oder DALI-2 Steuerung

BASO 40 system

suspended

Quickinfo

3000 K, 4000 K
CRI ≥ 80
L90 @ 50 000 h
up to 3030 lm / m
non DIM, DALI-2
opal, microprismatic,
asymmetric lens (wallwasher)

Types

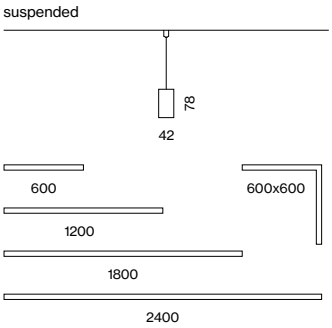

Colours



Light distributions



Order options

COLOUR TEMPERATURE

3000 K	5
4000 K	6

CONTROL

non DIM	1
DALI-2	3

MATERIAL COLOUR

white	7
grey	G
black	8

7 G 8

LIGHT OPTIC COVER

opal high performance	H
microprismatic	Z
asymmetric lens (wallwasher)	

Options on request

COLOUR RENDERING INDEX

CRI ≥ 90

BASO 40 suspended

1 ADDR. 220-240 V

OPAL HIGH PERFORMANCE / MICROPRISMATIC

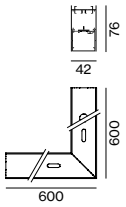

SYSTEM POWER	L (mm)	ORDER CODE
14 W	600	045-1022
27 W	1200	045-1024
41 W	1800	045-1026
55 W	2400	045-1028
69 W	3000	045-1029
27 W corner	600x600	045-1061
27 W flexible inset (every 150 mm)	750-1200	045-102F

1 ADDR. 220-240 V

WALLWASHER

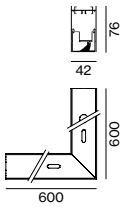

SYSTEM POWER	L (mm)	ORDER CODE
14 W	600	045-1022A
27 W	1200	045-1024A
41 W	1800	045-1026A
54 W	2400	045-1028A
69 W	3000	045-1029A
27 W corner outer beam	600x600	045-1061A
27 W corner inner beam	600x600	045-1062A
27 W flexible inset (every 150 mm)	750-1200	045-102FA

COVER	COLOUR TEMP.	SYSTEM POWER	DELIVERED LUMENS	EFFICACY
opal high performance	3000 K	23 W/m	2210 lm/m	98 lm/W
	4000 K		2350 lm/m	104 lm/W
microprismatic	3000 K	23 W/m	2030 lm/m	90 lm/W
	4000 K		2160 lm/m	96 lm/W
asymmetric	3000 K	23 W/m	2870 lm/m	127 lm/W
	4000 K		3030 lm/m	135 lm/W

Accessories

CHANNEL + BLIND COVER



TYPE	L (mm)	ORDER CODE
linear	1200	045-100400B
linear	2400	045-100800B
corner connector 90°	600x600	045-104100B
custom cut	-	E84140 · · · · B

END CAPS



TYPE	ORDER CODE
end caps (pair)	045-103001

LINEAR CONNECTOR

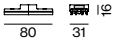

TYPE	ORDER CODE
linear connector (1 piece)	045-0431110
linear connector (10 pieces)	045-0431110.10

CABLE SUSPENSION / POWER FEEDER

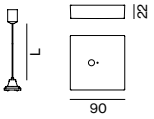

TYPE	L (mm)	ORDER CODE
cable suspension	1500	005-2152110
power feeder 3 × 1.5 mm² (non DIM)	1500	005-2212311
power feeder 5 × 1.5 mm² (DALI-2)	1500	005-2212411
cable rail	1200	005-2491110

THROUGH WIRE

TYPE	ORDER CODE
3 × 1.5 mm² (non DIM, 10 pieces)	004-90003
5 × 1.5 mm² (DALI-2, 10 pieces)	004-90005

LIGHT DISTRIBUTION

opal high performance

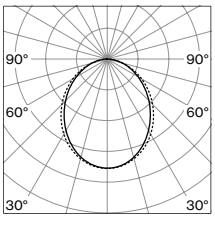

direct

asymmetric

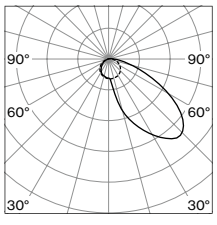

direct

back



Description

EN Luminaire housing from extruded aluminium profile with 58mm wide light exit; recessed luminaire with trim; designed for continuous lighting systems; suitable for ceiling thickness of 8–20 mm; surface white powder coated; luminaire profile with pre-assembled converter unit can be pre-mounted; light inset can be installed without tools; HPO (High Performance Opal) cover for uniform illumination; micro prismatic PMMA diffuser incl. diffuser film for homogeneous illumination and reduced luminance; energy-efficient LEDs with very good colour rendering; binning initial ≤ 3 MacAdam; available in the light colours 3000 K and 4000 K; CRI ≥ 80; min. 90 % of the luminous flux after 50 000 hours; degree of protection IP 20; PC I; photobiological safety according to IEC 62471 risk group 0; optionally non-dimmable or DALI-2 control

DE Leuchtenkörper aus Aluminiumstrangpressprofil mit 58mm breitem Lichtaustritt; Einbauleuchte mit umlaufendem Rand; ausgelegt für durchgehende Lichtsysteme; geeignet für Deckenstärken von 8–20 mm; Oberfläche weiß pulverbeschichtet; Leuchtenprofil mit vormontierter Konvertereinheit vorab montierbar; Lichteinsatz werkzeuglos montierbar; HPO (High Performance Opal) Abdeckung für homogene Ausleuchtung; mikroprismatische PMMA-Abdeckung inkl. Diffusorfolie zur Reduktion der Leuchtdichte bei homogener Ausleuchtung; energieeffiziente LEDs mit sehr guter Farbwiedergabe; Binning initial ≤ 3 MacAdam; lieferbar in den Lichtfarben 3000 K und 4000 K; CRI ≥ 80; min. 90 % des Lichtstromes nach 50 000 h Lebensdauer; Schutzart IP 20; SK I; photobiologische Sicherheit gemäß IEC 62471 Risikogruppe 0; wahlweise nicht dimmbar oder DALI-2 Steuerung

BASO 60 system
recessed with trim

Quickinfo

3000 K, 4000 K
CRI ≥ 80
L90 @ 50 000 h
up to 2310 lm / m
non DIM, DALI-2
opal, microprismatic

Types

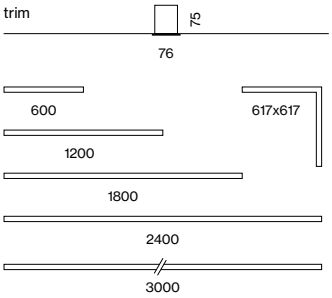

Colour

Light distributions

direct



CONCRETE INSTALLATION HOUSING
521

Order options

COLOUR TEMPERATURE

3000 K	5
4000 K	6

CONTROL

non DIM	1
DALI-2	3

MATERIAL COLOUR

white

LIGHT OPTIC COVER

opal high performance	H
microprismatic	Z

Options on request

COLOUR RENDERING INDEX

CRI ≥ 90



BASO 60 trim



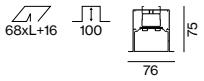

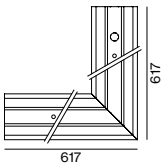

INSTALLATION CHANNEL + LIGHT INSET + LIGHT OPTIC COVER

SYSTEM POWER	L (mm)	ORDER CODE
14 W	600	045-3422 7
27 W	1200	045-3424 7
41 W	1800	045-3426 7
55 W	2400	045-3428 7
69 W	3000	045-3429 7
27 W corner	617x617	045-3461 7
27 W flexible inset (every 150 mm)	750-1200	045-342F 7

order installation channel + mounting accessories separately

COVER	COLOUR TEMP.	SYSTEM POWER	DELIVERED LUMENS	EFFICACY
opal high performance	3000 K	23 W/m	2180 lm/m	97 lm/W
	4000 K		2310 lm/m	103 lm/W
microprismatic	3000 K	23 W/m	2120 lm/m	94 lm/W
	4000 K		2250 lm/m	100 lm/W

LIGHT DISTRIBUTION

opal high performance

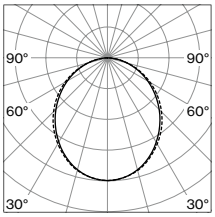

direct

microprismatic Z

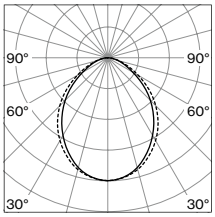

direct

Accessories

CHANNEL + BLIND COVER



TYPE	L (mm)	ORDER CODE
linear	1200	045-3404007B
linear	2400	045-3408007B
linear	custom	E84220 · · · · 7B
corner connector 90°	617x617	045-3441007B

END CAPS

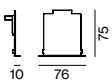

TYPE	ORDER CODE
end caps (pair)	045-3410017

MOUNTING BRACKET 8–20 mm

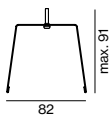

TYPE	ORDER CODE
1 piece	045-3412010
10 pieces	045-3412010.10

number of brackets required: system length in [m] +1

LINEAR CONNECTOR

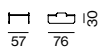

TYPE	ORDER CODE
linear connector (1 piece)	045-4011110
linear connector (10 pieces)	045-4011110.10

THROUGH WIRE

TYPE	ORDER CODE
3 × 1.5 mm² (non DIM, 10 pieces)	004-90003
5 × 1.5 mm² (DALI-2, 10 pieces)	004-90005

back



Description

EN Luminaire housing from extruded aluminium profile with 58mm wide light exit; for trimless installation in plasterboard ceilings; special edge design with perforations for better adhesion of filler; designed for continuous lighting systems; suitable for ceiling thickness of 8–20 mm; surface raw; luminaire profile with pre-assembled converter unit can be pre-mounted; light inset can be installed without tools; HPO (High Performance Opal) cover for uniform illumination; micro prismatic PMMA diffuser incl. diffuser film for homogeneous illumination and reduced luminance; energy-efficient LEDs with very good colour rendering; binning initial ≤ 3 MacAdam; available in the light colours 3000 K and 4000 K; CRI ≥ 80; min. 90 % of the luminous flux after 50 000 hours; degree of protection IP 20; photobiological safety according to IEC 62471 risk group 0; PC I; optionally non-dimmable or DALI-2 control

DE Leuchtenkörper aus Aluminiumstrangpressprofil mit 58mm breitem Lichtaustritt; geeignet für den randlosen Einbau in Gipskartondecken; spezielle Randausbildung mit Löchern für bessere Haftung der Spachtelmasse; ausgelegt für durchgehende Lichtsysteme; geeignet für Deckenstärken von 8–20 mm; Oberfläche roh; Leuchtenprofil mit vormontierter Konvertereinheit vorab montierbar; Lichteinsatz werkzeuglos montierbar; HPO (High Performance Opal) Abdeckung für homogene Ausleuchtung; mikroprismatische PMMA-Abdeckung inkl. Diffusorfolie zur Reduktion der Leuchtdichte bei homogener Ausleuchtung; energieeffiziente LEDs mit sehr guter Farbwiedergabe; Binning initial ≤ 3 MacAdam; lieferbar in den Lichtfarben 3000 K und 4000 K; CRI ≥ 80; min. 90 % des Lichtstromes nach 50 000 h Lebensdauer; Schutzart IP 20; photobiologische Sicherheit gemäß IEC 62471 Risikogruppe 0; SK I; wahlweise nicht dimmbar oder DALI-2 Steuerung

BASO 60 system

recessed trimless

Quickinfo

3000 K, 4000 K
CRI ≥ 80
L90 @ 50 000 h
up to 2310 lm / m
non DIM, DALI-2
opal, microprismatic

Types

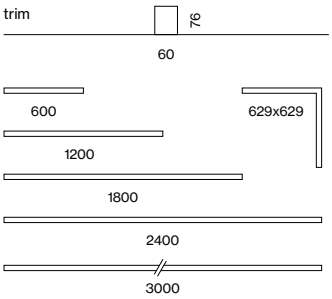

Colour

Light distributions



direct

Order options

COLOUR TEMPERATURE

3000 K	5
4000 K	6

CONTROL

non DIM	1
DALI-2	3

MATERIAL COLOUR

aluminium raw

LIGHT OPTIC COVER

opal high performance	H
microprismatic	Z

Options on request

COLOUR RENDERING INDEX

CRI ≥ 90

MOUNTING

concrete installation housing

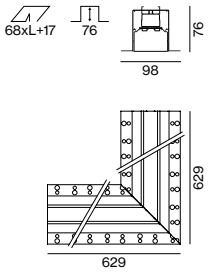

BASO 60 trimless



INSTALLATION CHANNEL + LIGHT INSET + LIGHT OPTIC COVER

SYSTEM POWER	L (mm)	ORDER CODE
14 W	600	045-3622 0
27 W	1200	045-3624 0
41 W	1800	045-3626 0
55 W	2400	045-3628 0
69 W	3000	045-3629 0
27 W corner	629x629	045-3661 0
27 W flexible inset (every 150 mm)	750-1200	045-362F 0

order installation channel + mounting accessories separately

COVER	COLOUR TEMP.	SYSTEM POWER	DELIVERED LUMENS	EFFICACY
opal high performance	3000 K	23 W/m	2180 lm/m	97 lm/W
	4000 K		2310 lm/m	103 lm/W
microprismatic	3000 K	23 W/m	2120 lm/m	94 lm/W
	4000 K		2250 lm/m	100 lm/W

LIGHT DISTRIBUTION

opal high performance

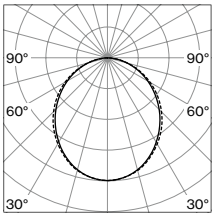

direct

microprismatic Z

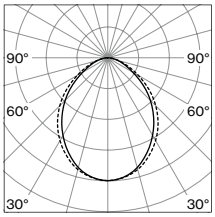

direct

Accessories

CHANNEL + BLIND COVER



TYPE	L (mm)	ORDER CODE
linear	1200	045-3604007B
linear	2400	045-3608007B
linear	custom	E84230 · · · · 7B
corner connector 90°	629x629	045-3641007B

END CAPS

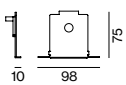

TYPE	ORDER CODE
end caps (pair)	045-3610010

LINEAR CONNECTOR

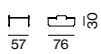

TYPE	ORDER CODE
linear connector (1 piece)	045-4011110
linear connector (10 pieces)	045-4011110.10

THROUGH WIRE

TYPE	ORDER CODE
3 × 1.5 mm² (non DIM, 10 pieces)	004-90003
5 × 1.5 mm² (DALI-2, 10 pieces)	004-90005

back



Description

EN Luminaire body from extruded aluminium profile, angular design with 58 mm wide light emission; no visible screws; designed for continuous lighting systems; surface white, grey or black powder coated; luminaire profile with pre-assembled converter unit can be pre-mounted; light inset can be installed without tools; surface mounted or suspended luminaire with 1500 mm cable suspension; with integrated tool-less suspension height adjustment; freely positioned attachment to the luminaire; incl. transparent feed; HPO (High Performance Opal) cover for uniform illumination; micro prismatic PMMA diffuser incl. diffuser film for homogeneous illumination and reduced luminance; energy-efficient LEDs with very good colour rendering; binning initial ≤ 3 MacAdam; available in the light colours 3000 K and 4000 K; CRI ≥ 80; min. 90 % of the luminous flux after 50 000 hours; degree of protection IP 20; PC I; photobiological safety according to IEC 62471 risk group 0; optionally non-dimmable or DALI-2 control

DE Leuchtenkörper aus Aluminiumstrangpressprofil, kantige Ausführung mit 58 mm breitem Lichtaustritt; keine sichtbaren Schrauben; ausgelegt für durchgehende Lichtsysteme; Oberfläche weiß, grau oder schwarz pulverbeschichtet; Leuchtenprofil mit vormontierter Konvertereinheit vorab montierbar; Lichteinsatz werkzeuglos montierbar; Anbau- bzw. Pendelleuchte mit 1500 mm Seilabhängung; werkzeuglose Höhenverstellung an der Leuchte; Befestigung an der Leuchte frei positionierbar; inkl. transparenter Einspeiseleitung; HPO (High Performance Opal) Abdeckung für homogene Ausleuchtung; mikroprismatische PMMA-Abdeckung inkl. Diffusorfolie zur Reduktion der Leuchtdichte bei homogener Ausleuchtung; energieeffiziente LEDs mit sehr guter Farbwiedergabe; Binning initial ≤ 3 MacAdam; lieferbar in den Lichtfarben 3000 K und 4000 K; CRI ≥ 80; min. 90 % des Lichtstromes nach 50 000 h Lebensdauer; Schutzart IP 20; SK I; photobiologische Sicherheit gemäß IEC 62471 Risikogruppe 0; wahlweise nicht dimmbar oder DALI-2 Steuerung

BASO 60 system

surface / suspended

Quickinfo

3000 K, 4000 K
CRI ≥ 80
L90 @ 50 000 h
up to 2310 lm / m
non DIM, DALI-2
opal, microprismatic

Types

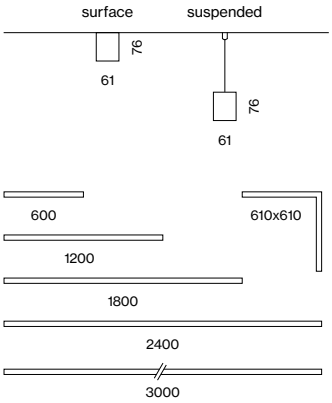

Colours



Light distributions



Order options

COLOUR TEMPERATURE

3000 K	5
4000 K	6

CONTROL

non DIM	1
DALI-2	3

MATERIAL COLOUR

white	7
grey	G
black	8

7 G 8

LIGHT OPTIC COVER

opal high performance	H
microprismatic	Z

Options on request

COLOUR RENDERING INDEX

CRI ≥ 90

MOUNTING

concrete installation housing



BASO 60 surface / suspended



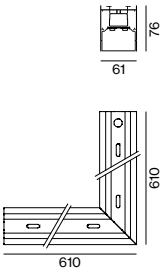

INSTALLATION CHANNEL + LIGHT INSET + LIGHT OPTIC COVER

SYSTEM POWER	L (mm)	ORDER CODE
14 W	600	045-4022
27 W	1200	045-4024
41 W	1800	045-4026
55 W	2400	045-4028
69 W	3000	045-4029
27 W corner	610x610	045-4061
27 W flexible inset (every 150 mm)	750-1200	045-402F

order installation channel + mounting accessories separately

COVER	COLOUR TEMP.	SYSTEM POWER	DELIVERED LUMENS	EFFICACY
opal high performance	3000 K	23 W/m	2180 lm/m	97 lm/W
	4000 K		2310 lm/m	103 lm/W
microprismatic	3000 K	23 W/m	2120 lm/m	94 lm/W
	4000 K		2250 lm/m	100 lm/W

LIGHT DISTRIBUTION

opal high performance

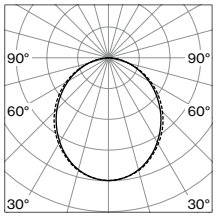

direct

microprismatic Z

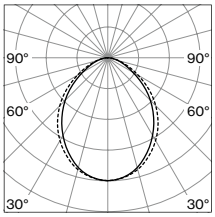

direct

Accessories

CHANNEL + BLIND COVER



TYPE	L (mm)	ORDER CODE
linear	1200	045-400400 B
linear	2400	045-400800 B
linear	custom	E84240 · · · · B
corner connector 90°	610x610	045-404100 B

END CAPS



TYPE	ORDER CODE
end caps (pair)	045-401001

LINEAR CONNECTOR



TYPE	ORDER CODE
linear connector (1 piece)	045-4011110
linear connector (10 pieces)	045-4011110.10

CABLE SUSPENSION / POWER FEEDER / CABLE RAIL

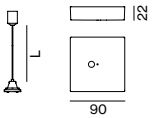

TYPE	L (mm)	ORDER CODE
cable suspension	1500	005-2152110
power feeder 3 × 1.5 mm² (non DIM)	1500	005-221231
power feeder 5 × 1.5 mm² (DALI-2)	1500	005-221241
cable rail	1200	005-2491110

THROUGH WIRE

TYPE	ORDER CODE
3 × 1.5 mm² (non DIM, 10 pieces)	004-90003
5 × 1.5 mm² (DALI-2, 10 pieces)	004-90005

Be free to sharpen your profile



Advanced Profiles Systems

EN Our customisable high-end profile systems offer maximum freedom in planning. Any profile length is possible thanks to specially developed Flex insets that can be shortened on-site. Advanced Profiles can be installed, surface-mounted, or suspended with an additional indirect light component. Each profile can be used as an individual luminaire in various lengths or can be connected to form a bespoke system using CORNER and CURVE elements. The lighting thus adapts to the application or becomes a design element itself. Various lighting insets, profile and light colours, or the Tunable White Option, offer further design freedom in lighting planning.

DE Unsere individualisierbaren High-End-Profilsysteme bieten maximale Freiheit bei der Planung. Durch speziell entwickelte, vor Ort kürzbare Flex-Insets ist jede Profillänge möglich. Die Advanced Profiles können eingebaut, angebaut, sowie in abgehängter Version mit zusätzlichem Indirektlichtanteil montiert werden. Jedes Profil kann als Einzelleuchte in verschiedenen Längen zum Einsatz kommen oder mittels CORNER und CURVE Elementen zu einem individuellen System verbunden werden. Die Beleuchtung passt sich so dem Einsatzbereich an oder wird selbst zum Gestaltungselement. Noch mehr Gestaltungsfreiheit bei der Beleuchtungsplanung bieten verschiedene Lichteinsätze sowie Profil- und Lichtfarben oder die Tunable White Option.

Types

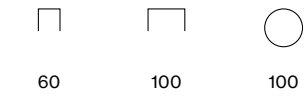

Mountings

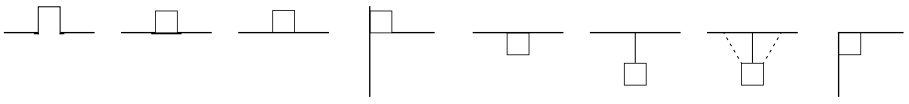

Configurations



Light distributions

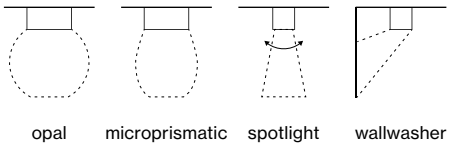



Description

EN Luminaire housing made of extruded aluminium; uncluttered ceiling look through recessed lighting level; recessed luminaire with trim; suitable for ceiling thickness of 8–25 mm; surface powder coated in white or black; luminaire profile for mounting available in advance; remaining luminaire components mounted without tools; luminaire, ball proof version to 57710 part 13 / VDE 0710 part 13; light inset consisting of highly reflective coated extruded profile for improved thermal management; HPO (High Performance Opal) cover for uniform illumination; micro prismatic PMMA diffuser incl. diffuser film for homogeneous illumination and reduced luminance; energy-efficient LEDs with very good colour rendering; binning initial ≤ 3 MacAdam; available in the light colours 3000 K and 4000 K; CRI ≥ 80; min. 90 % of the luminous flux after 50 000 hours; degree of protection IP 20; PC I; photobiological safety according to IEC 62471 risk group 0; optionally non-dimmable or DALI-2 control (e²)

DE Leuchtenkörper aus Aluminiumstrangpressprofil; ruhiges Deckenbild durch zurückversetzte Leuchtenebene; Einbauleuchte mit umlaufendem Rand; geeignet für Deckenstärken von 8–25 mm; Oberfläche weiß oder schwarz pulverbeschichtet; Leuchtenprofil für Montage vorab lieferbar; restliche Leuchtenkomponenten werkzeuglos montierbar; Leuchte laut DIN 57710 Teil 13/ VDE 0710 Teil 13 ballwurfsicher ausgeführt; Lichteinsatz bestehend aus hochreflektierend lackiertem Strangpressprofil für verbessertes Thermomanagement; HPO (High Performance Opal) Abdeckung für homogene Ausleuchtung; mikroprismatische PMMA-Abdeckung inkl. Diffusorfolie zur Reduktion der Leuchtdichte bei homogener Ausleuchtung; energieeffiziente LEDs mit sehr guter Farbwiedergabe; Binning initial ≤ 3 MacAdam; lieferbar in den Lichtfarben 3000 K und 4000 K; CRI ≥ 80; min. 90 % des Lichtstromes nach 50 000 h Lebensdauer; Schutzart IP 20; SK I; photobiologische Sicherheit gemäß IEC 62471 Risikogruppe 0; wahlweise nicht dimmbar oder DALI-2 Steuerung (e²)



CANYON 60

recessed offset with trim

Quickinfo

3000 K, 4000 K
CRI ≥ 80
L90 @ 50 000 h
up to 5320 lm
non DIM, DALI-2
opal, microprismatic

Types

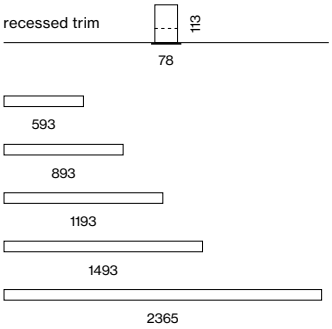

Colours



Light distributions



Order options

LED TYPE

e	L
e²	M

COLOUR TEMPERATURE

3000 K	5
4000 K	6

CONTROL

non DIM	1
DALI-2 (only e²)	3

MATERIAL COLOUR

white	7
black	8

7 **8**

LIGHT OPTIC COVER

opal high performance	H
microprismatic	Z

Options on request

COLOUR RENDERING INDEX

CRI ≥ 90

COLOUR TEMPERATURE

tunable white 2700–6500 K (2 DALI-2)



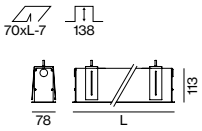

offset 35 mm

CANYON 60 trim offset

1ADDR. 220-240V CB

LUMINAIRE

SYS. POWER	COLOUR TEMP.	LUM. FLUX	L (mm)	ORDER CODE
8.7 W e	3000 K	760 lm	593	0 5 2 - 5 2 2
	4000 K	804 lm		
14 W e²	3000 K	1260 lm		
	4000 K	1330 lm		
13 W e	3000 K	1140 lm	893	0 5 2 - 5 2 3
	4000 K	1210 lm		
21 W e²	3000 K	1880 lm		
	4000 K	2000 lm		
15 W e	3000 K	1520 lm	1193	0 5 2 - 5 2 4
	4000 K	1610 lm		
28 W e²	3000 K	2510 lm		
	4000 K	2660 lm		
19 W e	3000 K	1900 lm	1493	0 5 2 - 5 2 5
	4000 K	2010 lm		
34 W e²	3000 K	3140 lm		
	4000 K	3300 lm		
31 W e	3000 K	3040 lm	2365	0 5 2 - 5 2 8
	4000 K	3220 lm		
55 W e²	3000 K	5030 lm		
	4000 K	5320 lm		

luminous flux white profile, opal high performance, -9 % by microprismatic cover

LIGHT DISTRIBUTION

opal high performance

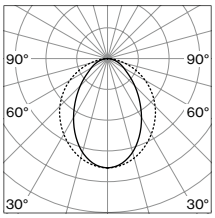

microprismatic

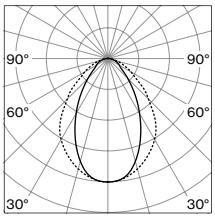

back



Description

EN Luminaire housing from extruded aluminium profile with 55mm wide light exit; uncluttered ceiling look through recessed lighting level; recessed luminaire with trim; for continuous lighting systems; for ceiling thickness of 8 – 25 mm; surface powder coated in white or black; luminaire profile for mounting available in advance; remaining luminaire components mounted without tools; luminaire, ball proof version to 57710 part 13 / VDE 0710 part 13; light inset consisting of highly reflective coated extruded profile for improved thermal management; option: lighting module is versatile in length; HPO (High Performance Opal) cover for uniform illumination; micro prismatic PMMA diffuser incl. diffuser film for homogeneous illumination and reduced luminance; energy-efficient LEDs with very good colour rendering; binning initial ≤ 3 MacAdam; light colour 3000 K or 4000 K, optionally with tunable white diodes (2700 – 6500 K); CRI ≥ 80 or CRI ≥ 90; L90 / 50 000 h; degree of protection IP 20; PC I; photobiological safety according to IEC 62471 risk group 0; optionally non-dimmable or DALI-2 control (e²); optionally emergency light with 1h or 3h battery and self test

DE Leuchtenkörper aus Aluminiumstrangpressprofil mit 55mm breitem Lichtaustritt; ruhiges Deckenbild durch zurückversetzte Leuchtenebene; Einbauleuchte mit umlaufendem Rand; für durchgehende Lichtsysteme; für Deckenstärken von 8 – 25 mm; Oberfläche weiß oder schwarz pulverbeschichtet; Leuchtenprofil für Montage vorab lieferbar; restliche Leuchtenkomponenten werkzeuglos montierbar; Leuchte laut DIN 57710 Teil 13/VDE 0710 Teil 13 ballwurfsicher ausgeführt; Lichteinsatz bestehend aus hochreflektierend lackiertem Strangpressprofil für verbessertes Thermomanagement; optional flexibel ablängbarer Lichteinsatz; HPO (High Performance Opal) Abdeckung für homogene Ausleuchtung; mikroprismatische PMMA-Abdeckung inkl. Diffusorfolie zur Reduktion der Leuchtdichte bei homogener Ausleuchtung; energieeffiziente LEDs mit sehr guter Farbwiedergabe; Binning initial ≤ 3 MacAdam; Lichtfarbe 3000 K oder 4000 K, optional mit Tunable White Bestückung (2700 – 6500 K); CRI ≥ 80 oder CRI ≥ 90; L90 / 50 000 h; Schutzart IP 20; SK I; photobiologische Sicherheit gemäß IEC 62471 Risikogruppe 0; wahlweise nicht dimmbar oder DALI-2 Steuerung (e²); optional Notlichtelement mit 1h oder 3h Akku und Selbsttest

CANYON 60 system
recessed offset with trim

Quickinfo

3000 K, 4000 K, TW
CRI ≥ 80, CRI ≥ 90
L90 @ 50 000 h
up to 2280 lm/m
non DIM, DALI-2
opal, microprismatic

Types

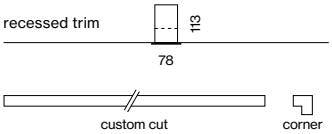

Colours



Light distributions





INSET 60
wallwasher
518

Order options

LED TYPE

e	L
e²	M

COLOUR TEMPERATURE

3000 K (CRI ≥ 90)	0
4000 K (CRI ≥ 90)	1
3000 K (CRI ≥ 80)	5
4000 K (CRI ≥ 80)	6

CONTROL

non DIM	1
DALI-2 (only e²)	3

MATERIAL COLOUR

white	7
black	8

7 8

LIGHT OPTIC COVER

opal high performance	H
microprismatic	Z
blind cover*	B

*only for channel corner 90°

EMERGENCY LIGHT

1h Accupack	N L 1
3h Accupack	N L 3

LIGHT DISTRIBUTION

opal high perform. 4000 K

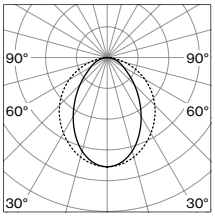

e	1378 lm/m	92 lm/W
e²	2280 lm/m	95 lm/W

microprismatic Z 4000 K

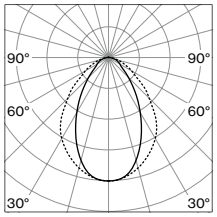

e	1257 lm/m	84 lm/W
e²	2079 lm/m	86 lm/W

CANYON 60 trim offset



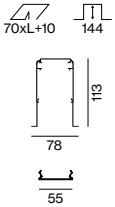

INSTALLATION CHANNEL + LIGHT OPTIC COVER

TYPE	L (mm)	ORDER CODE
channel	1172	038-5127
channel	1472	038-5157
channel	3000	038-5307
channel	custom	E82330 · · · ·
cover	1171	006-16122
cover	1470	006-16152
cover	2997	006-16302
cover	custom	E80630 · · · · 0
channel corner 90° + cover	144x144	038-6267
blind cover	1172	006-1812
blind cover	1472	006-1815
blind cover	3000	006-1830
blind cover	custom	E80630 · · · · B

order installation channel, cover, light inset + mounting accessories separately
more lenghts, X- and T-connector on request





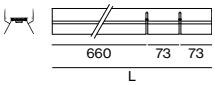



LIGHT INSET 60

SYSTEM POWER (e / e²)	L (mm)	ORDER CODE
8.7 / 14 W	571	007-93 2 7
13 / 21 W	871	007-93 3 7
15 / 28 W	1171	007-93 4 7
19 / 34 W	1463	007-93 5 7 ●
31 / 55 W	2341	007-93 8 7
38 / 68 W	2997	007-93 9 7
flexible inset 15 / 28 W	660-1171	007-93 F 7
flexible inset 31 / 55 W	1903-2341	007-93 G 7



LIGHT INSET 60 tunable white 2700–6500 K

SYSTEM POWER (e²)	L (mm)	ORDER CODE
21 W	871	007-9333D37
28 W	1171	007-9334D37
34 W	1463	007-9335D37
55 W	2341	007-9338D37

Accessories

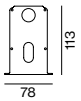

END CAPS

TYPE	ORDER CODE
end caps (pair)	038-6307

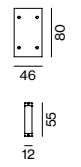

LINEAR CONNECTOR

TYPE	ORDER CODE
linear connector (1 piece)	005-40046
linear connector (10 pieces)	005-40046.10
opal cover linear connector	006-14000



MOUNTING BRACKET

TYPE	CEILING THICKNESS (mm)	ORDER CODE
mounting bracket (1 piece)	8-25	038-60700
mounting bracket (25 pieces)	8-25	038-60700.25

number of brackets required: length of your system in metres+1

THROUGH WIRE

TYPE	ORDER CODE
3 × 1.5 mm² (non DIM, 10 pieces)	004-90003
5 × 1.5 mm² (DALI-2, 10 pieces)	004-90005

back





Description

EN Luminaire housing made of extruded aluminium; recessed luminaire with trim; suitable for ceiling thickness of 8 – 25 mm; surface powder coated in white or grey; luminaire profile for mounting available in advance; remaining luminaire components mounted without tools; light inset consisting of highly reflective coated extruded profile for improved thermal management; HPO (High Performance Opal) cover for uniform illumination; micro prismatic PMMA diffuser incl. diffuser film for homogeneous illumination and reduced luminance; UGR ≤ 19 for "e" LEDs versions; energy-efficient LEDs with very good colour rendering; binning initial ≤ 3 MacAdam; available in the light colours 3000 K and 4000 K; CRI ≥ 80; min. 90 % of the luminous flux after 50 000 hours; degree of protection IP 20; PC I; photobiological safety according to IEC 62471 risk group 0; optionally non-dimmable or DALI-2 control (e²)

DE Leuchtenkörper aus Aluminiumstrangpressprofil; Einbauleuchte mit umlaufendem Rand; geeignet für Deckenstärken von 8 – 25 mm; Oberfläche weiß oder grau pulverbeschichtet; Leuchtenprofil für Montage vorab lieferbar; restliche Leuchtenkomponenten werkzeuglos montierbar; Lichteinsatz bestehend aus hochreflektierend lackiertem Strangpressprofil für verbessertes Thermomanagement; HPO (High Performance Opal) Abdeckung für homogene Ausleuchtung; mikroprismatische PMMA-Abdeckung inkl. Diffusorfolie zur Reduktion der Leuchtdichte bei homogener Ausleuchtung; UGR ≤ 19 für "e" LEDs Varianten; energieeffiziente LEDs mit sehr guter Farbwiedergabe; Binning initial ≤ 3 MacAdam; lieferbar in den Lichtfarben 3000 K und 4000 K; CRI ≥ 80; min. 90 % des Lichtstromes nach 50 000 h Lebensdauer; Schutzart IP 20; SK I; photobiologische Sicherheit gemäß IEC 62471 Risikogruppe 0; wahlweise nicht dimmbar oder DALI-2 Steuerung (e²)

FRAME 60

recessed with trim

Quickinfo

3000 K, 4000 K
CRI ≥ 80
L90 @ 50 000 h
up to 6320 lm
non DIM, DALI-2
opal, microprismatic (UGR ≤ 19)

Types



Colours



Light distributions



Order options

LED TYPE

e	L
e²	M

COLOUR TEMPERATURE

3000 K	5
4000 K	6

CONTROL

non DIM	1
DALI-2 (only e²)	3

MATERIAL COLOUR

white	7
grey	G

7 G

LIGHT OPTIC COVER

opal high performance	H
microprismatic	Z
microprismatic (UGR ≤ 19)*	G

*UGR ≤ 19 only with e LED

Options on request

COLOUR RENDERING INDEX

CRI ≥ 90
CRI ≥ 98 XPECTRUM

COLOUR TEMPERATURE

tunable white 2700–6500 K (2 DALI-2)

INDIVIDUAL MATERIAL COLOUR

please contact factory



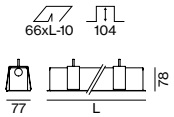

FRAME 60 trim

UGR ≤ 19 · DALI 1 ADDR. · 220-240V · CB

LUMINAIRE

SYS. POWER	COLOUR TEMP.	LUM. FLUX	L (mm)	ORDER CODE
8.7 W e	3000 K	902 lm	593	052-472
	4000 K	955 lm		
14 W e²	3000 K	1490 lm		
	4000 K	1580 lm		
13 W e	3000 K	1350 lm	893	052-473
	4000 K	1430 lm		
21 W e²	3000 K	2240 lm		
	4000 K	2370 lm		
15 W e	3000 K	1800 lm	1193	052-474
	4000 K	1910 lm		
28 W e²	3000 K	2980 lm		
	4000 K	3160 lm		
19 W e	3000 K	2250 lm	1493	052-475
	4000 K	2390 lm		
34 W e²	3000 K	3730 lm		
	4000 K	3950 lm		
31 W e	3000 K	3610 lm	2365	052-478
	4000 K	3820 lm		
55 W e²	3000 K	5970 lm		
	4000 K	6320 lm		

luminous flux opal high performance, -15 % by microprismatic Z & G (UGR ≤ 19) cover

LIGHT DISTRIBUTION

opal high performance

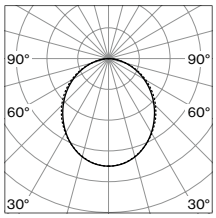

microprismatic Z

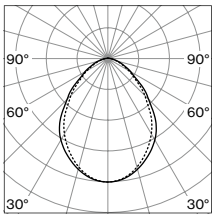

microprismatic G (UGR ≤ 19)

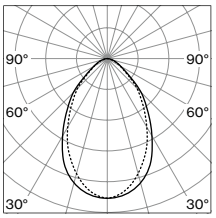

Mounting accessories

CONCRETE INSTALLATION HOUSING



L (mm)	W·H (mm)	ORDER CODE
635	75·88	035-04066
935	75·88	035-04096
1235	75·88	035-04126
1535	75·88	035-04156
2407	75·88	035-04236

no use for wall installation (only on request)

back



Description

EN Luminaire housing from extruded aluminium profile with 55mm wide light exit; recessed luminaire with trim; designed for continuous lighting systems; suitable for ceiling thickness of 8–25 mm; surface powder coated in white or grey; luminaire profile for mounting available in advance; remaining luminaire components mounted without tools; light inset consisting of highly reflective coated extruded profile for improved thermal management; option: lighting module is versatile in length; HPO (High Performance Opal) cover for uniform illumination; micro prismatic PMMA diffuser incl. diffuser film for homogeneous illumination and reduced luminance; UGR ≤ 19 for "e" LEDs versions; energy-efficient LEDs with very good colour rendering; binning initial ≤ 3 MacAdam; available in the light colours 3000 K and 4000 K, optionally with tunable white diodes (2700–6500 K); CRI ≥ 80 or CRI ≥ 90; min. 90 % of the luminous flux after 50 000 hours; degree of protection IP 20; PC I; photobiological safety according to IEC 62471 risk group 0; optionally non-dimmable or DALI-2 control (e²); optionally emergency light with 1h or 3h battery and self test

DE Leuchtenkörper aus Aluminiumstrangpressprofil mit 55mm breitem Lichtaustritt; Einbauleuchte mit umlaufendem Rand; ausgelegt für durchgehende Lichtsysteme; geeignet für Deckenstärken von 8–25 mm; Oberfläche weiß oder grau pulverbeschichtet; Leuchtenprofil für Montage vorab lieferbar; restliche Leuchtenkomponenten werkzeuglos montierbar; Lichteinsatz bestehend aus hochreflektierend lackiertem Strangpressprofil für verbessertes Thermomanagement; optional flexibel ablängbarer Lichteinsatz; HPO (High Performance Opal) Abdeckung für homogene Ausleuchtung; mikroprismatische PMMA-Abdeckung inkl. Diffusorfolie zur Reduktion der Leuchtdichte bei homogener Ausleuchtung; UGR ≤ 19 für "e" LEDs Varianten; energieeffiziente LEDs mit sehr guter Farbwiedergabe; Binning initial ≤ 3 MacAdam; lieferbar in den Lichtfarben 3000 K und 4000 K, optional mit Tunable White Bestückung (2700–6500 K); CRI ≥ 80 oder CRI ≥ 90; min. 90 % des Lichtstromes nach 50 000 h Lebensdauer; Schutzart IP 20; SK I; photobiologische Sicherheit gemäß IEC 62471 Risikogruppe 0; wahlweise nicht dimmbar oder DALI-2 Steuerung (e²); optional Notlichtelement mit 1h oder 3h Akku und Selbsttest

FRAME 60 system
recessed with trim

Quickinfo

3000 K, 4000 K, TW
CRI ≥ 80, CRI ≥ 90
L90 @ 50 000 h
up to 2760 lm/m
non DIM, DALI-2
opal, microprismatic (UGR ≤ 19)

Types

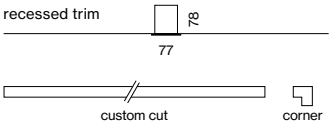

Colours



Light distributions





INSET 60
wallwasher
518



CONCRETE INSTALLATION HOUSING
521

Order options

LED TYPE

e	L
e²	M

COLOUR TEMPERATURE

3000 K (CRI ≥ 90)	0
4000 K (CRI ≥ 90)	1
3000 K (CRI ≥ 80)	5
4000 K (CRI ≥ 80)	6

CONTROL

non DIM	1
DALI-2 (only e²)	3

MATERIAL COLOUR

white	7
grey	G

7 G

LIGHT OPTIC COVER

opal high performance	H
microprismatic	Z
microprismatic (UGR ≤ 19)*	G
blind cover**	B

*UGR ≤ 19 only with e LED
**only for channel corner 90°

EMERGENCY LIGHT

1h Accupack	N L 1
3h Accupack	N L 3

Options on request

COLOUR RENDERING INDEX

CRI ≥ 98 XPECTRUM

LIGHT DISTRIBUTION

opal high perform. 4000 K

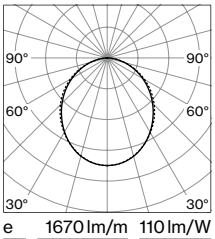

e	1670 lm/m	110 lm/W
e²	2760 lm/m	113 lm/W

microprismatic Z 4000 K

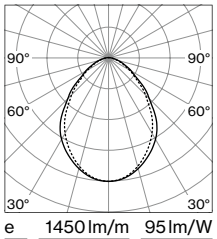

e	1450 lm/m	95 lm/W
e²	2400 lm/m	98 lm/W

microprismatic G 4000 K

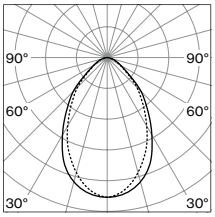

e	1450 lm/m	96 lm/W
e²	2400 lm/m	98 lm/W

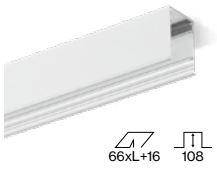





FRAME 60 trim

INSTALLATION CHANNEL / LIGHT OPTIC COVER / CORNER 90°

TYPE	L (mm)	ORDER CODE
channel	1172	035-0123
channel	1472	035-0153
channel	3000	035-0303
channel	custom	E82140
cover	1171	006-16122
cover	1470	006-16152
cover	2997	006-16302
cover	custom	E80630 0
channel corner 90° + cover	144x144	035-1263
blind cover	1172	006-1812
blind cover	1472	006-1815
blind cover	3000	006-1830
blind cover	custom	E80630 B

order installation channel, cover, light inset + mounting accessories separately
more lenghts, X- and T-connector on request





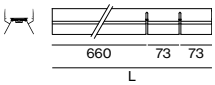

1 ADDR. | 220-240 V | CB

LIGHT INSET 60

SYSTEM POWER (e / e²)	L (mm)	ORDER CODE
8.7 / 14 W	571	007-932 7
13 / 21 W	871	007-933 7
15 / 28 W	1171	007-934 7
19 / 34 W	1463	007-935 7 ●
31 / 55 W	2341	007-938 7
38 / 68 W	2997	007-939 7
flexible inset 15 / 28 W	660-1171	007-93F 7
flexible inset 31 / 55 W	1903-2341	007-93G 7

TUNABLE WHITE | 2 ADDR. | 220-240 V

LIGHT INSET 60 tunable white 2700–6500 K

SYSTEM POWER (e²)	L (mm)	ORDER CODE
21 W	871	007-9333D37
28 W	1171	007-9334D37
34 W	1463	007-9335D37
55 W	2341	007-9338D37

Accessories



END CAPS

TYPE	ORDER CODE
end caps (pair)	035-1313

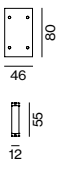

LINEAR CONNECTOR

TYPE	ORDER CODE
linear connector (1 piece)	005-40046
linear connector (10 pieces)	005-40046.10
opal cover linear connector	006-14000

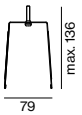

MOUNTING BRACKET

TYPE	CEILING THICKNESS (mm)	ORDER CODE
mounting bracket (1 piece)	8-25	035-10200
mounting bracket (25 pieces)	8-25	035-10200.25

number of brackets required: length of your system in metres+1

THROUGH WIRE

TYPE	ORDER CODE
3 × 1.5 mm² (non DIM, 10 pieces)	004-90003
5 × 1.5 mm² (DALI-2, 10 pieces)	004-90005

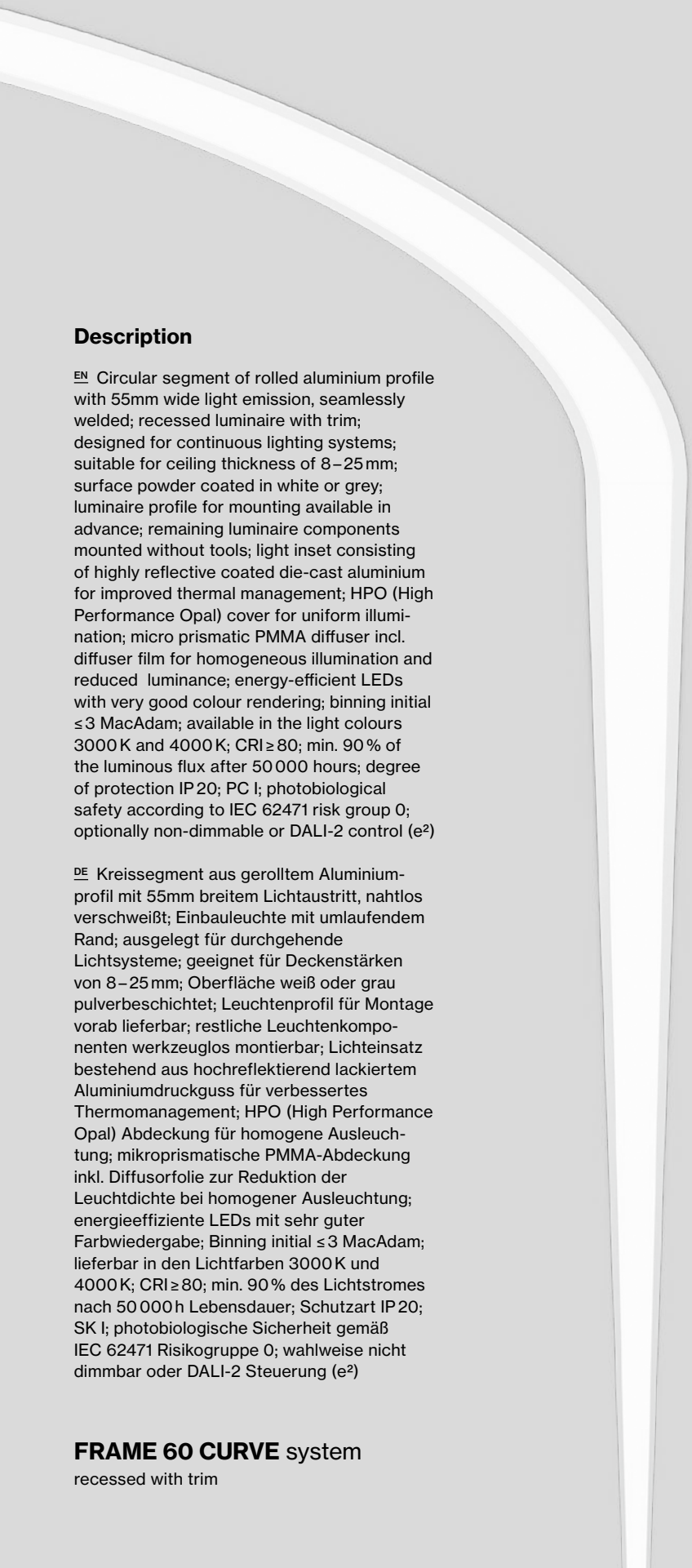

Description

EN Circular segment of rolled aluminium profile with 55mm wide light emission, seamlessly welded; recessed luminaire with trim; designed for continuous lighting systems; suitable for ceiling thickness of 8–25 mm; surface powder coated in white or grey; luminaire profile for mounting available in advance; remaining luminaire components mounted without tools; light inset consisting of highly reflective coated die-cast aluminium for improved thermal management; HPO (High Performance Opal) cover for uniform illumination; micro prismatic PMMA diffuser incl. diffuser film for homogeneous illumination and reduced luminance; energy-efficient LEDs with very good colour rendering; binning initial ≤ 3 MacAdam; available in the light colours 3000 K and 4000 K; CRI ≥ 80; min. 90 % of the luminous flux after 50 000 hours; degree of protection IP 20; PC I; photobiological safety according to IEC 62471 risk group 0; optionally non-dimmable or DALI-2 control (e²)

DE Kreissegment aus gerolltem Aluminiumprofil mit 55mm breitem Lichtaustritt, nahtlos verschweißt; Einbauleuchte mit umlaufendem Rand; ausgelegt für durchgehende Lichtsysteme; geeignet für Deckenstärken von 8–25 mm; Oberfläche weiß oder grau pulverbeschichtet; Leuchtenprofil für Montage vorab lieferbar; restliche Leuchtenkomponenten werkzeuglos montierbar; Lichteinsatz bestehend aus hochreflektierend lackiertem Aluminiumdruckguss für verbessertes Thermomanagement; HPO (High Performance Opal) Abdeckung für homogene Ausleuchtung; mikroprismatische PMMA-Abdeckung inkl. Diffusorfolie zur Reduktion der Leuchtdichte bei homogener Ausleuchtung; energieeffiziente LEDs mit sehr guter Farbwiedergabe; Binning initial ≤ 3 MacAdam; lieferbar in den Lichtfarben 3000 K und 4000 K; CRI ≥ 80; min. 90 % des Lichtstromes nach 50 000 h Lebensdauer; Schutzart IP 20; SK I; photobiologische Sicherheit gemäß IEC 62471 Risikogruppe 0; wahlweise nicht dimmbar oder DALI-2 Steuerung (e²)

FRAME 60 CURVE system
recessed with trim

Quickinfo

3000 K, 4000 K
CRI ≥ 80
L90 @ 50 000 h
up to 2850 lm/m
non DIM, DALI-2
opal, microprismatic

Types



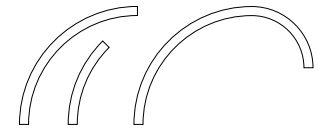

Colours



Light distributions



Order options

LED TYPE

e	4
e²	5

COLOUR TEMPERATURE

3000 K	5
4000 K	6

CONTROL

non DIM	1
DALI-2 (only e²)	3

MATERIAL COLOUR

white	7
grey	G

7 G

LIGHT OPTIC COVER

opal high performance	H
microprismatic	Z

Options on request

COLOUR RENDERING INDEX

CRI ≥ 90
CRI ≥ 98 XPECTRUM



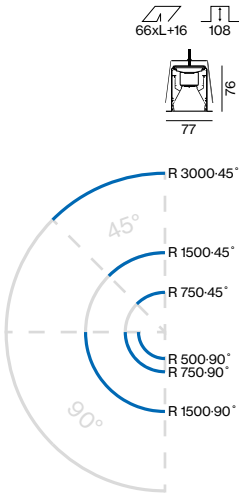

FRAME 60 CURVE trim

220-240V · 1 ADDR.

INSTALLATION CHANNEL + LIGHT INSET + LIGHT OPTIC COVER

SYSTEM POWER (e / e²)	R (mm)	ORDER CODE
13 / 17 W	500·90°	035-0950
10 / 13 W	750·45°	035-0904
18 / 27 W	750·90°	035-0901
18 / 27 W	1500·45°	035-0902
37 / 53 W (2 DALI-2)	1500·90°	035-0903
37 / 53 W (2 DALI-2)	3000·45°	035-0904

COVER	LED TYPE	COLOUR TEMP.	SYSTEM POWER	DELIVERED LUMENS	EFFICACY
opal cover	e	3000 K	17 W/m	1970 lm/m	116 lm/W
		4000 K		2090 lm/m	123 lm/W
	e²	3000 K	23 W/m	2690 lm/m	115 lm/W
		4000 K		2850 lm/m	122 lm/W
microprismatic cover	e	3000 K	17 W/m	1680 lm/m	101 lm/W
		4000 K		1780 lm/m	107 lm/W
	e²	3000 K	23 W/m	2290 lm/m	95 lm/W
		4000 K		2470 lm/m	106 lm/W

LIGHT DISTRIBUTION

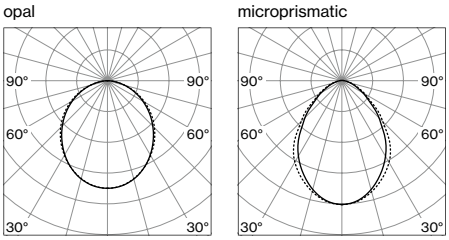

Accessories

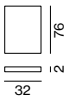

END CAPS

TYPE	ORDER CODE
end caps (pair)	035-1313

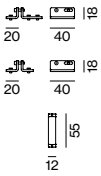

LINEAR CONNECTOR

TYPE	ORDER CODE
linear to curve profile	005-40159
curve to curve profile	005-40158
opal cover linear connector	006-14000

INSTALLATION TEMPLATE

TYPE	ORDER CODE
500 / 90°	034-0901310
750 / 90° (2x45°)	034-0901010
1500 / 45°	034-0901110
3000 / 22.5°	034-0901210

034-0901010 (1 piece) **034-0901010.10** (10 pieces)

THROUGH WIRE

TYPE	ORDER CODE
3 × 1.5 mm² (non DIM, 10 pieces)	004-90003
5 × 1.5 mm² (DALI-2, 10 pieces)	004-90005





Description

EN Luminaire housing made of extruded aluminium; recessed luminaire with trim; suitable for ceiling thickness of 8–25 mm; surface powder coated in white or grey; luminaire profile for mounting available in advance; remaining luminaire components mounted without tools; light inset consisting of highly reflective coated extruded profile for improved thermal management; HPO (High Performance Opal) cover for uniform illumination; micro prismatic PMMA diffuser incl. diffuser film for homogeneous illumination and reduced luminance; workplace light suitable for VDUs according to DIN EN 12464-1 (UGR ≤ 19); energy-efficient LEDs with very good colour rendering; binning initial ≤ 3 MacAdam; available in the light colours 3000 K and 4000 K; CRI ≥ 80; min. 90 % of the luminous flux after 50 000 hours; degree of protection IP 20; PC I; photobiological safety according to IEC 62471 risk group 0; optionally non-dimmable or DALI-2 control (e²)

DE Leuchtenkörper aus Aluminiumstrangpressprofil; Einbauleuchte mit umlaufendem Rand; geeignet für Deckenstärken von 8–25 mm; Oberfläche weiß oder grau pulverbeschichtet; Leuchtenprofil für Montage vorab lieferbar; restliche Leuchtenkomponenten werkzeuglos montierbar; Lichteinsatz bestehend aus hochreflektierend lackiertem Strangpressprofil für verbessertes Thermomanagement; HPO (High Performance Opal) Abdeckung für homogene Ausleuchtung; mikroprismatische PMMA-Abdeckung inkl. Diffusorfolie zur Reduktion der Leuchtdichte bei homogener Ausleuchtung; bildschirmtaugliche Arbeitsplatzleuchte nach DIN EN 12464-1 (UGR ≤ 19); energieeffiziente LEDs mit sehr guter Farbwiedergabe; Binning initial ≤ 3 MacAdam; lieferbar in den Lichtfarben 3000 K und 4000 K; CRI ≥ 80; min. 90 % des Lichtstromes nach 50 000 h Lebensdauer; Schutzart IP 20; SK I; photobiologische Sicherheit gemäß IEC 62471 Risikogruppe 0; wahlweise nicht dimmbar oder DALI-2 Steuerung (e²)

FRAME100

recessed with trim

Quickinfo

3000 K, 4000 K
CRI ≥ 80
L90 @ 50 000 h
UGR ≤ 19 / 65° ≤ 3000 cd/m²
up to 7070 lm
non DIM, DALI-2
opal, microprismatic (UGR ≤ 19)

Types

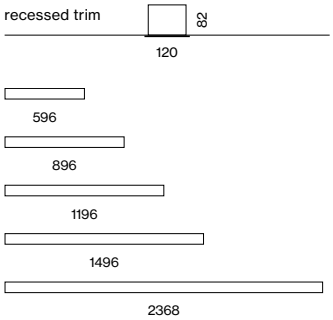

Colours



Light distributions



Order options

LED TYPE

e	L
e²	M

COLOUR TEMPERATURE

3000 K	5
4000 K	6

CONTROL

non DIM	1
DALI-2 (only e²)	3

MATERIAL COLOUR

white	7
grey	G

7 G

LIGHT OPTIC COVER

opal high performance	H
microprismatic	Z
microprismatic (UGR ≤ 19)	G

Options on request

COLOUR RENDERING INDEX

CRI ≥ 90
CRI ≥ 98 XPECTRUM

COLOUR TEMPERATURE

tunable white 2700–6500 K (2 DALI-2)



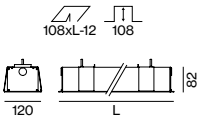

FRAME 100 trim

UGR ≤ 19 | cd/m² ≤ 3000 | DALI 1 ADDR. | 220-240 V | CB

LUMINAIRE

SYS. POWER	COLOUR TEMP.	LUM. FLUX	L (mm)	ORDER CODE
8.7 W e	3000 K	1010 lm	596	052-432
	4000 K	1070 lm		
14 W e²	3000 K	1670 lm		
	4000 K	1770 lm		
13 W e	3000 K	1520 lm	896	052-433
	4000 K	1600 lm		
21 W e²	3000 K	2510 lm		
	4000 K	2650 lm		
15 W e	3000 K	2020 lm	1196	052-434
	4000 K	2140 lm		
28 W e²	3000 K	3340 lm		
	4000 K	3540 lm		
19 W e	3000 K	2530 lm	1496	052-435
	4000 K	2670 lm		
34 W e²	3000 K	4180 lm		
	4000 K	4420 lm		
31 W e	3000 K	4040 lm	2368	052-438
	4000 K	4280 lm		
55 W e²	3000 K	6680 lm		
	4000 K	7070 lm		

luminous flux opal high performance, -8 % by microprismatic Z cover,
-10 % by microprismatic G (UGR ≤ 19) cover

LIGHT DISTRIBUTION

opal high performance

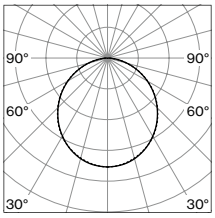

microprismatic Z

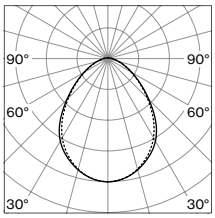

microprismatic G (UGR ≤ 19)

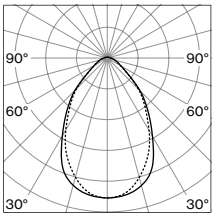

Mounting accessories



CONCRETE INSTALLATION HOUSING

L (mm)	W·H (mm)	ORDER CODE
635	116·94	035-05066
935	116·94	035-05096
1235	116·94	035-05126
1535	116·94	035-05156
2407	116·94	035-05236

no use for wall installation (only on request)

back



Description

EN Luminaire housing from extruded aluminium profile with 95mm wide light exit; recessed luminaire with trim; for continuous lighting systems; for ceiling thickness of 8 – 25 mm; surface powder coated in white or grey; luminaire profile for mounting available in advance; remaining luminaire components mounted without tools; light inset consisting of highly reflective coated extruded profile for improved thermal management; option: lighting module is versatile in length; HPO (High Performance Opal) cover for uniform illumination; micro prismatic PMMA diffuser incl. diffuser film for homogeneous illumination and reduced luminance; workplace light suitable for VDUs according to DIN EN 12464-1 (UGR ≤ 19); energy-efficient LEDs with very good colour rendering; binning initial ≤ 3 MacAdam; light colour 3000 K or 4000 K, optionally with tunable white diodes (2700 – 6500 K); CRI ≥ 80 or CRI ≥ 90; L90 / 50 000h; degree of protection IP 20; PC I; photobiological safety according to IEC 62471 risk group 0; optionally non-dimmable or DALI-2 control (e²); optionally emergency light with 1h or 3h battery and self test

DE Leuchtenkörper aus Aluminiumstrangpressprofil mit 95mm breitem Lichtaustritt; Einbauleuchte mit umlaufendem Rand; für durchgehende Lichtsysteme; für Deckenstärken von 8 – 25 mm; Oberfläche weiß oder grau pulverbeschichtet; Leuchtenprofil für Montage vorab lieferbar; restliche Leuchtenkomponenten werkzeuglos montierbar; Lichteinsatz bestehend aus hochreflektierend lackiertem Strangpressprofil für verbessertes Thermomanagement; optional flexibel ablängbarer Lichteinsatz; HPO (High Performance Opal) Abdeckung für homogene Ausleuchtung; mikroprismatische PMMA-Abdeckung inkl. Diffusorfolie zur Reduktion der Leuchtdichte bei homogener Ausleuchtung; bildschirmtaugliche Arbeitsplatzleuchte nach DIN EN 12464-1 (UGR ≤ 19); energieeffiziente LEDs mit sehr guter Farbwiedergabe; Binning initial ≤ 3 MacAdam; Lichtfarbe 3000 K oder 4000 K, optional mit Tunable White Bestückung (2700 – 6500 K); CRI ≥ 80 oder CRI ≥ 90; L90 / 50 000 h; Schutzart IP 20; SK I; photobiologische Sicherheit gemäß IEC 62471 Risikogruppe 0; wahlweise nicht dimmbar oder DALI-2 Steuerung (e²); optional Notlichtelement mit 1h oder 3h Akku und Selbsttest

FRAME100 system
recessed with trim

Quickinfo

3000 K, 4000 K, TW
CRI ≥ 80, CRI ≥ 90
L90 @ 50 000 h
UGR ≤ 19 / 65° ≤ 3000 cd/m²
up to 3090 lm/m
non DIM, DALI-2
opal, microprismatic (UGR ≤ 19)

Types

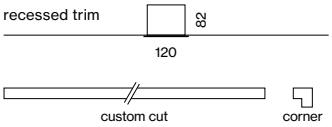

Colours



Light distributions





INSET 100
wallwasher
517



CONCRETE INSTALLATION HOUSING
521

Order options

LED TYPE

e	L
e²	M

COLOUR TEMPERATURE

3000 K (CRI ≥ 90)	0
4000 K (CRI ≥ 90)	1
3000 K (CRI ≥ 80)	5
4000 K (CRI ≥ 80)	6

CONTROL

non DIM	1
DALI-2 (only e²)	3

MATERIAL COLOUR

white	7
grey	G

7 G

LIGHT OPTIC COVER

opal high performance	H
microprismatic	Z
microprismatic (UGR ≤ 19)	G
blind cover*	B

*only for channel corner 90°

EMERGENCY LIGHT

1h Accupack	N L 1
3h Accupack	N L 3

Options on request

COLOUR RENDERING INDEX

CRI ≥ 98 XPECTRUM

LIGHT DISTRIBUTION

opal high perform. 4000 K

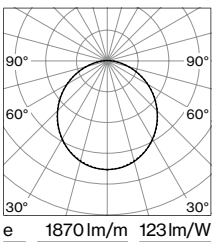

e	1870 lm/m	123 lm/W
e²	3090 lm/m	126 lm/W

microprismatic Z 4000 K

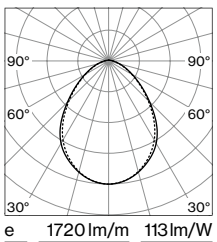

e	1720 lm/m	113 lm/W
e²	2850 lm/m	116 lm/W

microprismatic G 4000 K

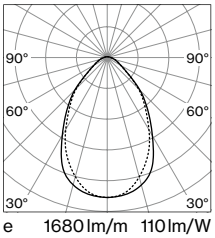

e	1680 lm/m	110 lm/W
e²	2770 lm/m	114 lm/W

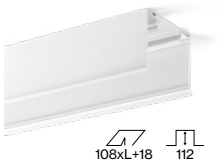

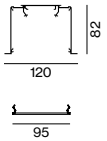

FRAME 100 trim

INSTALLATION CHANNEL / LIGHT OPTIC COVER / CORNER 90°

TYPE	L (mm)	ORDER CODE
channel	1172	035-0125
channel	1472	035-0155
channel	3000	035-0305
channel	custom	E82150
cover	1171	006-12122
cover	1470	006-12152
cover	2997	006-12302
cover	custom	E80650 0
channel corner 90° + cover	205x205	035-1265
blind cover	1172	006-1112
blind cover	1472	006-1115
blind cover	3000	006-1130
blind cover	custom	E80650 B

order installation channel, cover, light inset + mounting accessories separately
more lenghts, X- and T-connector on request



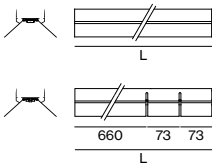

UGR ≤ 19 | cd/m² ≤ 3000 | DALI 1 ADDR. | 220-240V | CB

LIGHT INSET 100

SYSTEM POWER (e / e²)	L (mm)	ORDER CODE
8.7 / 14 W	571	007-86 2 7
13 / 21 W	871	007-86 3 7
15 / 28 W	1171	007-86 4 7
19 / 34 W	1463	007-86 5 7 ●
31 / 55 W	2341	007-86 8 7
38 / 68 W	2997	007-86 9 7
flexible inset 15 / 28 W	660-1171	007-86 F 7
flexible inset 31 / 55 W	1903-2341	007-86 G 7

TUNABLE WHITE | DALI 2 ADDR. | 220-240V

LIGHT INSET 100 tunable white 2700–6500 K

SYSTEM POWER (e²)	L (mm)	ORDER CODE
21 W	871	007-8633D37
28 W	1171	007-8634D37
34 W	1463	007-8635D37
55 W	2341	007-8638D37

Accessories

END CAPS

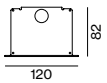

TYPE	ORDER CODE
end caps (pair)	035-1315

LINEAR CONNECTOR

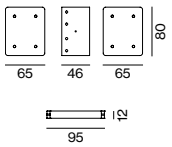

TYPE	ORDER CODE
linear connector (1 piece)	005-40066
linear connector (10 pieces)	005-40066.10
opal cover linear connector	006-10000

MOUNTING BRACKET

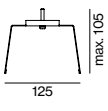

TYPE	CEILING THICKNESS (mm)	ORDER CODE
mounting bracket (1 piece)	8-25	035-10230
mounting bracket (25 pieces)	8-25	035-10230.25

number of brackets required: length of your system in metres+1

THROUGH WIRE

TYPE	ORDER CODE
3 × 1.5 mm² (non DIM, 10 pieces)	004-90003
5 × 1.5 mm² (DALI-2, 10 pieces)	004-90005

back





Description

EN Luminaire housing made of extruded aluminium; for trimless installation in plasterboard ceilings; special edge design with grooves for better adhesion of filler; suitable for ceiling thickness of 8–25 mm; surface white powder coated; luminaire profile for mounting available in advance; remaining luminaire components mounted without tools; light inset consisting of highly reflective coated extruded profile for improved thermal management; HPO (High Performance Opal) cover for uniform illumination; micro prismatic PMMA diffuser incl. diffuser film for homogeneous illumination and reduced luminance; UGR ≤ 19 for "e" LEDs versions; energy-efficient LEDs with very good colour rendering; binning initial ≤ 3 MacAdam; available in the light colours 3000 K and 4000 K; CRI ≥ 80; min. 90 % of the luminous flux after 50 000 hours; degree of protection IP 20; PC I; photobiological safety according to IEC 62471 risk group 0; optionally non-dimmable or DALI-2 control (e²)

DE Leuchtenkörper aus Aluminiumstrangpressprofil; geeignet für den randlosen Einbau in Gipskartondecken; spezielle Randausbildung mit Rillen für bessere Haftung der Spachtelmasse; geeignet für Deckenstärken von 8–25 mm; Oberfläche weiß pulverbeschichtet; Leuchtenprofil für Montage vorab lieferbar; restliche Leuchtenkomponenten werkzeuglos montierbar; Lichteinsatz bestehend aus hochreflektierend lackiertem Strangpressprofil für verbessertes Thermomanagement; HPO (High Performance Opal) Abdeckung für homogene Ausleuchtung; mikroprismatische PMMA-Abdeckung inkl. Diffusorfolie zur Reduktion der Leuchtdichte bei homogener Ausleuchtung; UGR ≤ 19 für "e" LEDs Varianten; energieeffiziente LEDs mit sehr guter Farbwiedergabe; Binning initial ≤ 3 MacAdam; lieferbar in den Lichtfarben 3000 K und 4000 K; CRI ≥ 80; min. 90 % des Lichtstromes nach 50 000 h Lebensdauer; Schutzart IP 20; SK I; photobiologische Sicherheit gemäß IEC 62471 Risikogruppe 0; wahlweise nicht dimmbar oder DALI-2 Steuerung (e²)

MINIMAL 60

recessed trimless

Quickinfo

3000 K, 4000 K
CRI ≥ 80
L90 @ 50 000 h
up to 6320 lm
non DIM, DALI-2
opal, microprismatic (UGR ≤ 19)

Types

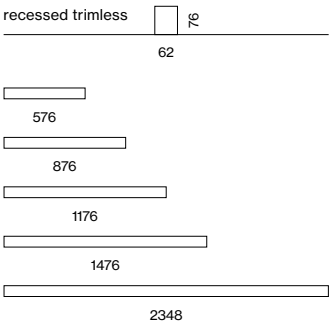

Colour

Light distributions



Order options

LED TYPE

e	L
e²	M

COLOUR TEMPERATURE

3000 K	5
4000 K	6

CONTROL

non DIM	1
DALI-2 (only e²)	3

MATERIAL COLOUR

white

LIGHT OPTIC COVER

opal high performance	H
microprismatic	Z
microprismatic (UGR ≤ 19)*	G

*UGR ≤ 19 only with e LED

Options on request

COLOUR RENDERING INDEX

CRI ≥ 90
CRI ≥ 98 XPECTRUM

COLOUR TEMPERATURE

tunable white 2700–6500 K (2 DALI-2)

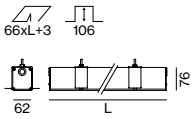

MINIMAL 60 trimless

UGR ≤ 19 · DALI 1 ADDR. · 220-240 V · CB

LUMINAIRE

SYS. POWER	COLOUR TEMP.	LUM. FLUX	L (mm)	ORDER CODE
8.7 W e	3000 K	902 lm	576	052-32 2 7
	4000 K	955 lm		
14 W e²	3000 K	1490 lm		
	4000 K	1580 lm		
13 W e	3000 K	1350 lm	876	052-32 3 7
	4000 K	1430 lm		
21 W e²	3000 K	2240 lm		
	4000 K	2370 lm		
15 W e	3000 K	1800 lm	1176	052-32 4 7
	4000 K	1910 lm		
28 W e²	3000 K	2980 lm		
	4000 K	3160 lm		
19 W e	3000 K	2250 lm	1476	052-32 5 7
	4000 K	2390 lm		
34 W e²	3000 K	3730 lm		
	4000 K	3950 lm		
31 W e	3000 K	3610 lm	2348	052-32 8 7
	4000 K	3820 lm		
55 W e²	3000 K	5970 lm		
	4000 K	6320 lm		

luminous flux opal high performance, -15 % by microprismatic Z and G cover, -15 % by microprismatic G (UGR ≤ 19) cover

LIGHT DISTRIBUTION

opal high performance

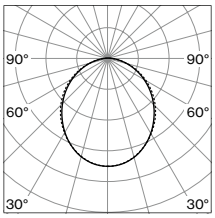

microprismatic Z

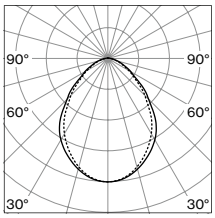

microprismatic G (UGR ≤ 19)

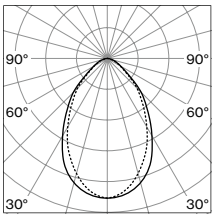

Mounting accessories



CONCRETE INSTALLATION HOUSING

L (mm)	W·H (mm)	ORDER CODE
635	75·88	036-04066
935	75·88	036-04096
1235	75·88	036-04126
1535	75·88	036-04156
2407	75·88	036-04236

no use for wall installation (only on request)



Description

EN Luminaire housing from extruded aluminium profile with 55mm wide light exit; for trimless installation in plasterboard ceilings; special edge design with grooves for better adhesion of filler; for continuous lighting systems; for ceiling thickness of 8–25 mm; surface white powder coated; luminaire profile for mounting available in advance; remaining luminaire components mounted without tools; light inset consisting of highly reflective coated extruded profile for improved thermal management; option: lighting module is versatile in length; HPO (High Performance Opal) cover for uniform illumination; micro prismatic PMMA diffuser incl. diffuser film for homogeneous illumination and reduced luminance; UGR ≤ 19 for "e" LEDs versions; energy-efficient LEDs with very good colour rendering; binning initial ≤ 3 MacAdam; light colour 3000 K or 4000 K, optionally with tunable white diodes (2700–6500 K); CRI ≥ 80 or CRI ≥ 90; L90 / 50 000 h; degree of protection IP 20; PC I; photobiological safety according to IEC 62471 risk group 0; optionally non-dimmable or DALI-2 control (e²); optionally emergency light with 1h or 3h battery and self test

DE Leuchtenkörper aus Aluminiumstrang-pressprofil mit 55mm breitem Lichtaustritt; geeignet für den randlosen Einbau in Gipskartondecken; spezielle Randausbildung mit Rillen für bessere Haftung der Spachtel-masse; für durchgehende Lichtsysteme; für Deckenstärken von 8–25 mm; Oberfläche weiß pulverbeschichtet; Leuchtenprofil für Montage vorab lieferbar; restliche Leuch-tenkomponenten werkzeuglos montierbar; Lichteinsatz bestehend aus hochreflektierend lackiertem Strangpressprofil für verbessertes Thermomanagement; optional flexibel ablängbarer Lichteinsatz; HPO (High Per-formance Opal) Abdeckung für homogene Ausleuchtung; mikroprismatische PMMA-Ab-deckung inkl. Diffusorfolie zur Reduktion der Leuchtdichte bei homogener Ausleuchtung; UGR ≤ 19 für "e" LEDs Varianten; energieeffi-ziente LEDs mit sehr guter Farbwiedergabe; Binning initial ≤ 3 MacAdam; Lichtfarbe 3000 K oder 4000 K, optional mit Tunable White Bestückung (2700–6500 K); CRI ≥ 80 oder CRI ≥ 90; L90 / 50 000 h; Schutzart IP 20; SK I; photobiologische Sicherheit gemäß IEC 62471 Risikogruppe 0; wahlweise nicht dimmbar oder DALI-2 Steuerung (e²); optional Notlich-telement mit 1h oder 3h Akku und Selbsttest

MINIMAL 60 system
recessed trimless

Quickinfo

3000 K, 4000 K, TW
CRI ≥ 80, CRI ≥ 90
L90 @ 50 000 h
up to 2760 lm/m
non DIM, DALI-2
opal, microprismatic (UGR ≤ 19)

Types

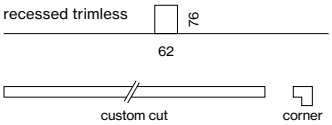

Colour

Light distributions





INSET 60
wallwasher
518



CONCRETE INSTALLATION HOUSING
521

Order options

LED TYPE

e	L
e²	M

COLOUR TEMPERATURE

3000 K (CRI ≥ 90)	0
4000 K (CRI ≥ 90)	1
3000 K (CRI ≥ 80)	5
4000 K (CRI ≥ 80)	6

CONTROL

non DIM	1
DALI-2 (only e²)	3

MATERIAL COLOUR

white

LIGHT OPTIC COVER

opal high performance	H
microprismatic	Z
microprismatic (UGR ≤ 19)*	G
blind cover**	B

*UGR ≤ 19 only with e LED
**only for channel corner 90°

EMERGENCY LIGHT

1h Accupack	N L 1
3h Accupack	N L 3

Options on request

COLOUR RENDERING INDEX

CRI ≥ 98 XPECTRUM

LIGHT DISTRIBUTION

opal high perform. 4000 K

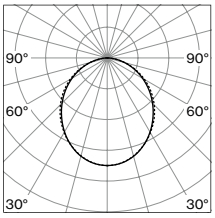

e	1670 lm/m	110 lm/W
e²	2760 lm/m	113 lm/W

microprismatic Z 4000 K

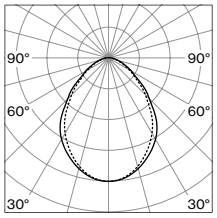

e	1450 lm/m	95 lm/W
e²	2400 lm/m	98 lm/W

microprismatic G 4000 K

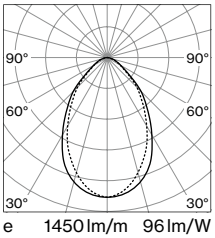

e	1450 lm/m	96 lm/W
e²	2400 lm/m	98 lm/W

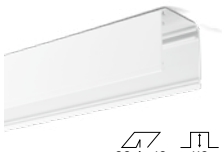





MINIMAL 60 trimless

INSTALLATION CHANNEL / LIGHT OPTIC COVER / CORNER 90°

TYPE	L (mm)	ORDER CODE
channel	1172	036-01247
channel	1472	036-01547
channel	3000	036-03047
channel	custom	E82030 · · · · 7
cover	1171	006-16122
cover	1470	006-16152
cover	2997	006-16302
cover	custom	E80630 · · · · 0
channel corner 90° + cover	140x140	036-12647
blind cover	1172	006-18127
blind cover	1472	006-18157
blind cover	3000	006-18307
blind cover	custom	E80630 · · · · 7B

order installation channel, cover, light inset + mounting accessories separately
more lenghts, X- and T-connector on request



1 ADDR. 220-240V CB

LIGHT INSET 60

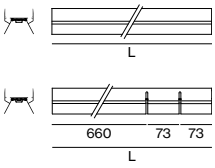

SYSTEM POWER (e / e²)	L (mm)	ORDER CODE
8.7 / 14 W	571	007-93 2 7
13 / 21 W	871	007-93 3 7
15 / 28 W	1171	007-93 4 7
19 / 34 W	1463	007-93 5 7 ●
31 / 55 W	2341	007-93 8 7
38 / 68 W	2997	007-93 9 7
flexible inset 15 / 28 W	660-1171	007-93 F 7
flexible inset 31 / 55 W	1903-2341	007-93 G 7

TUNABLE WHITE 2 ADDR. 220-240V

LIGHT INSET 60 tunable white 2700–6500 K

SYSTEM POWER (e²)	L (mm)	ORDER CODE
21 W	871	007-9333D37
28 W	1171	007-9334D37
34 W	1463	007-9335D37
55 W	2341	007-9338D37

Accessories



END CAPS

TYPE	ORDER CODE
end caps (pair)	036-13047

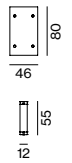

LINEAR CONNECTOR

TYPE	ORDER CODE
linear connector (1 piece)	005-40046
linear connector (10 pieces)	005-40046.10
opal cover linear connector	006-14000

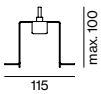

MOUNTING BRACKET

TYPE	CEILING THICKNESS (mm)	ORDER CODE
mounting bracket (1 piece)	8-25	036-10200
mounting bracket (25 pieces)	8-25	036-10200.25

number of brackets required: length of your system in metres+1

THROUGH WIRE

TYPE	ORDER CODE
3 × 1.5 mm² (non DIM, 10 pieces)	004-90003
5 × 1.5 mm² (DALI-2, 10 pieces)	004-90005

back

Description

EN Circular segment of rolled aluminium profile with 55mm wide light emission, seamlessly welded; for trimless installation in plasterboard ceilings; special edge design with grooves for better adhesion of filler; designed for continuous lighting systems; suitable for ceiling thickness of 8 – 25 mm; surface white powder coated; luminaire profile for mounting available in advance; remaining luminaire components mounted without tools; light inset consisting of highly reflective coated die-cast aluminium for improved thermal management; HPO (High Performance Opal) cover for uniform illumination; micro prismatic PMMA diffuser incl. diffuser film for homogeneous illumination and reduced luminance; energy-efficient LEDs with very good colour rendering; binning initial ≤ 3 MacAdam; available in the light colours 3000 K and 4000 K; CRI ≥ 80; min. 90 % of the luminous flux after 50 000 hours; degree of protection IP 20; PC I; photobiological safety according to IEC 62471 risk group 0; optionally non-dimmable or DALI-2 control (e²)

DE Kreissegment aus gerolltem Aluminiumprofil mit 55mm breitem Lichtaustritt, nahtlos verschweißt; geeignet für den randlosen Einbau in Gipskartondecken; spezielle Randausbildung mit Rillen für bessere Haftung der Spachtelmasse; ausgelegt für durchgehende Lichtsysteme; geeignet für Deckenstärken von 8 – 25 mm; Oberfläche weiß pulverbeschichtet; Leuchtenprofil für Montage vorab lieferbar; restliche Leuchtenkomponenten werkzeuglos montierbar; Lichteinsatz bestehend aus hochreflektierend lackiertem Aluminiumdruckguss für verbessertes Thermomanagement; HPO (High Performance Opal) Abdeckung für homogene Ausleuchtung; mikroprismatische PMMA-Abdeckung inkl. Diffusorfolie zur Reduktion der Leuchtdichte bei homogener Ausleuchtung; energieeffiziente LEDs mit sehr guter Farbwiedergabe; Binning initial ≤ 3 MacAdam; lieferbar in den Lichtfarben 3000 K und 4000 K; CRI ≥ 80; min. 90 % des Lichtstromes nach 50 000 h Lebensdauer; Schutzart IP 20; SK I; photobiologische Sicherheit gemäß IEC 62471 Risikogruppe 0; wahlweise nicht dimmbar oder DALI-2 Steuerung (e²)

MINIMAL 60 CURVE system

recessed trimless

Quickinfo

3000 K, 4000 K
CRI ≥ 80
L90 @ 50 000 h
up to 2850 lm/m
non DIM, DALI-2
opal, microprismatic

Types



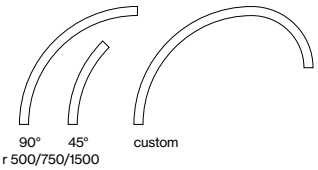

Colour



Light distributions



Order options

LED TYPE

e	4
e²	5

COLOUR TEMPERATURE

3000 K	5
4000 K	6

CONTROL

non DIM	1
DALI-2 (only e²)	3

MATERIAL COLOUR

white

LIGHT OPTIC COVER

opal high performance	H
microprismatic	Z

Options on request

COLOUR RENDERING INDEX

CRI ≥ 90
CRI ≥ 98 XPECTRUM

LIGHT OPTIC COVER

microprismatic (UGR ≤ 19)



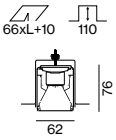

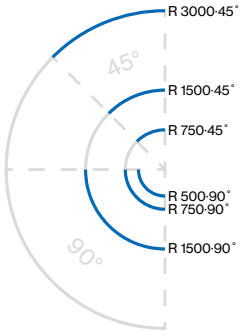

MINIMAL 60 CURVE trimless



INSTALLATION CHANNEL + LIGHT INSET + LIGHT OPTIC COVER

SYSTEM POWER (e / e²)	R (mm)	ORDER CODE
13 / 17 W	500·90°	036-095 7
10 / 13 W	750·45°	036-090 7
18 / 27 W	750·90°	036-091 7
18 / 27 W	1500·45°	036-092 7
37 / 53 W (2 DALI-2)	1500·90°	036-093 7
37 / 53 W (2 DALI-2)	3000·45°	036-094 7

COVER	LED TYPE	COLOUR TEMP.	SYSTEM POWER	DELIVERED LUMENS	EFFICACY
opal cover	e	3000 K	17 W/m	1970 lm/m	116 lm/W
		4000 K		2090 lm/m	123 lm/W
	e²	3000 K	23 W/m	2690 lm/m	115 lm/W
		4000 K		2850 lm/m	122 lm/W
microprismatic cover	e	3000 K	17 W/m	1680 lm/m	101 lm/W
		4000 K		1780 lm/m	107 lm/W
	e²	3000 K	23 W/m	2290 lm/m	95 lm/W
		4000 K		2470 lm/m	106 lm/W

LIGHT DISTRIBUTION

opal

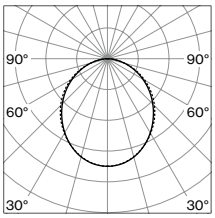

microprismatic

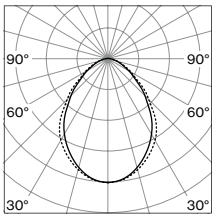

Accessories

END CAPS



TYPE	ORDER CODE
end caps (pair)	036-13047

LINEAR CONNECTOR

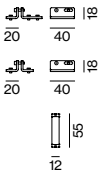

TYPE	ORDER CODE
linear to curve profile	005-40159
curve to curve profile	005-40158
opal cover linear connector	006-14000

INSTALLATION TEMPLATE

TYPE	ORDER CODE
500 / 90°	034-0901310
750 / 90° (2x45°)	034-0901010
1500 / 45°	034-0901110
3000 / 22.5°	034-0901210

034-0901010 (1 piece) **034-0901010.10** (10 pieces)

THROUGH WIRE

TYPE	ORDER CODE
3 × 1.5 mm² (non DIM, 10 pieces)	004-90003
5 × 1.5 mm² (DALI-2, 10 pieces)	004-90005

back





Description

EN Luminaire housing made of extruded aluminium; for trimless installation in plasterboard ceilings; special edge design with grooves for better adhesion of filler; suitable for ceiling thickness of 8–25 mm; surface white powder coated; luminaire profile for mounting available in advance; remaining luminaire components mounted without tools; light inset consisting of highly reflective coated extruded profile for improved thermal management; HPO (High Performance Opal) cover for uniform illumination; micro prismatic PMMA diffuser incl. diffuser film for homogeneous illumination and reduced luminance; workplace light suitable for VDUs according to DIN EN 12464-1 (UGR ≤ 19); energy-efficient LEDs with very good colour rendering; binning initial ≤ 3 MacAdam; available in the light colours 3000 K and 4000 K; CRI ≥ 80; min. 90 % of the luminous flux after 50 000 hours; degree of protection IP 20; PC I; photobiological safety according to IEC 62471 risk group 0; optionally non-dimmable or DALI-2 control (e²)

DE Leuchtenkörper aus Aluminiumstrangpressprofil; geeignet für den randlosen Einbau in Gipskartondecken; spezielle Randausbildung mit Rillen für bessere Haftung der Spachtelmasse; geeignet für Deckenstärken von 8–25 mm; Oberfläche weiß pulverbeschichtet; Leuchtenprofil für Montage vorab lieferbar; restliche Leuchtenkomponenten werkzeuglos montierbar; Lichteinsatz bestehend aus hochreflektierend lackiertem Strangpressprofil für verbessertes Thermomanagement; HPO (High Performance Opal) Abdeckung für homogene Ausleuchtung; mikroprismatische PMMA-Abdeckung inkl. Diffusorfolie zur Reduktion der Leuchtdichte bei homogener Ausleuchtung; bildschirmtaugliche Arbeitsplatzleuchte nach DIN EN 12464-1 (UGR ≤ 19); energieeffiziente LEDs mit sehr guter Farbwiedergabe; Binning initial ≤ 3 MacAdam; lieferbar in den Lichtfarben 3000 K und 4000 K; CRI ≥ 80; min. 90 % des Lichtstromes nach 50 000 h Lebensdauer; Schutzart IP 20; SK I; photobiologische Sicherheit gemäß IEC 62471 Risikogruppe 0; wahlweise nicht dimmbar oder DALI-2 Steuerung (e²)

MINIMAL 100

recessed trimless

Quickinfo

3000 K, 4000 K
CRI ≥ 80
L90 @ 50 000 h
UGR ≤ 19 / 65° ≤ 3000 cd/m²
up to 7070 lm
non DIM, DALI-2
opal, microprismatic (UGR ≤ 19)

Types

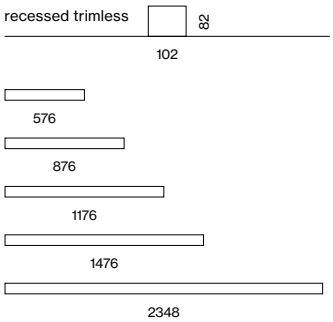

Colour

Light distributions



Order options

LED TYPE

e	L
e²	M

COLOUR TEMPERATURE

3000 K	5
4000 K	6

CONTROL

non DIM	1
DALI-2 (only e²)	3

MATERIAL COLOUR

white

LIGHT OPTIC COVER

opal high performance	H
microprismatic	Z
microprismatic (UGR ≤ 19)	G

Options on request

COLOUR RENDERING INDEX

CRI ≥ 90
CRI ≥ 98 XPECTRUM

COLOUR TEMPERATURE

tunable white 2700–6500 K (2 DALI-2)

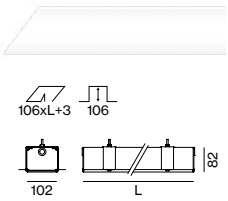

MINIMAL 100 trimless

UGR ≤ 19 | cd/m² ≤ 3000 | DALI 1 ADDR. | 220-240 V | CB

LUMINAIRE

SYS. POWER	COLOUR TEMP.	LUM. FLUX	L (mm)	ORDER CODE
8.7 W e	3000 K	1010 lm	576	052-332 7
	4000 K	1070 lm		
14 W e²	3000 K	1670 lm		
	4000 K	1770 lm		
13 W e	3000 K	1520 lm	876	052-333 7
	4000 K	1600 lm		
21 W e²	3000 K	2510 lm		
	4000 K	2650 lm		
15 W e	3000 K	2020 lm	1176	052-334 7
	4000 K	2140 lm		
28 W e²	3000 K	3340 lm		
	4000 K	3540 lm		
19 W e	3000 K	2530 lm	1476	052-335 7
	4000 K	2670 lm		
34 W e²	3000 K	4180 lm		
	4000 K	4420 lm		
31 W e	3000 K	4040 lm	2348	052-338 7
	4000 K	4280 lm		
55 W e²	3000 K	6680 lm		
	4000 K	7070 lm		

luminous flux opal high performance, -8 % by microprismatic Z cover,
-10 % by microprismatic G (UGR ≤ 19) cover

LIGHT DISTRIBUTION

opal high performance

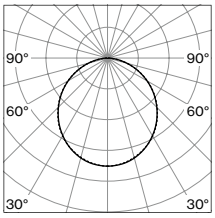

microprismatic Z

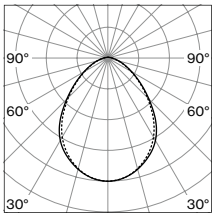

microprismatic G (UGR ≤ 19)

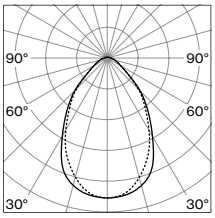

Mounting accessories



CONCRETE INSTALLATION HOUSING

L (mm)	W·H (mm)	ORDER CODE
635	116·94	036-05066
935	116·94	036-05096
1235	116·94	036-05126
1535	116·94	036-05156
2407	116·94	036-05236

no use for wall installation (only on request)

back



Description

EN Luminaire housing from extruded aluminium profile with 95mm wide light exit; for trimless installation in plasterboard ceilings; special edge design with grooves for better adhesion of filler; for continuous lighting systems; for ceiling thickness of 8–25 mm; surface white powder coated; luminaire profile for mounting available in advance; remaining luminaire components mounted without tools; light inset consisting of highly reflective coated extruded profile for improved thermal management; option: lighting module is versatile in length; HPO (High Performance Opal) cover for uniform illumination; micro prismatic PMMA diffuser incl. diffuser film for homogeneous illumination and reduced luminance; workplace light suitable for VDUs according to DIN EN 12464-1 (UGR ≤ 19); energy-efficient LEDs with very good colour rendering; binning initial ≤ 3 MacAdam; light colour 3000 K or 4000 K, optionally with tunable white diodes (2700–6500 K); CRI ≥ 80 or CRI ≥ 90; L90 / 50 000 h; degree of protection IP 20; PC I; photobiological safety according to IEC 62471 risk group 0; optionally non-dimmable or DALI-2 control (e²); optionally emergency light with 1h or 3h battery and self test

DE Leuchtenkörper aus Aluminiumstrangpressprofil mit 95mm breitem Lichtaustritt; geeignet für den randlosen Einbau in Gipskartondecken; spezielle Randausbildung mit Rillen für bessere Haftung der Spachtelmasse; für durchgehende Lichtsysteme; für Deckenstärken von 8–25 mm; Oberfläche weiß pulverbeschichtet; Leuchtenprofil für Montage vorab lieferbar; restliche Leuchtenkomponenten werkzeuglos montierbar; Lichteinsatz bestehend aus hochreflektierend lackiertem Strangpressprofil für verbessertes Thermomanagement; optional flexibel ablängbarer Lichteinsatz; HPO (High Performance Opal) Abdeckung für homogene Ausleuchtung; mikroprismatische PMMA-Abdeckung inkl. Diffusorfolie zur Reduktion der Leuchtdichte bei homogener Ausleuchtung; bildschirmtaugliche Arbeitsplatzleuchte nach DIN EN 12464-1 (UGR ≤ 19); energieeffiziente LEDs mit sehr guter Farbwiedergabe; Binning initial ≤ 3 MacAdam; Lichtfarbe 3000 K oder 4000 K, optional mit Tunable White Bestückung (2700–6500 K); CRI ≥ 80 oder CRI ≥ 90; L90 / 50 000 h; Schutzart IP 20; SK I; photobiologische Sicherheit gemäß IEC 62471 Risikogruppe 0; wahlweise nicht dimmbar oder DALI-2 Steuerung (e²); optional Notlichtelement mit 1h oder 3h Akku und Selbsttest

MINIMAL 100 system
recessed trimless

Quickinfo

3000 K, 4000 K, TW
CRI ≥ 80, CRI ≥ 90
L90 @ 50 000 h
UGR ≤ 19 / 65° ≤ 3000 cd/m²
up to 3090 lm/m
non DIM, DALI-2
opal, microprismatic (UGR ≤ 19)

Types

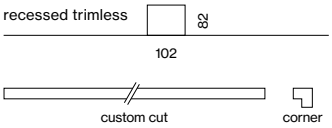

Colour

Light distributions





INSET 100
wallwasher
519



CONCRETE INSTALLATION HOUSING
521

Order options

LED TYPE

e	L
e²	M

COLOUR TEMPERATURE

3000 K (CRI ≥ 90)	0
4000 K (CRI ≥ 90)	1
3000 K (CRI ≥ 80)	5
4000 K (CRI ≥ 80)	6

CONTROL

non DIM	1
DALI-2 (only e²)	3

MATERIAL COLOUR

white

LIGHT OPTIC COVER

opal high performance	H
microprismatic	Z
microprismatic (UGR ≤ 19)	G
blind cover*	B

*only for channel corner 90°

EMERGENCY LIGHT

1h Accupack	N L 1
3h Accupack	N L 3

Options on request

COLOUR RENDERING INDEX

CRI ≥ 98 XPECTRUM

LIGHT DISTRIBUTION

opal high perform. 4000 K

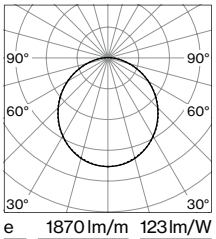

e	1870 lm/m	123 lm/W
e²	3090 lm/m	126 lm/W

microprismatic Z 4000 K

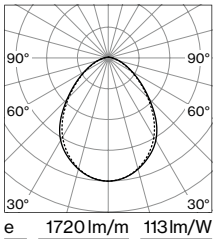

e	1720 lm/m	113 lm/W
e²	2850 lm/m	116 lm/W

microprismatic G 4000 K

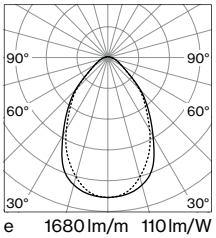

e	1680 lm/m	110 lm/W
e²	2770 lm/m	114 lm/W

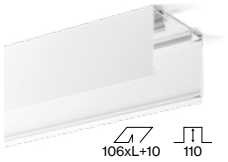

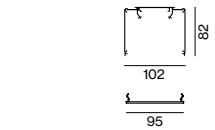

MINIMAL 100 trimless

INSTALLATION CHANNEL / LIGHT OPTIC COVER / CORNER 90°

TYPE	L (mm)	ORDER CODE
channel	1172	036-01267
channel	1472	036-01567
channel	3000	036-03067
channel	custom	E82050 · · · · 7
cover	1171	006-12122
cover	1470	006-12152
cover	2997	006-12302
cover	custom	E80650 · · · · 0
channel corner 90° + cover	200x200	036-12667
blind cover	1172	006-11127
blind cover	1472	006-11157
blind cover	3000	006-11307
blind cover	custom	E80650 · · · · 7B

order installation channel, cover, light inset + mounting accessories separately
more lenghts, X- and T-connector on request



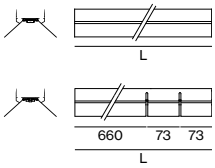

UGR ≤ 19 | cd/m² ≤ 3000 | DALI 1 ADDR. | 220-240V | CB

LIGHT INSET 100

SYSTEM POWER (e / e²)	L (mm)	ORDER CODE
8.7 / 14 W	571	007-86 2 7
13 / 21 W	871	007-86 3 7
15 / 28 W	1171	007-86 4 7
19 / 34 W	1463	007-86 5 7 ●
31 / 55 W	2341	007-86 8 7
38 / 68 W	2997	007-86 9 7
flexible inset 15 / 28 W	660-1171	007-86 F 7
flexible inset 31 / 55 W	1903-2341	007-86 G 7

TUNABLE WHITE | DALI 2 ADDR. | 220-240V

LIGHT INSET 100 tunable white 2700–6500 K

SYSTEM POWER (e²)	L (mm)	ORDER CODE
21 W	871	007-8633D37
28 W	1171	007-8634D37
34 W	1463	007-8635D37
55 W	2341	007-8638D37

Accessories



END CAPS

TYPE	ORDER CODE
end caps (pair)	036-13067

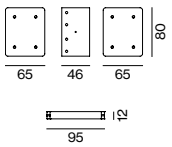

LINEAR CONNECTOR

TYPE	ORDER CODE
linear connector (1 piece)	005-40066
linear connector (10 pieces)	005-40066.10
opal cover linear connector	006-10000

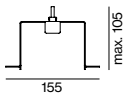

MOUNTING BRACKET

TYPE	CEILING THICKNESS (mm)	ORDER CODE
mounting bracket (1 piece)	8–25	036-10300
mounting bracket (25 pieces)	8–25	036-10300.25

number of brackets required: length of your system in metres+1

THROUGH WIRE

TYPE	ORDER CODE
3 × 1.5 mm² (non DIM, 10 pieces)	004-90003
5 × 1.5 mm² (DALI-2, 10 pieces)	004-90005

back





Description

EN Luminaire housing from extruded aluminium profile, angular design; no visible screws; surface white, gray, black or gold powder coated; luminaire profile for mounting available in advance; remaining luminaire components mounted without tools; light inset consisting of highly reflective coated extruded profile for improved thermal management; HPO (High Performance Opal) cover for uniform illumination; with increased transmission and diffusion; micro prismatic PMMA diffuser incl. diffuser film for homogeneous illumination and reduced luminance; UGR ≤ 19 for "e" LEDs versions; energy-efficient LEDs with very good colour rendering; binning initial ≤ 3 MacAdam; available in the light colours 3000 K and 4000 K; CRI ≥ 80; min. 90 % of the luminous flux after 50 000 hours; degree of protection IP 20; PC I; photobiological safety according to IEC 62471 risk group 0; optionally non-dimmable or DALI-2 control (e²)

DE Leuchtenkörper aus Aluminiumstrangpressprofil, kantige Ausführung; keine sichtbaren Schrauben; Oberfläche weiß, grau, schwarz oder gold pulverbeschichtet; Leuchtenprofil für Montage vorab lieferbar; restliche Leuchtenkomponenten werkzeuglos montierbar; Lichteinsatz bestehend aus hochreflektierend lackiertem Strangpressprofil für verbessertes Thermomanagement; HPO (High Performance Opal) Abdeckung für homogene Ausleuchtung; mit erhöhter Transmission und Diffusion; mikroprismatische PMMA-Abdeckung inkl. Diffusorfolie zur Reduktion der Leuchtdichte bei homogener Ausleuchtung; UGR ≤ 19 für "e" LEDs Varianten; energieeffiziente LEDs mit sehr guter Farbwiedergabe; Binning initial ≤ 3 MacAdam; lieferbar in den Lichtfarben 3000 K und 4000 K; CRI ≥ 80; min. 90 % des Lichtstromes nach 50 000 h Lebensdauer; Schutzart IP 20; SK I; photobiologische Sicherheit gemäß IEC 62471 Risikogruppe 0; wahlweise nicht dimmbar oder DALI-2 Steuerung (e²)

MINO 60

surface

Quickinfo

3000 K, 4000 K
CRI ≥ 80
L90 @ 50 000 h
up to 6320 lm
non DIM, DALI-2
opal, microprismatic (UGR ≤ 19)

Types

surface

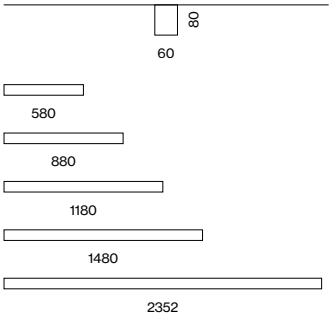

Colours



standard

Light distributions



direct



CONCRETE INSTALLATION HOUSING
521

Order options

LED TYPE

e	L
e²	M

COLOUR TEMPERATURE

3000 K	5
4000 K	6

CONTROL

non DIM	1
DALI-2 (only e²)	3

MATERIAL COLOUR

white	7
grey	G
black	8
gold	9

7 G 8 9

LIGHT OPTIC COVER

opal high performance	H
microprismatic	Z
microprismatic (UGR ≤ 19)*	G

*UGR ≤ 19 only with e LED

Options on request

COLOUR RENDERING INDEX

CRI ≥ 90
CRI ≥ 98 XPECTRUM

COLOUR TEMPERATURE

tunable white 2700–6500 K (2 DALI)

INDIVIDUAL MATERIAL COLOUR

➔ MINO 60 ceiling system



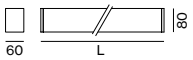

MINO 60 surface

UGR ≤ 19 | DALI 1 ADDR. | 220-240 V | CB

LUMINAIRE

SYS. POWER	COLOUR TEMP.	LUM. FLUX	L (mm)	ORDER CODE
8.7 W e	3000 K	902 lm	580	0 4 6 - 4 1 2
	4000 K	955 lm		
14 W e²	3000 K	1490 lm	580	
	4000 K	1580 lm		
13 W e	3000 K	1350 lm	880	0 4 6 - 4 1 3
	4000 K	1430 lm		
21 W e²	3000 K	2240 lm	880	
	4000 K	2370 lm		
15 W e	3000 K	1800 lm	1180	0 4 6 - 4 1 4
	4000 K	1910 lm		
28 W e²	3000 K	2980 lm	1180	
	4000 K	3160 lm		
19 W e	3000 K	2250 lm	1480	0 4 6 - 4 1 5
	4000 K	2390 lm		
34 W e²	3000 K	3730 lm	1480	
	4000 K	3950 lm		
31 W e	3000 K	3610 lm	2352	0 4 6 - 4 1 8
	4000 K	3820 lm		
55 W e²	3000 K	5970 lm	2352	
	4000 K	6320 lm		

luminous flux opal high performance, -15 % by microprismatic Z cover,
-15 % by microprismatic G (UGR ≤ 19) cover

LIGHT DISTRIBUTION

opal high performance

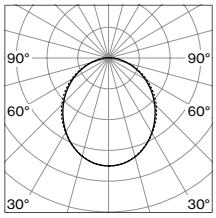

direct

microprismatic Z

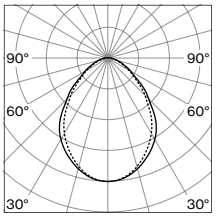

direct

microprismatic G (UGR ≤ 19)

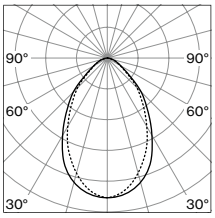

direct

back



Description

EN Luminaire housing from extruded aluminium profile, angular design; no visible screws; surface white, gray, black or gold powder coated; luminaire profile for mounting available in advance; remaining luminaire components mounted without tools; light inset consisting of highly reflective coated extruded profile for improved thermal management; suspended luminaire with 1500 mm cable suspension; with integrated tool-less suspension height adjustment; spring clip attachment to the luminaire; freely positionable; incl. transparent feed; HPO (High Performance Opal) cover for uniform illumination; with increased transmission and diffusion; micro prismatic PMMA diffuser incl. diffuser film for homogeneous illumination and reduced luminance; UGR ≤ 19 for "e" LEDs versions; energy-efficient LEDs with very good colour rendering; binning initial ≤ 3 MacAdam; available in the light colours 3000 K and 4000 K; CRI ≥ 80; min. 90 % of the luminous flux after 50 000 hours; degree of protection IP 20; PC I; photobiological safety according to IEC 62471 risk group 0; optionally non-dimmable or DALI-2 control (e²)

DE Leuchtenkörper aus Aluminiumstrangpressprofil, kantige Ausführung; keine sichtbaren Schrauben; Oberfläche weiß, grau, schwarz oder gold pulverbeschichtet; Leuchtenprofil für Montage vorab lieferbar; restliche Leuchtenkomponenten werkzeuglos montierbar; Lichteinsatz bestehend aus hochreflektierend lackiertem Strangpressprofil für verbessertes Thermomanagement; Pendelleuchte mit 1500 mm Seilabhängung; werkzeuglose Höhenverstellung an der Leuchte; Befestigung an der Leuchte mittels Federclips; frei positionierbar; inkl. transparenter Einspeiseleitung; HPO (High Performance Opal) Abdeckung für homogene Ausleuchtung; mit erhöhter Transmission und Diffusion; mikroprismatische PMMA-Abdeckung inkl. Diffusorfolie zur Reduktion der Leuchtdichte bei homogener Ausleuchtung; UGR ≤ 19 für "e" LEDs Varianten; energieeffiziente LEDs mit sehr guter Farbwiedergabe; Binning initial ≤ 3 MacAdam; lieferbar in den Lichtfarben 3000 K und 4000 K; CRI ≥ 80; min. 90 % des Lichtstromes nach 50 000 h Lebensdauer; Schutzart IP 20; SK I; photobiologische Sicherheit gemäß IEC 62471 Risikogruppe 0; wahlweise nicht dimmbar oder DALI-2 Steuerung (e²)

MINO 60

suspended

Quickinfo

3000 K, 4000 K
CRI ≥ 80
L90 @ 50 000 h
up to 6320 lm
non DIM, DALI-2
opal, microprismatic (UGR ≤ 19)

Types

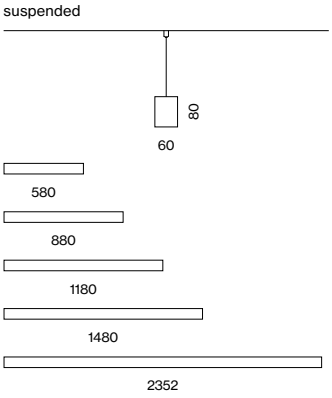

Colours



standard

Light distributions



direct

Order options

LED TYPE

e	L
e²	M

COLOUR TEMPERATURE

3000 K	5
4000 K	6

CONTROL

non DIM	1
DALI-2 (only e²)	3

MATERIAL COLOUR

white	7
grey	G
black	8
gold*	9

*canopy always in white

7 G 8 9

LIGHT OPTIC COVER

opal high performance	H
microprismatic	Z
microprismatic (UGR ≤ 19)*	G

*UGR ≤ 19 only with e LED

Options on request

COLOUR RENDERING INDEX

CRI ≥ 90
CRI ≥ 98 XPECTRUM

COLOUR TEMPERATURE

tunable white 2700–6500 K (2 DALI)

INDIVIDUAL MATERIAL COLOUR

➲ MINO 60 suspended system



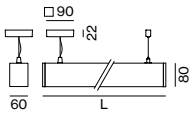

MINO 60 suspended

UGR ≤ 19 | DALI 1 ADDR. | 220-240 V | CB

LUMINAIRE

SYS. POWER	COLOUR TEMP.	LUM. FLUX	L (mm)	ORDER CODE
13 W e	3000 K	1350 lm	880	0 4 6 - 4 2 3
	4000 K	1430 lm		
21 W e²	3000 K	2240 lm	880	
	4000 K	2370 lm		
15 W e	3000 K	1800 lm	1180	0 4 6 - 4 2 4
	4000 K	1910 lm		
28 W e²	3000 K	2980 lm	1180	
	4000 K	3160 lm		
19 W e	3000 K	2250 lm	1480	0 4 6 - 4 2 5
	4000 K	2390 lm		
34 W e²	3000 K	3730 lm	1480	
	4000 K	3950 lm		
31 W e	3000 K	3610 lm	2352	0 4 6 - 4 2 8
	4000 K	3820 lm		
55 W e²	3000 K	5970 lm	2352	
	4000 K	6320 lm		

luminous flux opal high performance, -13 % by microprismatic Z cover,
-15 % by microprismatic G (UGR ≤ 19) cover

LIGHT DISTRIBUTION

opal

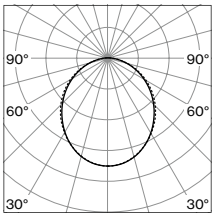

direct

microprismatic Z

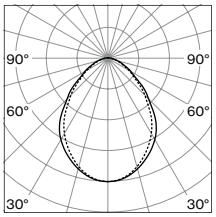

direct

microprismatic G (UGR ≤ 19)

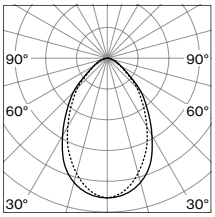

direct

back



Description

EN Luminaire body from extruded aluminium profile, angular design, 55mm wide light emission; no visible screws; for continuous lighting systems; surface white, gray, black or gold powder coated; available in special colours; luminaire profile for mounting available in advance; remaining components mounted without tools; surface mounted or suspended luminaire with 1500 mm cable suspension; with integrated tool-less suspension height adjustment; spring clip attachment to the luminaire; freely positionable; with transparent feeder cable; light inset consisting of highly reflective coated extruded profile for improved thermal management; option: lighting module is versatile in length; HPO (High Performance Opal) cover for uniform illumination; micro prismatic PMMA diffuser incl. diffuser film for homogeneous illumination and reduced luminance; UGR ≤ 19 for "e" LEDs versions; binning initial ≤ 3 MacAdam; light colour 3000 K or 4000 K, optionally with tunable white diodes (2700 – 6500 K); CRI ≥ 80 or CRI ≥ 90; L90 / 50 000 h; IP 20; PC I; photobiological safety according to IEC 62471 risk group 0; optionally non-dimmable or DALI-2 control (e²); optionally emergency light with 1h or 3h battery and self test

DE Leuchtenkörper aus Aluminiumstrangpressprofil, kantige Ausführung, 55mm breiter Lichtaustritt; keine sichtbaren Schrauben; für durchgehende Lichtsysteme; Oberfläche weiß, grau, schwarz oder gold pulverbeschichtet; wahlweise in Spezialfarben; Leuchtenprofil für Montage vorab lieferbar; restl. Komponenten werkzeuglos montierbar; Anbau- bzw. Pendelleuchte mit 1500 mm Seilabhängung; werkzeuglose Höhenverstellung an der Leuchte; Federclips-Befestigung an der Leuchte; frei positionierbar; inkl. transp. Einspeiseleitung; Lichteinsatz bestehend aus hochreflektierend lackiertem Strangpressprofil für verbessertes Thermomanagement; optional flexibel ablängbarer Lichteinsatz; HPO (High Performance Opal) Abdeckung für homogene Ausleuchtung; mikroprismatische PMMA-Abdeckung inkl. Diffusorfolie zur Reduktion der Leuchtdichte bei homogener Ausleuchtung; UGR ≤ 19 für "e" LEDs Varianten; Binning initial ≤ 3 MacAdam; Lichtfarbe 3000 K oder 4000 K, optional mit Tunable White Bestückung (2700 – 6500 K); CRI ≥ 80 oder CRI ≥ 90; L90 / 50 000 h; IP 20; SK I; photobiologische Sicherheit gemäß IEC 62471 Risikogruppe 0; wahlweise nicht dimmbar oder DALI-2 Steuerung (e²); optional Notlichtelement mit 1h oder 3h Akku und Selbsttest

MINO 60 system
ceiling / suspended

Quickinfo

3000 K, 4000 K, TW
CRI ≥ 80, CRI ≥ 90
L90 @ 50 000 h
up to 2760 lm/m
non DIM, DALI-2
opal, microprismatic (UGR ≤ 19)

Types

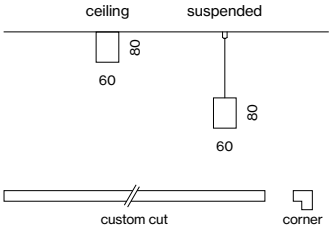

Colours



standard xal.com/colours

Light distributions



direct direct



INSET 60
wallwasher
518

IOT ready

Order options

LED TYPE

e	L
e²	M

COLOUR TEMPERATURE

3000 K (CRI ≥ 90)	0
4000 K (CRI ≥ 90)	1
3000 K (CRI ≥ 80)	5
4000 K (CRI ≥ 80)	6

CONTROL

non DIM	1
DALI-2 (only e²)	3

MATERIAL COLOUR

white	7
grey	G
black	8
gold*	9
special colours* xal.com/colours	X

*not for power feeder

LIGHT OPTIC COVER

opal high performance	H
microprismatic	Z
microprismatic (UGR ≤ 19)*	G
blind cover**	B

*UGR ≤ 19 only with e LED
**only for channel corner 90°

EMERGENCY LIGHT

1h Accupack	N L 1
3h Accupack	N L 3

Options on request

COLOUR RENDERING INDEX

CRI ≥ 98 XPECTRUM

LIGHT DISTRIBUTION

opal high perform. 4000 K

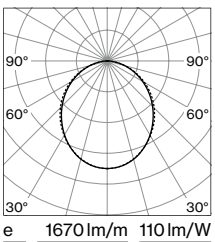

e	1670 lm/m	110 lm/W
e²	2760 lm/m	113 lm/W

microprismatic Z 4000 K

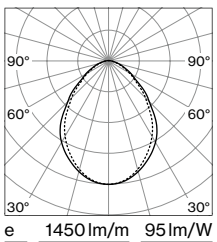

e	1450 lm/m	95 lm/W
e²	2400 lm/m	98 lm/W

microprismatic G 4000 K

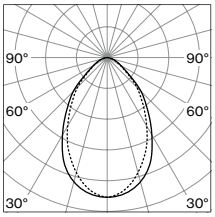

e	1450 lm/m	96 lm/W
e²	2400 lm/m	98 lm/W

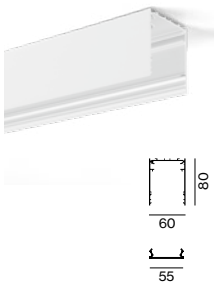



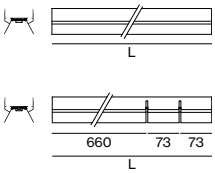

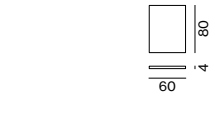

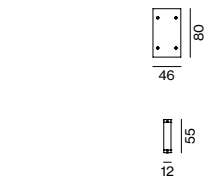

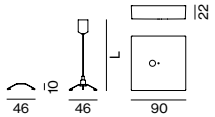

MINO 60 ceiling / suspended

INSTALLATION CHANNEL / LIGHT OPTIC COVER / CORNER 90°

TYPE	L (mm)	ORDER CODE
channel	1172	046-400401
channel	1472	046-400501
channel	3000	046-400901
channel	custom	E85031 · · · ·
cover	1171	006-16122
cover	1470	006-16152
cover	2997	006-16302
cover	custom	E80630 · · · · 0
channel corner 90° + cover	150x150	046-401121
blind cover	1172	006-1812
blind cover	1472	006-1815
blind cover	3000	006-1830
blind cover	custom	E80630 · · · · B

order installation channel, cover, light inset + mounting accessories separately
more lenghts, X- and T-connector on request

1 ADDR. 220-240V CB

LIGHT INSET 60

SYSTEM POWER (e / e²)	L (mm)	ORDER CODE
8.7 / 14 W	571	007-93 2 7
13 / 21 W	871	007-93 3 7
15 / 28 W	1171	007-93 4 7
19 / 34 W	1463	007-93 5 7 ●
31 / 55 W	2341	007-93 8 7
38 / 68 W	2997	007-93 9 7
flexible inset 15 / 28 W	660-1171	007-93 F 7
flexible inset 31 / 55 W	1903-2341	007-93 G 7

TUNABLE WHITE 2 ADDR. 220-240V

LIGHT INSET 60 tunable white 2700–6500 K

SYSTEM POWER (e²)	L (mm)	ORDER CODE
21 W	871	007-9333D37
28 W	1171	007-9334D37
34 W	1463	007-9335D37
55 W	2341	007-9338D37

Accessories

END CAPS

TYPE	ORDER CODE
end caps (pair)	046-501001

LINEAR CONNECTOR

TYPE	ORDER CODE
linear connector (1 piece)	005-40046
linear connector (10 pieces)	005-40046.10
opal cover linear connector	006-14000

CEILING CLIP / CABLE SUSPENSION / POWER FEEDER

TYPE	L (mm)	ORDER CODE
ceiling clip	10	034-11636
cable suspension	1500	005-2122110
power feeder 3 × 1.5 mm² (non DIM)	1500	005-221231
power feeder 5 × 1.5 mm² (DALI-2)	1500	005-221241
cable rail	1200	005-2491110

THROUGH WIRE

TYPE	ORDER CODE
3 × 1.5 mm² (non DIM, 10 pieces)	004-90003
5 × 1.5 mm² (DALI-2, 10 pieces)	004-90005

Description

EN Circular segment of rolled aluminium profile, angular design with 55mm wide light emission, seamlessly welded; no visible screws; designed for continuous lighting systems; surface white, gray, black or gold powder coated; available in special colours; luminaire profile for mounting available in advance; remaining luminaire components mounted without tools; surface mounted or suspended luminaire with 1500 mm cable suspension; with integrated tool-less suspension height adjustment; spring clip attachment to the luminaire; freely positionable; incl. transparent feed; light inset consisting of highly reflective coated die-cast aluminium for improved thermal management; HPO (High Performance Opal) cover for uniform illumination; micro prismatic PMMA diffuser incl. diffuser film for homogeneous illumination and reduced luminance; energy-efficient LEDs with very good colour rendering; binning initial ≤ 3 MacAdam; available in the light colours 3000 K and 4000 K; CRI ≥ 80; min. 90 % of the luminous flux after 50 000 hours; degree of protection IP 20; PC I; photobiological safety according to IEC 62471 risk group 0; optionally non-dimmable or DALI-2 control (e²)

DE Kreissegment aus gerolltem Aluminiumprofil, kantige Ausführung mit 55mm breitem Lichtaustritt, nahtlos verschweißt; keine sichtbaren Schrauben; ausgelegt für durchgehende Lichtsysteme; Oberfläche weiß, grau, schwarz oder gold pulverbeschichtet; wahlweise in Spezialfarben; Leuchtenprofil für Montage vorab lieferbar; restliche Leuchtenkomponenten werkzeuglos montierbar; Anbau- bzw. Pendelleuchte mit 1500 mm Seilabhängung; werkzeuglose Höhenverstellung an der Leuchte; Befestigung an der Leuchte mittels Federclips; frei positionierbar; inkl. transparenter Einspeiseleitung; Lichteinsatz bestehend aus hochreflektierend lackiertem Aluminiumdruckguss für verbessertes Thermomanagement; HPO (High Performance Opal) Abdeckung für homogene Ausleuchtung; mikroprismatische PMMA-Abdeckung inkl. Diffusorfolie zur Reduktion der Leuchtdichte bei homogener Ausleuchtung; energieeffiziente LEDs mit sehr guter Farbwiedergabe; Binning initial ≤ 3 MacAdam; lieferbar in den Lichtfarben 3000 K und 4000 K; CRI ≥ 80; min. 90 % des Lichtstromes nach 50 000 h Lebensdauer; Schutzart IP 20; SK I; photobiologische Sicherheit gemäß IEC 62471 Risikogruppe 0; wahlweise nicht dimmbar oder DALI-2 Steuerung (e²)

MINO 60 CURVE system
ceiling / suspended

Quickinfo

3000 K, 4000 K
CRI ≥ 80
L90 @ 50 000 h
up to 2850 lm/m
non DIM, DALI-2
opal, microprismatic

Types

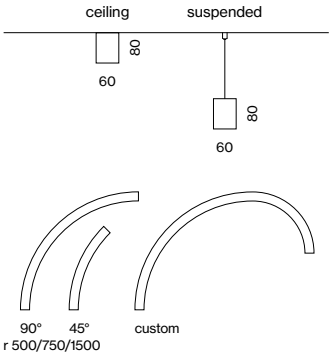

Colours



standard xal.com/colours

Light distributions



direct direct



INSET 60
wallwasher
518

IOT ready

Order options

LED TYPE

e	4
e²	5

COLOUR TEMPERATURE

3000 K	5
4000 K	6

CONTROL

non DIM	1
DALI-2 (only e²)	3

MATERIAL COLOUR

white	7
grey	G
black	8
gold*	9
special colours* xal.com/colours	X

*not for power feeder

7 G 8 9

LIGHT OPTIC COVER

opal high performance	H
microprismatic	Z

Options on request

COLOUR RENDERING INDEX

CRI ≥ 90
CRI ≥ 98 XPECTRUM

LIGHT OPTIC COVER

microprismatic (UGR ≤ 19)





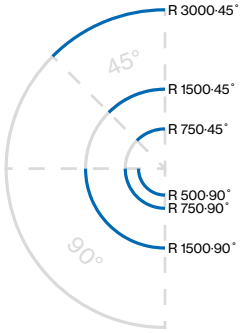

MINO 60 CURVE ceiling / suspended

220-240V 1ADDR.

INSTALLATION CHANNEL + LIGHT INSET + LIGHT OPTIC COVER

SYSTEM POWER (e / e²)	R (mm)	ORDER CODE
13 / 17 W	500·90°	034-095
10 / 13 W	750·45°	034-090
18 / 27 W	750·90°	034-091
18 / 27 W	1500·45°	034-092
37 / 53 W (2 DALI-2)	1500·90°	034-093
37 / 53 W (2 DALI-2)	3000·45°	034-094

order installation channel, cover, light inset + mounting accessories separately

COVER	LED TYPE	COLOUR TEMP.	SYSTEM POWER	DELIVERED LUMENS	EFFICACY
opal cover	e	3000 K	17 W/m	1970 lm/m	116 lm/W
		4000 K		2090 lm/m	123 lm/W
	e²	3000 K	23 W/m	2690 lm/m	115 lm/W
		4000 K		2850 lm/m	122 lm/W
microprismatic cover	e	3000 K	17 W/m	1680 lm/m	101 lm/W
		4000 K		1780 lm/m	107 lm/W
	e²	3000 K	23 W/m	2290 lm/m	95 lm/W
		4000 K		2470 lm/m	106 lm/W

LIGHT DISTRIBUTION

opal

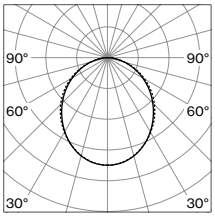

microprismatic

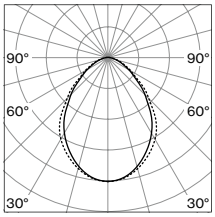

Accessories



END CAPS

TYPE	ORDER CODE
end caps (pair)	034-090201

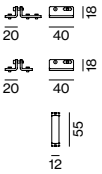

LINEAR CONNECTOR

TYPE	ORDER CODE
linear to curve profile	005-40159
curve to curve profile	005-40158
opal cover linear connector	006-14000

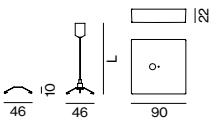

CEILING CLIP / CABLE SUSPENSION / POWER FEEDER

TYPE	L (mm)	ORDER CODE
ceiling clip	10	034-11636
cable suspension	1500	005-2122110
power feeder 3 × 1.5 mm² (non DIM)	1500	005-2212310
power feeder 5 × 1.5 mm² (DALI-2)	1500	005-2212410
cable rail	1200	005-2491110

THROUGH WIRE

TYPE	ORDER CODE
3 × 1.5 mm² (non DIM, 10 pieces)	004-90003
5 × 1.5 mm² (DALI-2, 10 pieces)	004-90005

back

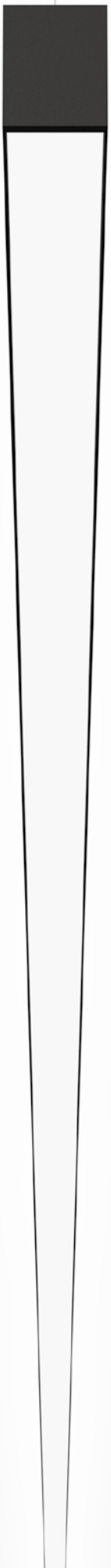

Description

EN Luminaire body from extruded aluminium profile, angular design with 55mm wide light emission; direct / indirect light distribution; no visible screws; designed for continuous lighting systems; surface white, gray, black or gold powder coated; available in special colours; suspended luminaire with 1500 mm cable suspension; with integrated tool-less suspension height adjustment; spring clip attachment to the luminaire; freely positionable; incl. transparent feed; light inset consisting of highly reflective coated extruded profile for improved thermal management; HPO (High Performance Opal) cover for uniform illumination; micro prismatic PMMA diffuser incl. diffuser film for homogeneous illumination and reduced luminance; UGR ≤ 19; energy-efficient LEDs with very good colour rendering; binning initial ≤ 3 MacAdam; available in the light colours 3000 K and 4000 K; CRI ≥ 80; min. 90 % of the luminous flux after 50 000 hours; degree of protection IP 20; PC I; photobiological safety according to IEC 62471 risk group 0; optionally non-dimmable or DALI-2 control (e²)

DE Leuchtenkörper aus Aluminiumstrangpressprofil, kantige Ausführung mit 55mm breitem Lichtaustritt; direkt / indirekte Abstrahlcharakteristik; keine sichtbaren Schrauben; ausgelegt für durchgehende Lichtsysteme; Oberfläche weiß, grau, schwarz oder gold pulverbeschichtet; wahlweise in Spezialfarben; Pendelleuchte mit 1500 mm Seilabhängung; werkzeuglose Höhenverstellung an der Leuchte; Befestigung an der Leuchte mittels Federclips; frei positionierbar; inkl. transparenter Einspeiseleitung; Lichteinsatz bestehend aus hochreflektierend lackiertem Strangpressprofil für verbessertes Thermomanagement; HPO (High Performance Opal) Abdeckung für homogene Ausleuchtung; mikroprismatische PMMA-Abdeckung inkl. Diffusorfolie zur Reduktion der Leuchtdichte bei homogener Ausleuchtung; UGR ≤ 19; energieeffiziente LEDs mit sehr guter Farbwiedergabe; Binning initial ≤ 3 MacAdam; lieferbar in den Lichtfarben 3000 K und 4000 K; CRI ≥ 80; min. 90 % des Lichtstromes nach 50 000 h Lebensdauer; Schutzart IP 20; SK I; photobiologische Sicherheit gemäß IEC 62471 Risikogruppe 0; wahlweise nicht dimmbar oder DALI-2 Steuerung (e²)

MINO 60 direct / indirect system
suspended

Quickinfo

3000 K, 4000 K
CRI ≥ 80
L90 @ 50 000 h
up to ↧ 2470 / ↥ 1610 lm/m
non DIM, DALI-2
opal, microprismatic (UGR ≤ 19)

Types

suspended

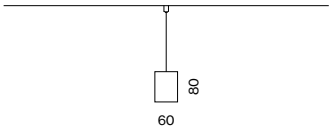



Colours



standard xal.com/colours

Light distributions



direct
indirect



INSET 60
wallwasher
518

IOT ready

Order options

LED TYPE

e	1
e²	2

COLOUR TEMPERATURE

3000 K	5
4000 K	6

CONTROL

non DIM	1
DALI-2 (only e²)	3

MATERIAL COLOUR

white	7
grey	G
black	8
gold*	9
special colours* xal.com/colours	X

*not for power feeder

7 G 8 9



LIGHT OPTIC COVER

opal high performance	H
microprismatic (UGR ≤ 19)	Z

Options on request

COLOUR RENDERING INDEX

CRI ≥ 90
CRI ≥ 98 XPECTRUM

CHANNEL LENGTH

3000 mm



MINO 60 direct / indirect suspended

UGR ≤ 19 | 220-240 V | 1 ADDR.

INSTALLATION CHANNEL + LIGHT INSET + LIGHT OPTIC COVER

SYSTEM POWER (e / e²)	L (mm)	ORDER CODE
21 W / 32 W	872	046-503
29 W / 42 W	1172	046-504
35 W / 52 W	1464	046-505
42 W / 65 W	1756	046-506
56 W / 83 W	2344	046-508
29 W e LED corner	625x625	046-5051
42 W e² LED corner	625x625	046-5061
blind channel	custom	E85031
blind cover	custom	E80630 B

order installation channel, cover, light inset + mounting accessories separately

COVER	LED TYPE	SYSTEM POWER	DIRECT LUMENS	INDIRECT LUMENS	EFFICACY
opal high	e 3000 K	22 W/m	1490 lm/m	950 lm/m	113 lm/W
perfor-	4000 K		1440 lm/m	1010 lm/m	120 lm/W
mance	e² 3000 K	35 W/m	2330 lm/m	1520 lm/m	108 lm/W
	4000 K		2470 lm/m	1610 lm/m	115 lm/W
micro-	e 3000 K	22 W/m	1360 lm/m	950 lm/m	107 lm/W
prismatic	4000 K		1440 lm/m	1010 lm/m	114 lm/W
	e² 3000 K	35 W/m	2120 lm/m	1520 lm/m	103 lm/W
	4000 K		2250 lm/m	1610 lm/m	109 lm/W

LIGHT DISTRIBUTION

opal

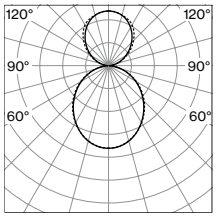

direct / indirect

microprismatic

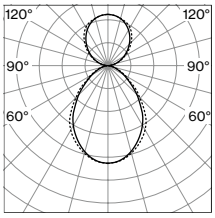

direct / indirect

Accessories



END CAPS

TYPE	ORDER CODE
end caps (pair)	046-501001





LINEAR CONNECTOR

TYPE	ORDER CODE
linear connector (1 piece)	005-40046
linear connector (10 pieces)	005-40046.10
opal cover linear connector	006-14000

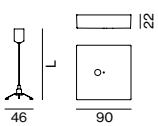

CABLE SUSPENSION / POWER FEEDER

TYPE	L (mm)	ORDER CODE
cable suspension	1500	005-212211 0
power feeder 3 × 1.5 mm² (non DIM)	1500	005-221231
power feeder 5 × 1.5 mm² (DALI-2)	1500	005-221241
cable rail	1200	005-249111 0

THROUGH WIRE

TYPE	ORDER CODE
3 × 1.5 mm² (non DIM, 10 pieces)	004-90003
5 × 1.5 mm² (DALI-2, 10 pieces)	004-90005

back





Description

EN Luminaire housing from extruded aluminium profile, angular design; no visible screws; surface white, gray, black or gold powder coated; luminaire profile for mounting available in advance; remaining luminaire components mounted without tools; light inset consisting of highly reflective coated extruded profile for improved thermal management; HPO (High Performance Opal) cover for uniform illumination; with increased transmission and diffusion; micro prismatic PMMA diffuser incl. diffuser film for homogeneous illumination and reduced luminance; workplace light suitable for VDUs according to DIN EN 12464-1 (UGR ≤ 19); energy-efficient LEDs with very good colour rendering; binning initial ≤ 3 MacAdam; available in the light colours 3000 K and 4000 K; CRI ≥ 80; min. 90 % of the luminous flux after 50 000 hours; degree of protection IP 20; PC I; photobiological safety according to IEC 62471 risk group 0; optionally non-dimmable or DALI-2 control (e²)

DE Leuchtenkörper aus Aluminiumstrangpressprofil, kantige Ausführung; keine sichtbaren Schrauben; Oberfläche weiß, grau, schwarz oder gold pulverbeschichtet; Leuchtenprofil für Montage vorab lieferbar; restliche Leuchtenkomponenten werkzeuglos montierbar; Lichteinsatz bestehend aus hochreflektierend lackiertem Strangpressprofil für verbessertes Thermomanagement; HPO (High Performance Opal) Abdeckung für homogene Ausleuchtung; mit erhöhter Transmission und Diffusion; mikroprismatische PMMA-Abdeckung inkl. Diffusorfolie zur Reduktion der Leuchtdichte bei homogener Ausleuchtung; bildschirmtaugliche Arbeitsplatzleuchte nach DIN EN 12464-1 (UGR ≤ 19); energieeffiziente LEDs mit sehr guter Farbwiedergabe; Binning initial ≤ 3 MacAdam; lieferbar in den Lichtfarben 3000 K und 4000 K; CRI ≥ 80; min. 90 % des Lichtstromes nach 50 000 h Lebensdauer; Schutzart IP 20; SK I; photobiologische Sicherheit gemäß IEC 62471 Risikogruppe 0; wahlweise nicht dimmbar oder DALI-2 Steuerung (e²)

MINO 100

surface

Quickinfo

3000 K, 4000 K
CRI ≥ 80
L90 @ 50 000 h
UGR ≤ 19 / 65° ≤ 3000 cd/m²
up to 7070 lm
non DIM, DALI-2
opal, microprismatic (UGR ≤ 19)

Types

surface

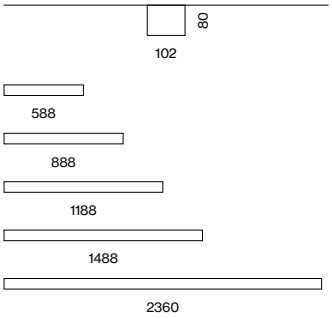

Colours



standard

Light distributions



direct



CONCRETE INSTALLATION HOUSING
521

Order options

LED TYPE

e	L
e²	M

COLOUR TEMPERATURE

3000 K	5
4000 K	6

CONTROL

non DIM	1
DALI-2 (only e²)	3

MATERIAL COLOUR

white	7
grey	G
black	8
gold	9

7 G 8 9

LIGHT OPTIC COVER

opal high performance	H
microprismatic	Z
microprismatic (UGR ≤ 19)	G

Options on request

COLOUR RENDERING INDEX

CRI ≥ 90

CRI ≥ 98 XPECTRUM

COLOUR TEMPERATURE

tunable white 2700–6500 K (2 DALI)

INDIVIDUAL MATERIAL COLOUR

➔ MINO 100 ceiling system



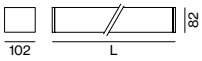

MINO 100 surface

UGR ≤ 19 | cd/m² ≤ 3000 | DALI 1 ADDR. | 220-240 V | CB

LUMINAIRE

SYS. POWER	COLOUR TEMP.	LUM. FLUX	L (mm)	ORDER CODE
8.7 W e	3000 K	1010 lm	588	056-41 2
	4000 K	1070 lm		
14 W e²	3000 K	1670 lm	588	
	4000 K	1770 lm		
13 W e	3000 K	1520 lm	888	056-41 3
	4000 K	1600 lm		
21 W e²	3000 K	2510 lm	888	
	4000 K	2650 lm		
15 W e	3000 K	2020 lm	1188	056-41 4
	4000 K	2140 lm		
28 W e²	3000 K	3340 lm	1188	
	4000 K	3540 lm		
19 W e	3000 K	2530 lm	1488	056-41 5
	4000 K	2670 lm		
34 W e²	3000 K	4180 lm	1488	
	4000 K	4420 lm		
31 W e	3000 K	4040 lm	2360	056-41 8
	4000 K	4280 lm		
55 W e²	3000 K	6680 lm	2360	
	4000 K	7070 lm		

luminous flux opal high performance, -8 % by microprismatic Z cover, -10 % by microprismatic G (UGR ≤ 19) cover

LIGHT DISTRIBUTION

opal

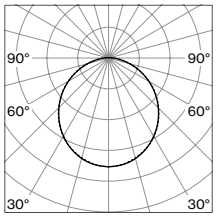

direct

microprismatic Z

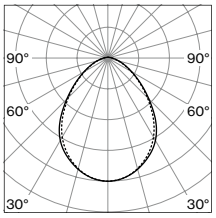

direct

microprismatic G (UGR ≤ 19)

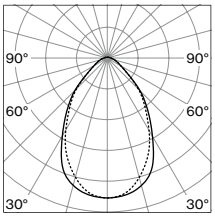

direct

back



Description

EN Luminaire housing from extruded aluminium profile, angular design; no visible screws; surface white, gray, black or gold powder coated; luminaire profile for mounting available in advance; remaining luminaire components mounted without tools; light inset consisting of highly reflective coated extruded profile for improved thermal management; suspended luminaire with 1500 mm cable suspension; with integrated tool-less suspension height adjustment; spring clip attachment to the luminaire; freely positionable; incl. transparent feed; HPO (High Performance Opal) cover for uniform illumination; with increased transmission and diffusion; micro prismatic PMMA diffuser incl. diffuser film for homogeneous illumination and reduced luminance; workplace light suitable for VDUs according to DIN EN 12464-1 (UGR ≤ 19); energy-efficient LEDs with very good colour rendering; binning initial ≤ 3 MacAdam; available in the light colours 3000 K and 4000 K; CRI ≥ 80; min. 90 % of the luminous flux after 50 000 hours; degree of protection IP 20; PC I; photobiological safety according to IEC 62471 risk group 0; optionally non-dimmable or DALI-2 control (e²)

DE Leuchtenkörper aus Aluminiumstrangpressprofil, kantige Ausführung; keine sichtbaren Schrauben; Oberfläche weiß, grau, schwarz oder gold pulverbeschichtet; Leuchtenprofil für Montage vorab lieferbar; restliche Leuchtenkomponenten werkzeuglos montierbar; Lichteinsatz bestehend aus hochreflektierend lackiertem Strangpressprofil für verbessertes Thermomanagement; Pendelleuchte mit 1500 mm Seilabhängung; werkzeuglose Höhenverstellung an der Leuchte; Befestigung an der Leuchte mittels Federclips; frei positionierbar; inkl. transparenter Einspeiseleitung; HPO (High Performance Opal) Abdeckung für homogene Ausleuchtung; mit erhöhter Transmission und Diffusion; mikroprismatische PMMA-Abdeckung inkl. Diffusorfolie zur Reduktion der Leuchtdichte bei homogener Ausleuchtung; bildschirmtaugliche Arbeitsplatzleuchte nach DIN EN 12464-1 (UGR ≤ 19); energieeffiziente LEDs mit sehr guter Farbwiedergabe; Binning initial ≤ 3 MacAdam; lieferbar in den Lichtfarben 3000 K und 4000 K; CRI ≥ 80; min. 90 % des Lichtstromes nach 50 000 h Lebensdauer; Schutzart IP 20; SK I; photobiologische Sicherheit gemäß IEC 62471 Risikogruppe 0; wahlweise nicht dimmbar oder DALI-2 Steuerung (e²)

MINO 100

suspended

Quickinfo

3000 K, 4000 K
CRI ≥ 80
L90 @ 50 000 h
up to 7070 lm
non DIM, DALI-2
opal, microprismatic (UGR ≤ 19)

Types

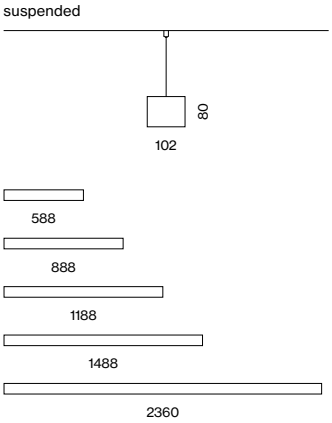

Colours



standard

Light distributions



direct



CONCRETE INSTALLATION HOUSING
521

Order options

LED TYPE

e	L
e²	M

COLOUR TEMPERATURE

3000 K	5
4000 K	6

CONTROL

non DIM	1
DALI-2 (only e²)	3

MATERIAL COLOUR

white	7
grey	G
black	8
gold*	9

*canopy always in white

7 G 8 9

LIGHT OPTIC COVER

opal high performance	H
microprismatic	Z
microprismatic (UGR ≤ 19)	G

Options on request

COLOUR RENDERING INDEX

CRI ≥ 90

CRI ≥ 98 XPECTRUM

COLOUR TEMPERATURE

tunable white 2700–6500 K (2 DALI)

INDIVIDUAL MATERIAL COLOUR

➔ MINO 100 suspended system



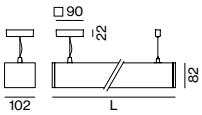

MINO 100 suspended

UGR ≤ 19 | cd/m² ≤ 3000 | DALI 1 ADDR. | 220-240 V | CB

LUMINAIRE

SYS. POWER	COLOUR TEMP.	LUM. FLUX	L (mm)	ORDER CODE
13 W e	3000 K	1520 lm	888	056-42 3
	4000 K	1600 lm		
21 W e²	3000 K	2510 lm	888	
	4000 K	2650 lm		
15 W e	3000 K	2020 lm	1188	056-42 4
	4000 K	2140 lm		
28 W e²	3000 K	3340 lm	1188	
	4000 K	3540 lm		
19 W e	3000 K	2530 lm	1488	056-42 5
	4000 K	2670 lm		
34 W e²	3000 K	4180 lm	1488	
	4000 K	4420 lm		
31 W e	3000 K	4040 lm	2360	056-42 8
	4000 K	4280 lm		
55 W e²	3000 K	6680 lm	2360	
	4000 K	7070 lm		

luminous flux opal high performance, -8 % by microprismatic Z cover, -10 % by microprismatic G (UGR ≤ 19) cover

LIGHT DISTRIBUTION

opal

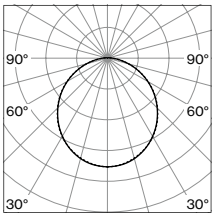

direct

microprismatic Z

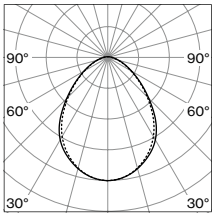

direct

microprismatic G (UGR ≤ 19)

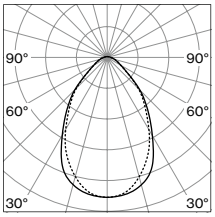

direct

back



Description

EN Luminaire body from extruded aluminium profile, angular design, 95mm wide light emission; no visible screws; for continuous lighting systems; surface white, gray, black or gold powder coated; available in special colours; luminaire profile for mounting available in advance; remaining components mounted without tools; surface mounted or suspended luminaire with 1500 mm cable suspension; with integrated tool-less suspension height adjustment; spring clip attachment to the luminaire; freely positionable; with transparent feeder cable; light inset consisting of highly reflective coated extruded profile for improved thermal management; option: lighting module is versatile in length; HPO (High Performance Opal) cover for uniform illumination; micro prismatic PMMA diffuser incl. diffuser film for homogeneous illumination and reduced luminance; workplace light suitable for VDUs according to DIN EN 12464-1 (UGR ≤ 19); energy-efficient LEDs with very good colour rendering; binning initial ≤ 3 MacAdam; light colour 3000 K or 4000 K, as an option tunable white (2700 – 6500 K); CRI ≥ 80 or CRI ≥ 90; L90 / 50 000 h; IP 20; PC I; photobiological safety according to IEC 62471 risk group 0; optionally non-dimmable or DALI-2 control (e²); optionally emergency light with 1h or 3h battery and self test

DE Leuchtenkörper aus Aluminiumstrangpressprofil, kantige Ausführung, 95mm breiter Lichtaustritt; keine sichtbaren Schrauben; für durchgehende Lichtsysteme; Oberfläche weiß, grau, schwarz oder gold pulverbeschichtet; wahlweise in Spezialfarben; Leuchtenprofil für Montage vorab lieferbar; restl. Komponenten werkzeuglos montierbar; Anbau- bzw. Pendelleuchte mit 1500 mm Seilabhängung; werkzeuglose Höhenverstellung an der Leuchte; Federclips-Befestigung an der Leuchte; frei positionierbar; inkl. transp. Einspeiseleitung; Lichteinsatz bestehend aus hochreflektierend lackiertem Strangpressprofil für verbessertes Thermomanagement; optional flexibel ablängbarer Lichteinsatz; HPO (High Performance Opal) Abdeckung für homogene Ausleuchtung; mikroprismatische PMMA-Abdeckung inkl. Diffusorfolie zur Reduktion der Leuchtdichte bei homogener Ausleuchtung; bildschirmtaugliche Arbeitsplatzleuchte nach DIN EN 12464-1 (UGR ≤ 19); energieeffiziente LEDs mit sehr guter Farbwiedergabe; Binning initial ≤ 3 MacAdam; Lichtfarbe 3000 K oder 4000 K, optional Tunable White (2700 – 6500 K); CRI ≥ 80 oder CRI ≥ 90; L90 / 50 000 h; IP 20; SK I; photobiologische Sicherheit gemäß IEC 62471 Risikogruppe 0; wahlweise nicht dimmbar oder DALI-2 Steuerung (e²); optional Notlichtelement mit 1h oder 3h Akku und Selbsttest

MINO 100 system
ceiling / suspended

Quickinfo

3000 K, 4000 K, TW
CRI ≥ 80, CRI ≥ 90
L90 @ 50 000 h
UGR ≤ 19 / 65° ≤ 3000 cd/m²
up to 3090 lm/m
non DIM, DALI-2
opal, microprismatic (UGR ≤ 19)

Types

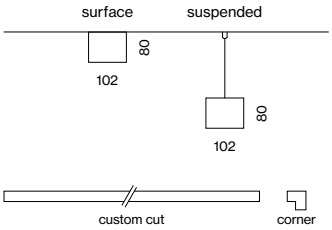

Colours



standard xal.com/colours

Light distributions



direct direct



INSET 100
wallwasher
519



CONCRETE INSTALLATION HOUSING
521

IOT ready

Order options

LED TYPE

e	L
e²	M

COLOUR TEMPERATURE

3000 K (CRI ≥ 90)	0
4000 K (CRI ≥ 90)	1
3000 K (CRI ≥ 80)	5
4000 K (CRI ≥ 80)	6

CONTROL

non DIM	1
DALI-2 (only e²)	3

MATERIAL COLOUR

white	7
grey	G
black	8
gold*	9
special colours* xal.com/colours	X

*not for power feeder

LIGHT OPTIC COVER

opal high performance	H
microprismatic	Z
microprismatic (UGR ≤ 19)	G
blind cover*	B

*only for channel corner 90°

EMERGENCY LIGHT

1h Accupack	N L 1
3h Accupack	N L 3

Options on request

COLOUR RENDERING INDEX

CRI ≥ 98 XPECTRUM

LIGHT DISTRIBUTION

opal high perform. 4000 K

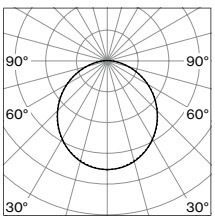

e	1870 lm/m	123 lm/W
e²	3090 lm/m	126 lm/W

microprismatic Z 4000 K

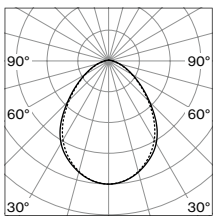

e	1720 lm/m	113 lm/W
e²	2850 lm/m	116 lm/W

microprismatic G 4000 K

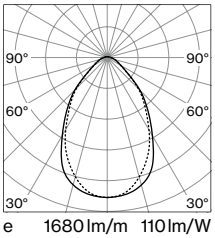

e	1680 lm/m	110 lm/W
e²	2770 lm/m	114 lm/W











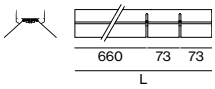

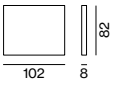

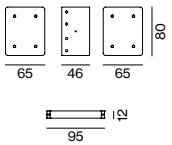

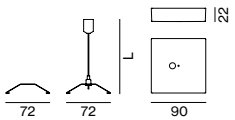

MINO 100 ceiling / suspended

INSTALLATION CHANNEL / LIGHT OPTIC COVER / CORNER 90°

TYPE	L (mm)	ORDER CODE
channel	1172	034-0126
channel	1472	034-0156
channel	3000	034-0306
channel	custom	E85050 · · · ·
cover	1171	006-12122
cover	1470	006-12152
cover	2997	006-12302
cover	custom	E80650 · · · · 0
channel corner 90° + cover	200x200	034-1266
blind cover	1172	006-1112
blind cover	1472	006-1115
blind cover	3000	006-1130
blind cover	custom	E80650 · · · · B

order installation channel, cover, light inset + mounting accessories separately
more lenghts, X- and T-connector on request

UGR ≤ 19 · cd/m² ≤ 3000 · DALI 1 ADDR. · 220-240V · CB

LIGHT INSET 100

SYSTEM POWER (e / e²)	L (mm)	ORDER CODE
8.7 / 14 W	571	007-86 2 7
13 / 21 W	871	007-86 3 7
15 / 28 W	1171	007-86 4 7
19 / 34 W	1463	007-86 5 7 ●
31 / 55 W	2341	007-86 8 7
38 / 68 W	2997	007-86 9 7
flexible inset 15 / 28 W	660-1171	007-86 F 7
flexible inset 31 / 55 W	1903-2341	007-86 G 7

TUNABLE WHITE · DALI 2 ADDR. · 220-240V

LIGHT INSET 100 tunable white 2700–6500 K

SYSTEM POWER (e²)	L (mm)	ORDER CODE
21 W	871	007-8633D37
28 W	1171	007-8634D37
34 W	1463	007-8635D37
55 W	2341	007-8638D37

Accessories

END CAPS

TYPE	ORDER CODE
end caps (pair)	034-1306

LINEAR CONNECTOR

TYPE	ORDER CODE
linear connector (1 piece)	005-40066
linear connector (10 pieces)	005-40066.10
opal cover linear connector	006-10000

CEILING CLIP / CABLE SUSPENSION / POWER FEEDER

TYPE	L (mm)	ORDER CODE
ceiling clip	10	034-11836
cable suspension	1500	005-2132110
power feeder 3 × 1.5 mm² (non DIM)	1500	005-221231
power feeder 5 × 1.5 mm² (DALI-2)	1500	005-221241
cable rail	1200	005-2491110

THROUGH WIRE

TYPE	ORDER CODE
3 × 1.5 mm² (non DIM, 10 pieces)	004-90003
5 × 1.5 mm² (DALI-2, 10 pieces)	004-90005

Quickinfo

3000 K, 4000 K, TW
CRI ≥ 80, CRI ≥ 90
L90 @ 50 000 h
up to 2760 lm/m
non DIM, DALI-2
opal, microprismatic (UGR ≤ 19)

Types

recessed trimless

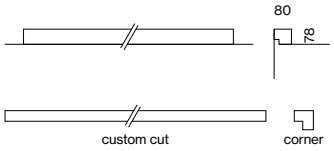

Colour

Light distributions



Description

EN Wall or ceiling adjacent luminaire in extruded aluminium profile with 55mm wide light emission, with shadow joint; suitable for trimless installation in plasterboard ceilings and floors; special edge design with grooves for better adhesion of filler; for continuous lighting systems; for ceiling thickness of 8–25 mm; surface white powder coated; luminaire profile for mounting available in advance; remaining luminaire components mounted without tools; light inset consisting of highly reflective coated extruded profile for improved thermal management; option: lighting module is versatile in length; HPO (High Performance Opal) cover for uniform illumination; micro prismatic PMMA diffuser incl. diffuser film for homogeneous illumination and reduced luminance; UGR ≤ 19 for "e" LEDs versions; energy-efficient LEDs with very good colour rendering; binning initial ≤ 3 MacAdam; light colour 3000 K or 4000 K, optionally with tunable white diodes (2700–6500 K); CRI ≥ 80 or CRI ≥ 90; L90 / 50 000 h; degree of protection IP 20; PC I; photobiological safety according to IEC 62471 risk group 0; optionally non-dimmable or DALI-2 control (e²); optionally emergency light with 1h or 3h battery and self test

DE Wand- bzw. Deckenanschlussleuchte aus Aluminiumstrangpressprofil mit 55mm breitem Lichtaustritt, mit Schattenfuge; geeignet für den randlosen Einbau in Gipskartondecken und in Böden; spezielle Randausbildung mit Rillen für bessere Haftung der Spachtelmasse; für durchgehende Lichtsysteme; für Deckenstärken von 8–25 mm; Oberfläche weiß pulverbeschichtet; Leuchtenprofil für Montage vorab lieferbar; restliche Leuchtenkomponenten werkzeuglos montierbar; Lichteinsatz bestehend aus hochreflektierend lackiertem Strangpressprofil für verbessertes Thermomanagement; optional flexibel ablängbarer Lichteinsatz; HPO (High Performance Opal) Abdeckung für homogene Ausleuchtung; mikroprismatische PMMA-Abdeckung inkl. Diffusorfolie zur Reduktion der Leuchtdichte bei homogener Ausleuchtung; UGR ≤ 19 für "e" LEDs Varianten; energieeffiziente LEDs mit sehr guter Farbwiedergabe; Binning initial ≤ 3 MacAdam; Lichtfarbe 3000 K oder 4000 K, optional mit Tunable White Bestückung (2700–6500 K); CRI ≥ 80 oder CRI ≥ 90; L90 / 50 000 h; Schutzart IP 20; SK I; photobiologische Sicherheit gemäß IEC 62471 Risikogruppe 0; wahlweise nicht dimmbar oder DALI-2 Steuerung (e²); optional Notlichtelement mit 1h oder 3h Akku und Selbsttest

EDGE

recessed trimless

Order options

LED TYPE

e	L
e²	M

COLOUR TEMPERATURE

3000 K (CRI ≥ 90)	0
4000 K (CRI ≥ 90)	1
3000 K (CRI ≥ 80)	5
4000 K (CRI ≥ 80)	6

CONTROL

non DIM	1
DALI-2 (only e²)	3

MATERIAL COLOUR

white

LIGHT OPTIC COVER

opal high performance	H
microprismatic	Z
microprismatic (UGR ≤ 19)*	G
blind cover**	B

*UGR ≤ 19 only with e LED
**only for channel corner 90°

EMERGENCY LIGHT

1h Accupack	N L 1
3h Accupack	N L 3

LIGHT DISTRIBUTION

opal high perform. 4000 K

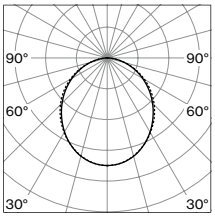

e	1670 lm/m	110 lm/W
e²	2760 lm/m	113 lm/W

microprismatic Z 4000 K

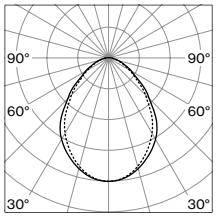

e	1450 lm/m	95 lm/W
e²	2400 lm/m	98 lm/W

microprismatic G 4000 K

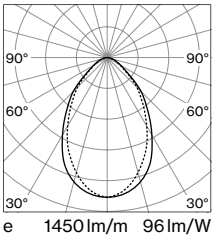

e	1450 lm/m	96 lm/W
e²	2400 lm/m	98 lm/W



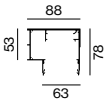



EDGE 60 trimless

INSTALLATION CHANNEL / LIGHT OPTIC COVER / CORNER 90°

TYPE	L (mm)	ORDER CODE
channel	1172	036-51247
channel	1472	036-51547
channel	3000	036-53047
channel	custom	E82460 · · · · 7
cover	1171	006-16122
cover	1470	006-16152
cover	2997	006-16302
cover	custom	E80630 · · · · 0
inner corner floor 90° + cover	228x228	036-52647
outer corner floor 90° + cover	150x150	036-52667
inner corner ceiling 90° + cover	150x150	036-52747
outer corner ceiling 90° + cover	150x150	036-52767
blind cover	1172	006-18127
blind cover	1472	006-18157
blind cover	3000	006-18307
blind cover	custom	E80630 · · · · 7B

order installation channel, cover, light inset + mounting accessories separately
more lenghts, X- and T-connector on request





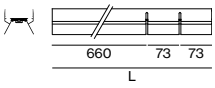



LIGHT INSET 60

SYSTEM POWER (e / e²)	L (mm)	ORDER CODE
8.7 / 14 W	571	007-932 :: ≎ 7
13 / 21 W	871	007-933 :: ≎ 7
15 / 28 W	1171	007-934 :: ≎ 7
19 / 34 W	1463	007-935 :: ≎ 7 ●
31 / 55 W	2341	007-938 :: ≎ 7
38 / 68 W	2997	007-939 :: ≎ 7
flexible inset 15 / 28 W	660-1171	007-93F :: ≎ 7
flexible inset 31 / 55 W	1903-2341	007-93G :: ≎ 7

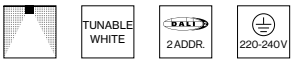

LIGHT INSET 60 tunable white 2700–6500 K

SYSTEM POWER (e²)	L (mm)	ORDER CODE
28 W	1171	007-9334D37

Accessories

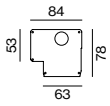

END CAPS

TYPE	ORDER CODE
end caps (pair)	036-53147

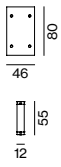

LINEAR CONNECTOR

TYPE	ORDER CODE
linear connector (1 piece)	005-40046
linear connector (10 pieces)	005-40046.10
opal cover linear connector	006-14000

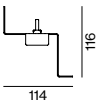

MOUNTING BRACKET

TYPE	CEILING THICKNESS (mm)	ORDER CODE
ceiling bracket (1 piece)	8-25	036-54200
ceiling bracket (25 pieces)	8-25	036-54200.25
floor bracket (1 piece)	8-25	036-54300
floor bracket (25 pieces)	8-25	036-54300.25

number of brackets required: length of your system in metres+1

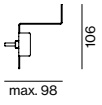

THROUGH WIRE

TYPE	ORDER CODE
3 × 1.5 mm² (non DIM, 10 pieces)	004-90003
5 × 1.5 mm² (DALI-2, 10 pieces)	004-90005

back

INSET 60
wallwasher

Order options

COLOUR TEMPERATURE

3000 K	5
4000 K	6

CONTROL

non DIM	1
DALI-2	3

MATERIAL COLOUR

white	7
grey	G
black	8

7 G 8

LIGHT OPTIC

wallwasher



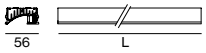

INSET 60 wallwasher

1ADDR. 220-240V

LIGHT INSET

SYSTEM POWER	L (mm)	ORDER CODE
11 W	571	007-9042
14 W	871	007-9043
19 W	1171	007-9044
23 W	1471	007-9045

only for recessed or surface mounting

LIGHT DISTRIBUTION

asymmetric

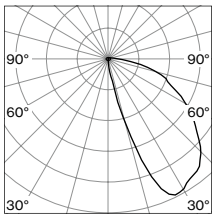

Description

EN Lighting module with specially computed, asymmetrical high gloss reflector for homogeneous vertical lighting; lighting module in aluminium, powder coated in white, grey or black, installation without tools

DE Lichteinsatz mit speziell berechnetem, asymmetrischem Hochglanz-Reflektor für homogene vertikale Beleuchtungen; Lichteinsatz aus weiß, grau oder schwarz pulverbeschichtetem Aluminium werkzeuglos einsetzbar

Technical data

INSET 60 wallwasher, 18 W, 3000 K

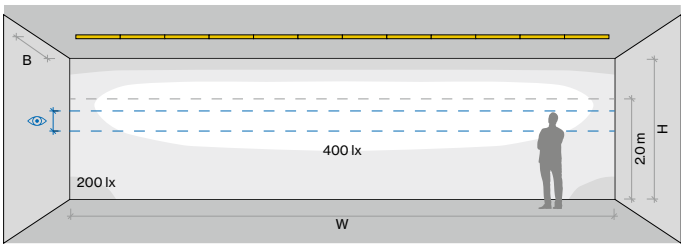

ROOM VALUES

Wall dimensions	H = 2.8 m | W = 10.8 m
Distance to wall	B = 1.3 m
Distance between luminaires	continuous
Reflection factor	0.7 | 0.5 | 0.2
Maintenance factor	0.8

CALCULATION SURFACE

Surface dimensions	10.8 × 2.8 m
Surface height	0 – 2.8 m
Eye level	1.35 m – 1.75 m

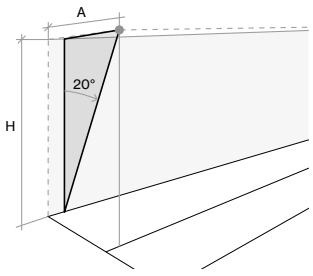

MOUNTING DISTANCE

H (mm)	A (mm)
2750	900
3000	1000
3500	1200

Light output ratio per meter

TYPE	LAMP	SYS. POWER	COLOUR TEMP.	DELIVERED LUMENS	EFFICACY
PROFILE 60 WALLWASHER	e² LED	16 W/m	3000 K	1270 lm/m	79 lm/W
			4000 K	1340 lm/m	84 lm/W

INSET 100
wallwasher

Order options

COLOUR TEMPERATURE

3000 K	5
4000 K	6

CONTROL

non DIM	1
DALI-2	3

MATERIAL COLOUR

white	7
grey	G
black	8

7 G 8

LIGHT OPTIC

wallwasher

Description

EN Lighting module with specially computed, asymmetrical high gloss reflector for homogeneous vertical lighting; lighting module in aluminium, powder coated in white, grey or black, installation without tools

DE Lichteinsatz mit speziell berechnetem, asymmetrischem Hochglanz-Reflektor für homogene vertikale Beleuchtungen; Lichteinsatz aus weiß, grau oder schwarz pulverbeschichtetem Aluminium werkzeuglos einsetzbar



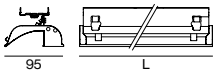

INSET 100 wallwasher

1ADDR. 220-240V

LIGHT INSET

SYSTEM POWER	L (mm)	ORDER CODE
20 W	571	007-9052
30 W	871	007-9053
40 W	1171	007-9054
51 W	1463	007-9055

LIGHT DISTRIBUTION

asymmetric

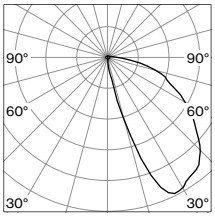

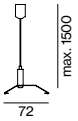

Accessories

CABLE SUSPENSION

TYPE	L (mm)	ORDER CODE
inset 100 wallwasher	1500	005-2132310

Installation channel is required for mounting

Technical data

INSET 100 wallwasher, 30 W, 3000 K

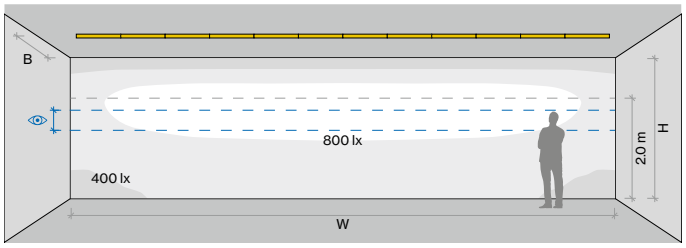

ROOM VALUES

Wall dimensions	H = 2.8 m | W = 10.8 m
Distance to wall	B = 1.3 m
Distance between luminaires	continuous
Reflection factor	0.7 | 0.5 | 0.2
Maintenance factor	0.8

CALCULATION SURFACE

Surface dimensions	10.8 × 2.8 m
Surface height	0 – 2.8 m
Eye level	1.35 m – 1.75 m

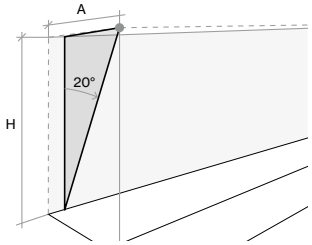

MOUNTING DISTANCE

H (mm)	A (mm)
2750	900
3000	1000
3500	1200

Light output ratio per meter

SYSTEM POWER	COLOUR TEMPERATURE	DELIVERED LUMENS	EFFICACY
35 W/m	3000 K	2820 lm/m	82 lm/W
	4000 K	2990 lm/m	87 lm/W

back

CONCRETE installation housing



Only for installation in concrete ceilings.
No use for wall installation (only on request).

Order options

NUMBER OF PIECES

2 pieces	2
3 pieces	3

Description

EN Concrete casting made of aluminium profile, designed for continuous lighting systems

DE Betoneingießgehäuse aus Aluminiumprofil, ausgelegt für durchgehende Lichtsysteme

BASO 40 trimless / trim / surface

HOUSING FOR CONCRETE INSTALLATION

TYPE	L (mm)	ORDER CODE
BASO 40 trim	3000	005-41336
BASO 40 trimless	3000	005-41336
BASO 40 surface	3000	005-41336



MOUNTING SET

TYPE	ORDER CODE
BASO 40 trim / surface	035-06000
BASO 40 trimless	036-06000

up to 900 mm: 2 pieces / up to 1500 mm: 3 pieces / up to 3000 mm: 2 × 2 pieces

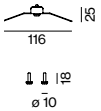



END CAPS

TYPE	ORDER CODE
end caps (pair)	005-41236

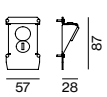



LINEAR CONNECTOR

TYPE	ORDER CODE
linear connector (1 piece)	005-41166
linear connector (10 pieces)	005-41166.10





CORNER CONNECTOR 90°

TYPE	L (mm)	ORDER CODE
BASO 40 trim	140	035-06016
BASO 40 trimless	147	036-06016
BASO 40 surface	157	034-06016

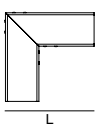



Order options

NUMBER OF PIECES

2 pieces	2
3 pieces	3

BASO 60 trim / FRAME 60 / MINIMAL 60 / MINO 60

HOUSING FOR CONCRETE INSTALLATION

TYPE	L (mm)	ORDER CODE
BASO 60 trim	3000	005-41346
FRAME 60 trim	3000	005-41346
MINIMAL 60 trimless	3000	005-41346
MINO 60 ceiling	3000	005-41446

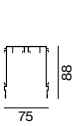



MOUNTING SET

TYPE	ORDER CODE
BASO 60 trim	035-06600
FRAME 60 trim	035-06600
MINIMAL 60 trimless	036-04000
MINO 60 ceiling	034-04000

up to 900 mm: 2 pieces / up to 1500 mm: 3 pieces / up to 3000 mm: 2 × 2 pieces

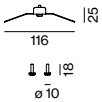



END CAPS

TYPE	ORDER CODE
end caps (pair)	005-41246

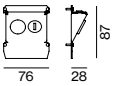



LINEAR CONNECTOR

TYPE	ORDER CODE
linear connector (1 piece)	005-41166
linear connector (10 pieces)	005-41166.10





CORNER CONNECTOR 90°

TYPE	L (mm)	ORDER CODE
FRAME 60 trim	142	035-04016
MINIMAL 60 trimless	146	036-04016
MINO 60 ceiling	157	034-04016

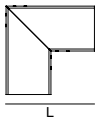



Order options

NUMBER OF PIECES

2 pieces	2
3 pieces	3

FRAME 100 / MINIMAL 100 / MINO 100

HOUSING FOR CONCRETE INSTALLATION

TYPE	L (mm)	ORDER CODE
FRAME 100 trim	3000	005-41366
MINIMAL 100 trimless	3000	005-41366
MINO 100 ceiling	3000	005-41466

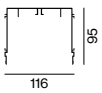



MOUNTING SET

TYPE	ORDER CODE
FRAME 100 trim	035-06600
MINIMAL 100 trimless	036-05000
MINO 100 ceiling	034-04000

up to 900 mm: 2 pieces / up to 1500 mm: 3 pieces / up to 3000 mm: 2x2 pieces

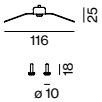



END CAPS

TYPE	ORDER CODE
end caps (pair)	005-41266

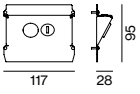



LINEAR CONNECTOR

TYPE	ORDER CODE
linear connector (1 piece)	005-41166
linear connector (10 pieces)	005-41166.10





CORNER CONNECTOR 90°

TYPE	L (mm)	ORDER CODE
FRAME 100 trim	202	035-05016
MINIMAL 100 trimless	207	036-05016
MINO 100 ceiling	207	034-05016

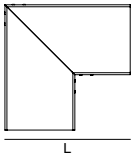





Description

EN Supporting profile in extruded aluminium; end cap in aluminium, no visible screws; surface white powder coated; suitable for wall or ceiling mounting (TUBO 100 surface); surface mounted or suspended luminaire with 1500 mm cable suspension; height adjustment without tools; spring clip attachment to the luminaire; freely positionable; incl. transparent feed; luminaire profile for mounting available in advance; remaining luminaire components mounted without tools; light inset consisting of highly reflective coated extruded profile for improved thermal management; cylindrical cover made of satinised PMMA for homogeneous illumination; with 340° light emission and light ceiling illumination; energy-efficient LEDs with very good colour rendering; binning initial ≤ 3 MacAdam; available in the light colours 3000 K and 4000 K; CRI ≥ 80; min. 90 % of the luminous flux after 50 000 hours; degree of protection IP 20; PC I; photobiological safety according to IEC 62471 risk group 0; optionally non-dimmable or DALI-2 control

DE Tragprofil aus Aluminiumstrangpressprofil; Enddeckel aus Aluminium, keine sichtbaren Schrauben; Oberfläche weiß pulverbeschichtet; geeignet für Wand- oder Deckenmontage (TUBO 100 surface); Anbau- bzw. Pendelleuchte mit 1500 mm Seilabhängung; werkzeuglose Höhenverstellung; Befestigung an der Leuchte mittels Federclips; frei positionierbar; inkl. transparenter Einspeiseleitung; Leuchtenprofil für Montage vorab lieferbar; restliche Leuchtenkomponenten werkzeuglos montierbar; Lichteinsatz bestehend aus hochreflektierend lackiertem Strangpressprofil für verbessertes Thermomanagement; zylindrische Abdeckung aus satiniertem PMMA für homogene Ausleuchtung; mit 340° Lichtabstrahlung und leichter Deckenaufhellung; energieeffiziente LEDs mit sehr guter Farbwiedergabe; Binning initial ≤ 3 MacAdam; lieferbar in den Lichtfarben 3000 K und 4000 K; CRI ≥ 80; min. 90 % des Lichtstromes nach 50 000 h Lebensdauer; Schutzart IP 20; SK I; photobiologische Sicherheit gemäß IEC 62471 Risikogruppe 0; wahlweise nicht dimmbar oder DALI-2 Steuerung

TUBO 100

surface / suspended

Quickinfo

3000 K, 4000 K
CRI ≥ 80
L90 @ 50 000 h
up to 10100 lm
non DIM, DALI-2
opal cover

Types

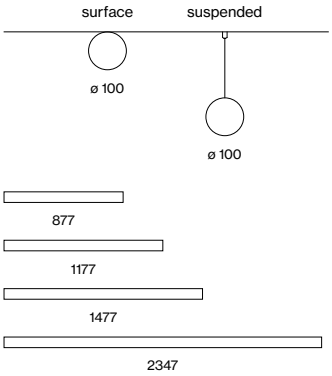

Colour

Light distribution



Order options

COLOUR TEMPERATURE

3000 K	5
4000 K	6

CONTROL

non DIM	1
DALI-2	3

MATERIAL COLOUR

white

LIGHT OPTIC COVER

opal

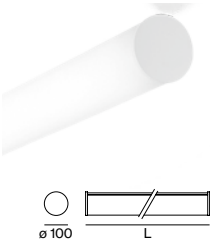

TUBO 100 surface

1ADDR. 220-240V CB

LUMINAIRE

SYS. POWER	COLOUR TEMP.	LUM. FLUX	L (mm)	ORDER CODE
27 W	3000 K	3580 lm	877	058-11333 7O
	4000 K	3790 lm		
37 W	3000 K	4770 lm	1177	058-11334 7O
	4000 K	5050 lm		
46 W	3000 K	5960 lm	1477	058-11335 7O
	4000 K	6310 lm		
73 W	3000 K	9540 lm	2347	058-11338 7O
	4000 K	10100 lm		

LIGHT DISTRIBUTION

opal

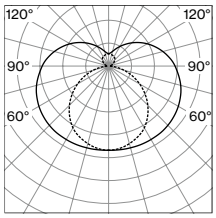

direct

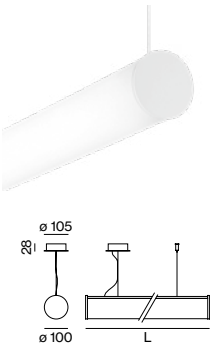

TUBO 100 suspended

1ADDR. 220-240V CB

LUMINAIRE

SYS. POWER	COLOUR TEMP.	LUM. FLUX	L (mm)	ORDER CODE
27 W	3000 K	3580 lm	877	058-12333 7O
	4000 K	3790 lm		
37 W	3000 K	4770 lm	1177	058-12334 7O
	4000 K	5050 lm		
46 W	3000 K	5960 lm	1477	058-12335 7O
	4000 K	6310 lm		
73 W	3000 K	9540 lm	2347	058-12338 7O
	4000 K	10100 lm		

LIGHT DISTRIBUTION

opal

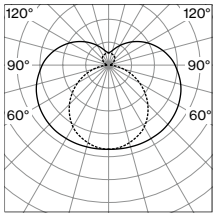

direct



Description

EN Supporting profile in extruded aluminium; end cap in aluminium, no visible screws; designed for continuous lighting systems; surface white powder coated; luminaire profile for mounting available in advance; remaining luminaire components mounted without tools; surface mounted or suspended luminaire with 1500 mm cable suspension; height adjustment without tools; spring clip attachment to the luminaire; freely positionable; incl. transparent feed; light inset consisting of highly reflective coated extruded profile for improved thermal management; cylindrical cover made of satinised PMMA for homogeneous illumination; with 340° light emission and light ceiling illumination; energy-efficient LEDs with very good colour rendering; binning initial ≤ 3 MacAdam; available in the light colours 3000 K and 4000 K; CRI ≥ 80; min. 90 % of the luminous flux after 50 000 hours; degree of protection IP 20; PC I; photobiological safety according to IEC 62471 risk group 0; optionally non-dimmable or DALI-2 control

DE Tragprofil aus Aluminiumstrangpressprofil; Enddeckel aus Aluminium, keine sichtbaren Schrauben; ausgelegt für durchgehende Lichtsysteme; Oberfläche weiß pulverbeschichtet; Leuchtenprofil für Montage vorab lieferbar; restliche Leuchtenkomponenten werkzeuglos montierbar; Anbau- bzw. Pendelleuchte mit 1500 mm Seilabhängung; werkzeuglose Höhenverstellung; Befestigung an der Leuchte mittels Federclips; frei positionierbar; inkl. transparenter Einspeiseleitung; Lichteinsatz bestehend aus hochreflektierend lackiertem Strangpressprofil für verbessertes Thermomanagement; zylindrische Abdeckung aus satiniertem PMMA für homogene Ausleuchtung; mit 340° Lichtabstrahlung und leichter Deckenaufhellung; energieeffiziente LEDs mit sehr guter Farbwiedergabe; Binning initial ≤ 3 MacAdam; lieferbar in den Lichtfarben 3000 K und 4000 K; CRI ≥ 80; min. 90 % des Lichtstromes nach 50 000 h Lebensdauer; Schutzart IP 20; SK I; photobiologische Sicherheit gemäß IEC 62471 Risikogruppe 0; wahlweise nicht dimmbar oder DALI-2 Steuerung

TUBO 100 system

ceiling / suspended

Quickinfo

3000 K, 4000 K
CRI ≥ 80
L90 @ 50 000 h
up to 4060 lm/m
non DIM, DALI-2
opal cover

Types

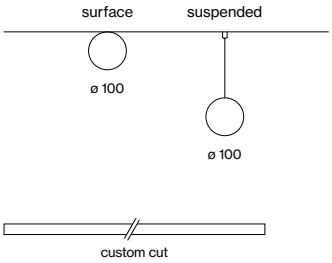

Colour

Light distribution



Order options

COLOUR TEMPERATURE

3000 K	5
4000 K	6

CONTROL

non DIM	1
DALI-2	3

MATERIAL COLOUR

white

Options on request

EMERGENCY LIGHT

1 h Accupack
3 h Accupack

only available for length 1463 mm



TUBO 100 ceiling / suspended

INSTALLATION CHANNEL

TYPE	L (mm)	ORDER CODE
channel	582	029-00667
channel	882	029-00967
channel	1182	029-01267
channel	1482	029-01567
channel	2364	029-02567
channel	3000	029-03067
channel	custom	E85950 · · · · 7

order installation channel, cover, light inset + mounting accessories separately



COVER OPAL

TYPE	L (mm)	ORDER CODE
cover	577	006-520570O
cover	877	006-520870O
cover	1177	006-521170O
cover	1477	006-521470O
cover	2359	006-522340O
cover	2995	006-523000O
cover	custom	E85910 · · · · 0O







LIGHT INSET

SYSTEM POWER	L (mm)	ORDER CODE
18 W	571	029-8832 ⁘ ⇕ 7
27 W	871	029-8833 ⁘ ⇕ 7
37 W	1171	029-8834 ⁘ ⇕ 7
46 W	1463	029-8835 ⁘ ⇕ 7
73 W	2341	029-8838 ⁘ ⇕ 7

Accessories

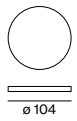

END CAPS

TYPE	ORDER CODE
end caps (pair)	029-14067

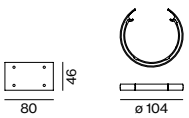

LINEAR CONNECTOR

TYPE	ORDER CODE
linear connector (1 piece)	029-12027
linear connector (10 pieces)	029-12027.10
opal cover linear connector	029-12927
anti-slip protection (per cover)	029-00347

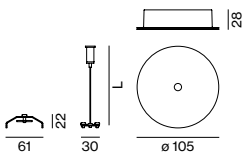

MOUNTING

TYPE	L (mm)	ORDER CODE
ceiling mounting set	40	029-00446
cable suspension	1500	005-2142110
angular cable susp. (max. 60°)	1500	005-2142210
power feeder 3 × 1.5 mm² (non DIM)	1500	005-2222317
power feeder 5 × 1.5 mm² (DALI-2)	1500	005-2222417
cable rail	1200	005-2491110

LIGHT DISTRIBUTION

opal 3000 K

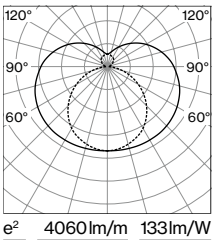

e² 4060 lm/m 133 lm/W

THROUGH WIRE

TYPE	ORDER CODE
3 × 1.5 mm² (non DIM, 10 pieces)	004-90003
5 × 1.5 mm² (DALI-2, 10 pieces)	004-90005



Quickinfo

3000 K
CRI ≥ 80
L90 @ 50 000 h
up to 4910 lm
non DIM
opal cover

Types

surface

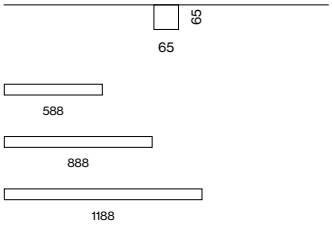

Colours



Light distribution


direct

Description

EN Luminaire housing from extruded aluminium profile, angular design; no visible screws; surface powder coated in white, grey or black; suitable for wall or ceiling mounting; with double-sided light beam; luminaire profile for mounting available in advance; HPO (High Performance Opal) cover for uniform illumination; with increased transmission and diffusion; energy-efficient LEDs with very good colour rendering; powerswitch (e, e², e²⁺) adjustable on the inset; binning initial ≤ 3 MacAdam; available in the light colour 3000 K; CRI ≥ 80; min. 90 % of the luminous flux after 50 000 hours; degree of protection IP 20; PC I; photobiological safety according to IEC 62471 risk group 0

DE Leuchtenkörper aus Aluminiumstrangpressprofil, kantige Ausführung; keine sichtbaren Schrauben; Oberfläche weiß, grau oder schwarz pulverbeschichtet; geeignet für Wand- oder Deckenmontage; mit zweiseitiger Lichtabstrahlung; Leuchtenprofil für Montage vorab lieferbar; HPO (High Performance Opal) Abdeckung für homogene Ausleuchtung; mit erhöhter Transmission und Diffusion; energieeffiziente LEDs mit sehr guter Farbwiedergabe; Powerswitch (e, e², e²⁺) am Lichteinsatz einstellbar; Binning initial ≤ 3 MacAdam; lieferbar in der Lichtfarbe 3000 K; CRI ≥ 80; min. 90 % des Lichtstromes nach 50 000 h Lebensdauer; Schutzart IP 20; SK I; photobiologische Sicherheit gemäß IEC 62471 Risikogruppe 0

CORNER

surface

Order options

COLOUR TEMPERATURE
3000 K

CONTROL
non DIM (switchable e/e²/e²⁺)

MATERIAL COLOUR
white	7
grey	G
black	8

7 G 8

LIGHT OPTIC COVER
opal high performance





CORNER surface

POWER SWITCH · 220-240V · CB

LUMINAIRE

SYS. POWER	COLOUR TEMP.	LUM. FLUX	L (mm)	ORDER CODE
10 W e	3000 K	1260 lm	588	040-89P251O
14 W e²	3000 K	1810 lm		
20 W e²⁺	3000 K	2460 lm		
14 W e	3000 K	1890 lm	888	040-89P351O
21 W e²	3000 K	2720 lm		
30 W e²⁺	3000 K	3690 lm		
18 W e	3000 K	2520 lm	1188	040-89P451O
28 W e²	3000 K	3620 lm		
40 W e²⁺	3000 K	4910 lm		

LIGHT DISTRIBUTION
asymmetric

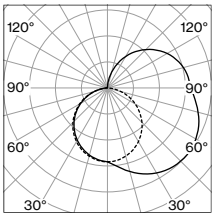



Quickinfo

3000 K, 4000 K, TW
CRI ≥ 80
L90 @ 50 000 h
up to 4133 lm / m
non DIM, DALI-2
opal cover

Types

surface

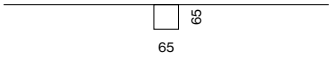

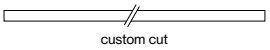

custom cut

Colours



Light distribution



direct

Description

EN Luminaire body in extruded aluminium profile, angular design with double-sided light beam; no visible screws; designed for continuous lighting systems; surface powder coated in white, grey or black; luminaire profile for mounting available in advance; remaining luminaire components mounted without tools; light inset consisting of highly reflective coated extruded profile for improved thermal management; option: lighting module is versatile in length; HPO (High Performance Opal) cover for uniform illumination; energy-efficient LEDs with very good colour rendering; powerswitch (e, e², e²⁺) with switchable versions, adjustable on the inset; power consumption: e LED - 18 W/m, e² LED - 24 W/m, e²⁺ LED - 35 W/m; binning initial ≤ 3 MacAdam; available in the light colours 3000 K and 4000 K, optionally with tunable white diodes (2700-6500 K); CRI ≥ 80; min. 90 % of the luminous flux after 50 000 hours; degree of protection IP 20; PC I; photobiological safety according to IEC 62471 risk group 0; optionally non dimmable with Powerswitch (e, e², e²⁺) or DALI-2 control (e²)

DE Leuchtenkörper aus Aluminiumstrangpressprofil, kantige Ausführung mit zweiseitiger Lichtabstrahlung; keine sichtbaren Schrauben; ausgelegt für durchgehende Lichtsysteme; Oberfläche weiß, grau oder schwarz pulverbeschichtet; Leuchtenprofil für Montage vorab lieferbar; restliche Leuchtenkomponenten werkzeuglos montierbar; Lichteinsatz bestehend aus hochreflektierend lackiertem Strangpressprofil für verbessertes Thermomanagement; optional flexibel ablängbarer Lichteinsatz; HPO (High Performance Opal) Abdeckung für homogene Ausleuchtung; energieeffiziente LEDs mit sehr guter Farbwiedergabe; Powerswitch (e, e², e²⁺) bei schaltbarer Ausführung, am inset einstellbar; Leistungsaufnahme: e LED - 18 W/m, e² LED - 24 W/m, e²⁺ LED - 35 W/m; Binning initial ≤ 3 MacAdam; lieferbar in den Lichtfarben 3000 K und 4000 K, optional mit Tunable White Bestückung (2700-6500 K); CRI ≥ 80; min. 90 % des Lichtstromes nach 50 000 h Lebensdauer; Schutzart IP 20; SK I; photobiologische Sicherheit gemäß IEC 62471 Risikogruppe 0; wahlweise nicht dimmbar mit Powerswitch (e, e², e²⁺) oder DALI-2 Steuerung (e²)

CORNER system

surface

Order options

COLOUR TEMPERATURE

3000 K	5
4000 K	6

CONTROL

non DIM (switchable e/e²/e²⁺)	1
DALI-2 (only e²)	3

presetting at delivery: e²

MATERIAL COLOUR

white	7
grey	G
black	8

7 G 8







CORNER 65

INSTALLATION CHANNEL

TYPE	L (mm)	ORDER CODE
channel	1172	040-0124
channel	1472	040-0154
channel	3000	040-0304
channel	custom	E85560 · · · ·

order installation channel, cover, light inset + mounting accessories separately

COVER OPAL

TYPE	L (mm)	ORDER CODE
cover	1171	006-14125
cover	1470	006-14155
cover	2997	006-14305
cover	custom	E85510 · · · · 00



POWER SWITCH · DALI 1 ADDR. · 220-240V · CB

LIGHT INSET 60

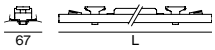

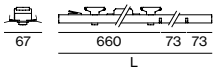

SYSTEM POWER (e/e²/e²⁺)	L (mm)	ORDER CODE
10/14/20 W	571	040-91P2 ⁘ ⇕ 7
14/21/30 W	871	040-91P3 ⁘ ⇕ 7
18/28/40 W	1171	040-91P4 ⁘ ⇕ 7
23/35/52 W	1463	040-91P5 ⁘ ⇕ 7
37/56/82 W	2341	040-91P8 ⁘ ⇕ 7
flexible inset 18/28/40 W	660-1171	040-91PF ⁘ ⇕ 7

flexible inset can be cut every 73 mm to make total lengths from 660 up to 1171 mm

TUNABLE WHITE · DALI 2 ADDR. · 220-240V

LIGHT INSET 60 tunable white 2700–6500 K

SYSTEM POWER (e²)	L (mm)	ORDER CODE
21 W	871	040-9133D37
28 W	1171	040-9134D37
35 W	1463	040-9135D37
56 W	2341	040-9138D37

Accessories



END CAPS

TYPE	ORDER CODE
end caps (pair)	040-0003





LINEAR CONNECTOR

TYPE	ORDER CODE
linear connector (1 piece)	040-00015
linear connector (10 pieces)	040-00015.10
opal cover linear connector	006-14005

THROUGH WIRE

TYPE	ORDER CODE
3 × 1.5 mm² (non DIM, 10 pieces)	004-90003
5 × 1.5 mm² (DALI-2, 10 pieces)	004-90005

LIGHT DISTRIBUTION

opal 3000 K

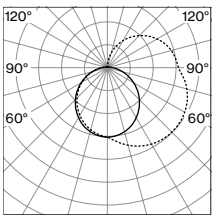

e	2121 lm/m	140 lm/W
e²	3047 lm/m	129 lm/W
e²⁺	4133 lm/m	123 lm/W

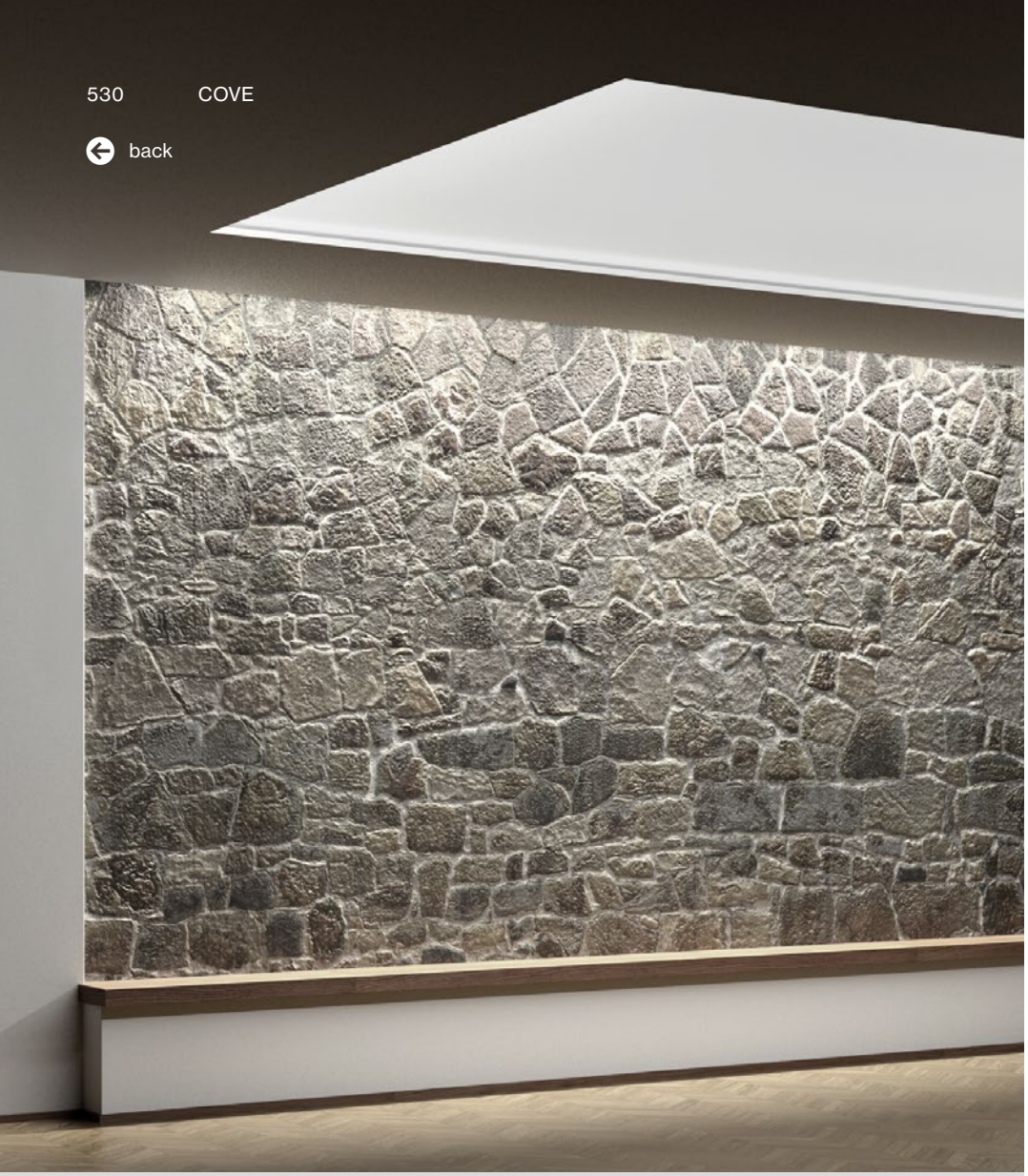

Description

EN High quality wall mounted or ceiling mounted profile made of extruded aluminium; various connections to suspended ceiling system; designed for continuous lighting systems, 90° angle connectors for flexible system design; with integrated power track profile for take off of supply voltage and DALI signal; surface powder coated in white or black; can be installed flexibly and without tools by means of magnetic holders; linear light insets made of aluminium; with specially calculated WALL GRAZER lens for uniform accent lighting of wall and ceiling surfaces and increased emphasis of the surface texture; passive cooling of LEDs with optimised heat sink geometry; with CSP (Chip-Scale-Packaging) technology for maximum efficiency; energy-efficient LEDs with very good colour rendering; binning initial ≤ 3 MacAdam; available in the light colour 3000 K; CRI ≥ 90; min. 80 % of the luminous flux after 50 000 hours; degree of protection IP 20; PC I / PC II (power supply) or PC III (power rail profile and light insets); optionally non-dimmable, DALI-2 or wireless Zigbee 3.0 control

DE Hochwertiges Wandanbau- oder Deckenprofil aus stranggepresstem Aluminium; verschiedene Anbindungen an abgehängtes Deckensystem; ausgelegt für durchgehende Lichtsysteme, 90° Winkelverbinder für flexiblen Systemaufbau; mit integriertem Stromschienenprofil für Abnahme von Versorgungsspannung und DALI Signal; Oberfläche weiß oder schwarz pulverbeschichtet; flexible und werkzeuglose Montage der Einsätze durch Magnethalterung; Linear-Lichteinsätze aus Aluminium; mit speziell berechneter WALL GRAZER Linse zur gleichmäßigen Akzentbeleuchtung von Wand- bzw. Deckenflächen und verstärkter Betonung der Struktur; passive Kühlung der LEDs durch optimierte Kühlkörpergeometrie; mit CSP (Chip-Scale-Packaging) Technologie für höchste Effizienz; energieeffiziente LEDs mit sehr guter Farbwiedergabe; Binning initial ≤ 3 MacAdam; lieferbar in der Lichtfarbe 3000 K; CRI ≥ 90; min. 80 % des Lichtstromes nach 50 000 h Lebensdauer; Schutzart IP 20; SK I / SK II (Netzversorgung) bzw. SK III (Stromschienenprofil und Lichteinsätze); wahlweise nicht dimmbar, DALI-2 oder drahtlose Zigbee 3.0 Steuerung

COVE system
wall / ceiling

Quickinfo

3000 K
CRI ≥ 90
L80 @ 50 000 h
up to 4440 lm/m
non DIM, DALI-2, Zigbee 3.0
wall grazer

Types

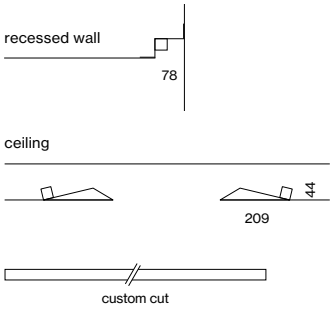

Colours

Light distribution



Order options

CONTROL INSTALLATION TRACK

non DIM	1
DALI-2	3
Zigbee 3.0	1

CONTROL LIGHT INSET

non DIM	1
DALI-2	3
Zigbee 3.0	5

MATERIAL COLOUR

white	7
black	8

7 8

Mounting examples

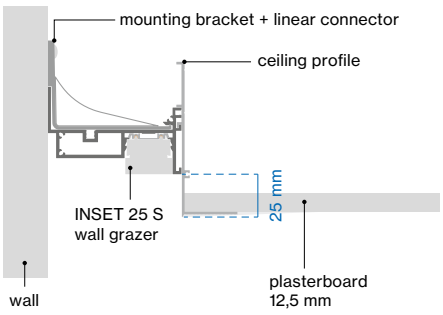

ceiling profile set to 25 mm offset

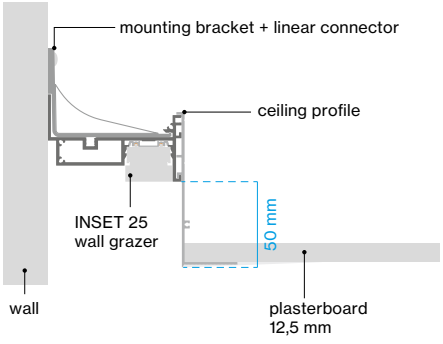

ceiling profile set to 50 mm offset



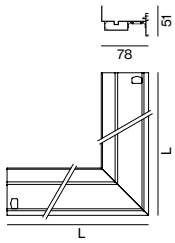

COVE wall

SINGLE | zigbee 3.0 | 48V | TRACK max. 6,67 A

INSTALLATION TRACK

TYPE	L (mm)	ORDER CODE
channel	610	050-51120
channel	1210	050-51140
channel	2410	050-51180
channel non DIM, Zigbee 3.0	custom	E83300
channel DALI-2	custom	E83310
inner corner 90°	679x652	050-51110
outer corner 90°	639x612	050-51111



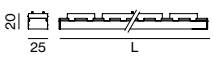

CRI ≥90 | SINGLE | zigbee 3.0 | 48V | FLICKER FREE

LIGHT INSET

L (mm)	SYS. POWER	LUMINOUS FLUX (3000 K)	ORDER CODE
305	5 W	555 lm	050-12115 8S
605	10 W	1110 lm	050-12125 8S
1205	17 W	2220 lm	050-12145 8S
2405	35 W	4440 lm	050-12185 8S

please see page 533 for electrical accessories

Mounting accessories

MOUNTING BRACKET / LINEAR CONNECTOR

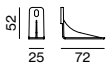

TYPE	ORDER CODE
mounting bracket / linear connector (pair)	050-5110100.02
mounting bracket / linear connector (10 pcs.)	050-5110100.10

use 1 piece every 500 mm

CEILING PROFILE TRIMLESS

for plasterboard ceilings

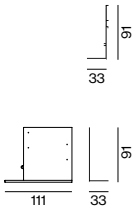

L (mm)	OFFSET (mm)	ORDER CODE
610	25/50	050-531200
1210	25/50	050-531400
2410	25/50	050-531800
custom cut	25/50	E83400
inner corner 90°	25/50	050-531100
outer corner 90°	25/50	050-531110
end caps (pair)		050-531000

CEILING PROFILE WITH TRIM 14 mm

for intermediate ceilings 2–25 mm

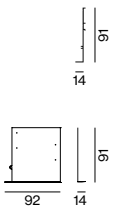

L (mm)	OFFSET (mm)	ORDER CODE
610	25/50	050-533200
1210	25/50	050-533400
2410	25/50	050-533800
custom cut	25/50	E83420
inner corner 90°	25/50	050-533100
outer corner 90°	25/50	050-533110
end caps (pair)		050-533000

CEILING PROFILE STRAIGHT

for wooden and other ceiling types

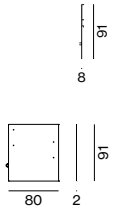

L (mm)	OFFSET (mm)	ORDER CODE
610	25/50	050-534200
1210	25/50	050-534400
2410	25/50	050-534800
custom cut	25/50	E83430
inner corner 90°	25/50	050-534100
outer corner 90°	25/50	050-534110
end caps (pair)		050-534000

back

Order options

CONTROL INSTALLATION TRACK

non DIM	1
DALI-2	3
Zigbee 3.0	1

CONTROL LIGHT INSET

non DIM	1
DALI-2	3
Zigbee 3.0	5

MATERIAL COLOUR

white

Options on request

COLOUR TEMPERATURE

2700 K
4000 K



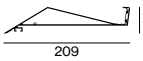

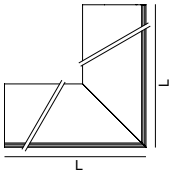

COVE ceiling

SINGLE · zigbee 3.0 · 48V · TRACK max. 6,67 A

INSTALLATION TRACK

TYPE	L (mm)	ORDER CODE
channel	610	050-51220◆7
channel	1210	050-51240◆7
channel	2410	050-51280◆7
channel non DIM, Zigbee 3.0	custom	E83320 · · · · 7
channel DALI-2	custom	E83330 · · · · 7
inner corner 90°	637x637	050-51210◆7
outer corner 90°	804x804	050-51211◆7



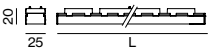

LIGHT INSET

CRI ≥90 · SINGLE · zigbee 3.0 · 48V · FLICKER FREE

L (mm)	SYS. POWER	LUMINOUS FLUX (3000 K)	ORDER CODE
305	5 W	555 lm	050-12115◆8S
605	10 W	1110 lm	050-12125◆8S
1205	17 W	2220 lm	050-12145◆8S
2405	35 W	4440 lm	050-12185◆8S

please see page 533 for electrical accessories

Mounting accessories

END CAPS

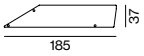

TYPE	ORDER CODE
end caps (pair)	050-5120007

LINEAR CONNECTOR



TYPE	ORDER CODE
linear connector	050-5120100

Mounting example

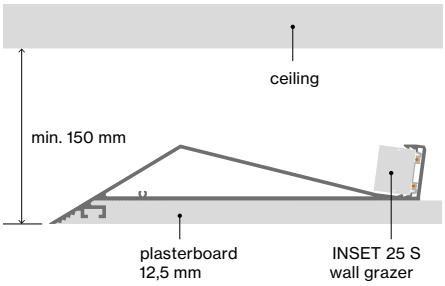

Order options

CONTROL	
non DIM	1
DALI-2	3
Zigbee 3.0	1

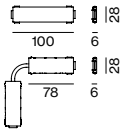

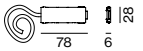

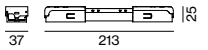

Electrical accessories

ELECTRICAL CONNECTOR

TYPE	ORDER CODE
linear (non DIM, Zigbee 3.0, DALI-2)	050-203113 0
linear flexible	050-20321 ⬍ 0

POWER FEEDER UNIT

TYPE	ORDER CODE
non DIM, Zigbee 3.0	050-202011 0
DALI-2	050-202013 0

2x2,5 mm² / 2x2,5 + 2x0,5 mm² / cable length 500 mm

CONVERTER EXTERN supply 220-240 V AC, 48 V, 50-60 Hz

TYPE	L·W·H (mm)	ORDER CODE
60 W ▣ PC II	163·43·32	002-62133
150 W ⏚ PC I	222·68·39	002-60156
320 W ⏚ PC I	252·90·44	002-60320

DALI-2 SELV DEVICE

TYPE	ORDER CODE
control unit	050-206113 0

necessary to create DALI-2 selv signal

Outdoor





Outdoor

SONO IP54



➔ 538 surface

BASO IP54



➔ 544 recessed surface

STREAM-CUT



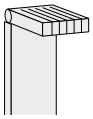

➔ 554 surface wall recessed bollard

DOC



➔ 562 surface

Enhanced for outside



SONO IP54

EN SONO IP54 is part of XAL's SONO family. The luminaire's outdoor version is particularly robust (protection class IP54) and tested for impact resistance (IK07). Wall or ceiling mounting is possible. The luminaires have an optional decorative ring, depending on the type and desired architectural effect. Like all luminaires in the family, SONO IP achieves a uniform, pleasant basic brightness thanks to its opal cover. It is available in 3000K or 4000K and has a good colour rendering of CRI ≥ 80.

DE SONO IP54 ist Teil der SONO Familie von XAL. In ihrer Outdoor-Variante ist die Leuchte besonders robust (Schutzklasse IP54) und auf Schlagfestigkeit geprüft (IK07). Mögliche Montagearten sind die Wand- oder Deckenmontage; je nach Typ und gewünschter architektonischer Wirkung sind die Leuchten mit und ohne Dekorring verfügbar. Wie alle Leuchten der Familie gelingt auch SONO IP eine besonders gleichmäßige, angenehme Grundhelligkeit dank Opal-Abdeckung. Sie ist in den Lichtfarben 3000K oder 4000K erhältlich und verfügt über eine gute Farbwiedergabe von CRI ≥ 80.

Types



260 350 450 600

Mountings



wall surface

Light distribution

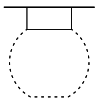

opal

back



Quickinfo

3000 K, 4000 K
CRI ≥ 80
L90 @ 50 000 h
ø 255 up to 1010 lm
ø 345 up to 2210 lm
ø 445 up to 3250 lm
ø 595 up to 6170 lm
non DIM, DALI-2 / CLO
opal cover
IK 07, IP 54

Types

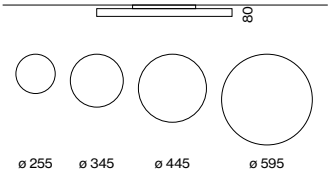

Colour

Light distribution

direct

Description

EN Round luminaire housing in die-cast aluminium; surface white powder coated; suitable for wall or ceiling mounting; completely homogeneously illuminated, satinised PMMA cover; same luminance for all size versions; energy-efficient LEDs with very good colour rendering; binning initial ≤ 3 MacAdam; available in the light colours 3000 K and 4000 K; CRI ≥ 80; min. 90 % of the luminous flux after 50 000 hours; luminaire with 2 cable openings and plug-in terminals for through wiring; degree of protection IP 54; PC I; photobiological safety according to IEC 62471 risk group 0; up to ø 450 mm: shock resistance IK 07; optionally non-dimmable or DALI-2 control with CLO function

DE Runder Leuchtenkörper aus Aluminiumdruckguss; Oberfläche weiß pulverbeschichtet; geeignet für Wand- oder Deckenmontage; absolut homogen ausgeleuchtete, satinierte PMMA-Abdeckung; gleiche Leuchtdichte bei allen Größenvarianten; energieeffiziente LEDs mit sehr guter Farbwiedergabe; Binning initial ≤ 3 MacAdam; lieferbar in den Lichtfarben 3000 K und 4000 K; CRI ≥ 80; min. 90 % des Lichtstromes nach 50 000 h Lebensdauer; Leuchte mit 2 Kabelöffnungen und Steckklemme für Durchgangsverdrahtung; Schutzart IP 54; SK I; photobiologische Sicherheit gemäß IEC 62471 Risikogruppe 0; bis ø 450 mm Schlagfestigkeit IK 07; wahlweise nicht dimmbar oder DALI-2 Steuerung mit CLO-Funktion

SONO IP54
surface

Order options

IP RATING

IP54

COLOUR TEMPERATURE

3000 K	5
4000 K	6

CONTROL

non DIM	1
DALI-2 / CLO	3

MATERIAL COLOUR

white

LIGHT OPTIC COVER

opal

Options on request

COLOUR RENDERING INDEX

CRI ≥ 90

COLOUR TEMPERATURE

tunable white 2700–6500 K (2 DALI-2)

CONTROL

RCS Master ((•))

RCS Slave ((•))

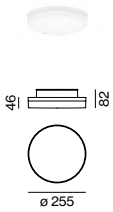

SONO 260 surface

IP54 IK07

IP 54 LUMINAIRE

SYSTEM POWER	COLOUR TEMP.	LUMINOUS FLUX	ORDER CODE
7.6 W	3000 K	950 lm	871-9126 7O
	4000 K	1010 lm	

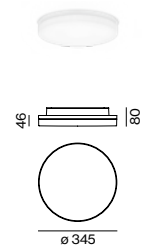

SONO 350 surface

IP54 IK07

IP 54 LUMINAIRE

SYSTEM POWER	COLOUR TEMP.	LUMINOUS FLUX	ORDER CODE
16 W	3000 K	2090 lm	871-9136 7O
	4000 K	2210 lm	

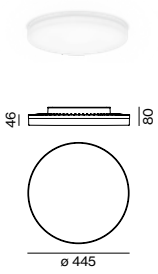

SONO 450 surface

IP54 IK07

IP 54 LUMINAIRE

SYSTEM POWER	COLOUR TEMP.	LUMINOUS FLUX	ORDER CODE
23 W	3000 K	3070 lm	871-9146 7O
	4000 K	3250 lm	

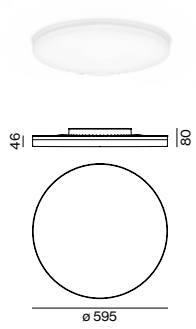

SONO 600 surface

IP54

IP 54 LUMINAIRE

SYSTEM POWER	COLOUR TEMP.	LUMINOUS FLUX	ORDER CODE
43 W	3000 K	5830 lm	871-9156 7O
	4000 K	6170 lm	

LIGHT DISTRIBUTION

opal

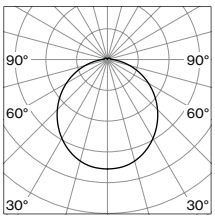

direct

back



Quickinfo

3000 K, 4000 K
CRI ≥ 80
L90 @ 50 000 h
ø 260 up to 933 lm
ø 350 up to 2060 lm
ø 450 up to 3010 lm
ø 600 up to 5730 lm
non DIM, DALI-2 / CLO
opal cover
IK 07, IP 54

Types

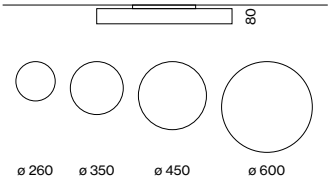

Colours



Light distribution


direct

Description

EN Round luminaire housing in die-cast aluminium; surface powder coated in dark grey or white; fitted bezel in rolled, seamless welded aluminium profile; suitable for wall or ceiling mounting; completely homogeneously illuminated, satinised PMMA cover; same luminance for all size versions; energy-efficient LEDs with very good colour rendering; binning initial ≤ 3 MacAdam; available in the light colours 3000 K and 4000 K; CRI ≥ 80; min. 90 % of the luminous flux after 50 000 hours; luminaire with 2 cable openings and plug-in terminals for through wiring; degree of protection IP 54; PC I; photobiological safety according to IEC 62471 risk group 0; up to ø 450 mm: shock resistance IK07; optionally non-dimmable or DALI-2 control with CLO function

DE Runder Leuchtenkörper aus Aluminiumdruckguss; Oberfläche dunkelgrau oder weiß pulverbeschichtet; aufgesetzter Ring aus gerolltem und nahtlos verschweißtem Aluminiumprofil; geeignet für Wand- oder Deckenmontage; absolut homogen ausgeleuchtete, satinierte PMMA-Abdeckung; gleiche Leuchtdichte bei allen Größenvarianten; energieeffiziente LEDs mit sehr guter Farbwiedergabe; Binning initial ≤ 3 MacAdam; lieferbar in den Lichtfarben 3000 K und 4000 K; CRI ≥ 80; min. 90 % des Lichtstromes nach 50 000 h Lebensdauer; Leuchte mit 2 Kabelöffnungen und Steckklemme für Durchgangsverdrahtung; Schutzart IP 54; SK I; photobiologische Sicherheit gemäß IEC 62471 Risikogruppe 0; bis ø 450 mm Schlagfestigkeit IK07; wahlweise nicht dimmbar oder DALI-2 Steuerung mit CLO-Funktion

SONO LOOP IP54
surface

Order options

IP RATING
IP 54

COLOUR TEMPERATURE
3000 K 5
4000 K 6

CONTROL
non DIM 1
DALI-2 / CLO 3

MATERIAL COLOUR
white 7
dark grey D

7 D

LIGHT OPTIC COVER
opal

Options on request

COLOUR RENDERING INDEX
CRI ≥ 90

COLOUR TEMPERATURE
tunable white 2700–6500 K (2 DALI-2)

CONTROL
RCS Master
RCS Slave

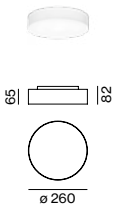

SONO LOOP 260 surface

IP 54 | IK 07

IP 54 LUMINAIRE

SYSTEM POWER	COLOUR TEMP.	LUMINOUS FLUX	ORDER CODE
7.6 W	3000 K	881 lm	871-8126 O
	4000 K	933 lm	

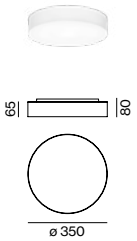

SONO LOOP 350 surface

IP 54 | IK 07

IP 54 LUMINAIRE

SYSTEM POWER	COLOUR TEMP.	LUMINOUS FLUX	ORDER CODE
16 W	3000 K	1940 lm	871-8136 O
	4000 K	2060 lm	

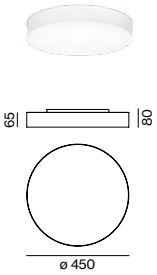

SONO LOOP 450 surface

IP 54 | IK 07

IP 54 LUMINAIRE

SYSTEM POWER	COLOUR TEMP.	LUMINOUS FLUX	ORDER CODE
23 W	3000 K	2850 lm	871-8146 O
	4000 K	3010 lm	

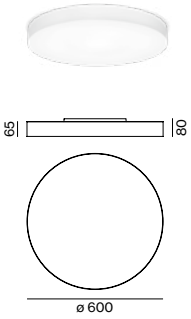

SONO LOOP 600 surface

IP 54

IP 54 LUMINAIRE

SYSTEM POWER	COLOUR TEMP.	LUMINOUS FLUX	ORDER CODE
43 W	3000 K	5410 lm	871-8156 O
	4000 K	5730 lm	

LIGHT DISTRIBUTION
opal

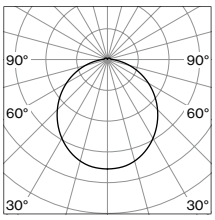

direct

Created for outside



BASO IP54

EN The outdoor BASO IP54 complements our robust BASO profile luminaire product family. The luminaire is highly efficient and adapted to demanding environmental conditions, from public outdoor areas to sports halls and wet rooms. It has increased dust and insect protection (IP54). BASO IP54 is available as a single luminaire or as a system variant. It is easy to install and suitable for recessed or surface fitting as well as for wall or ceiling mounting. An opal cover delivers homogeneous basic illumination. The luminaire has a colour rendering of CRI ≥ 80 and can be selected with a dark grey or white housing and in two light colours (3000 K and 4000 K).

DE Mit BASO IP54 haben wir unsere leistungsstarke Profilleuchten-Produktfamilie BASO um eine Outdoor-Variante ergänzt. Die Leuchte ist höchst effizient im Einsatz und speziell an fordernde Umgebungsbedingungen angepasst: von öffentlichen Outdoor-Bereichen über Sporthallen bis hin zu Nassräumen. Zudem verfügt sie über einen erhöhten Staub- und Insektenschutz (IP54). BASO IP54 ist als Einzelleuchte oder als Systemvariante verfügbar, einfach zu montieren und sowohl für Ein- oder Anbau als auch für Wand- oder Deckenmontage geeignet. Eine Opal-Abdeckung sorgt für homogene Grundausleuchtung. Außerdem verfügt die Leuchte über eine Farbwiedergabe von CRI ≥ 80 und kann mit dunkelgrauem oder weißem Gehäuse sowie in zwei Lichtfarben (3000 K und 4000 K) gewählt werden.

Type



60

Mountings



trim recessed | wall recessed | surface

Configurations



linear | corner

Light distribution

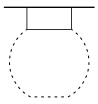

opal

back

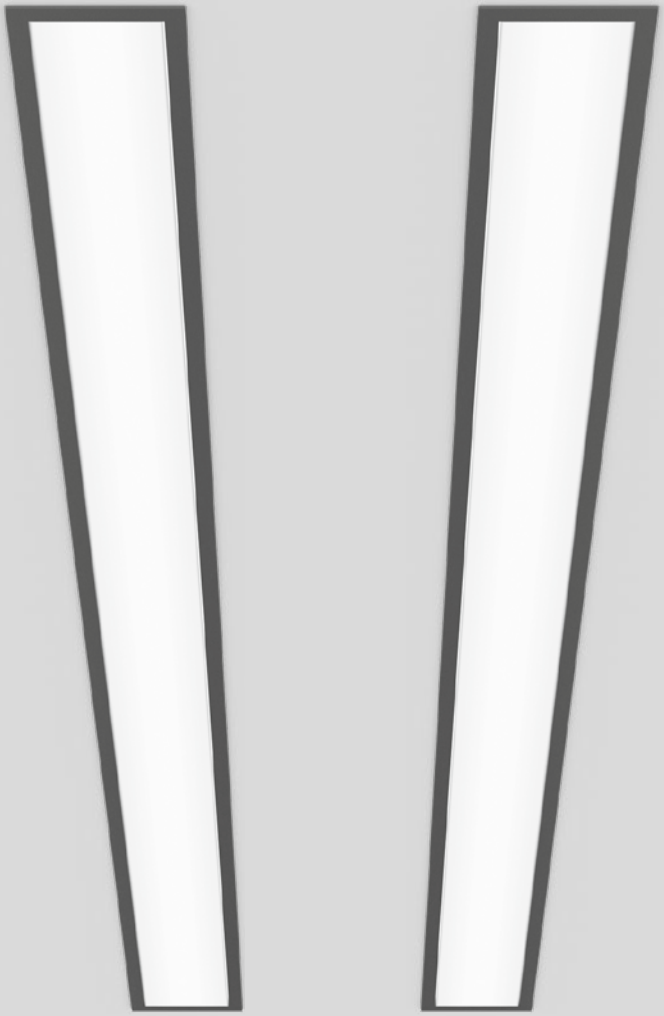

Quickinfo

3000 K, 4000 K
CRI ≥ 80
L90 @ 50 000 h
up to 5590 lm
DALI-2
opal cover
IP54

Types

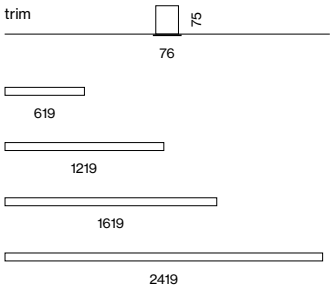

Colours



Light distribution



Description

EN Luminaire housing made of extruded aluminium; recessed luminaire with trim; suitable for ceiling thickness of 8–20 mm; surface powder coated in dark grey or white; suitable for wall or ceiling mounting; luminaire profile (end caps come pre-assembled) can be pre-mounted; remaining luminaire components mounted without tools; closed light insert made of PMMA, consisting of converter unit and circuit board unit; light inset with screwed-on, thus maintenance-friendly, transparent end cap in PMMA; HPO (High Performance Opal) cover for uniform illumination; energy-efficient LEDs with very good colour rendering; binning initial ≤ 3 MacAdam; available in the light colours 3000 K and 4000 K; CRI ≥ 80; min. 90 % of the luminous flux after 50 000 hours; degree of protection IP54; PC II; photobiological safety according to IEC 62471 risk group 0; DALI-2 control; IP67 socket connector system for easy and sealed electrical connection

DE Leuchtenkörper aus Aluminiumstrangpressprofil; Einbauleuchte mit umlaufendem Rand; geeignet für Deckenstärken von 8–20 mm; Oberfläche dunkelgrau oder weiß pulverbeschichtet; geeignet für Wand- oder Deckenmontage; Leuchtenprofil (Enddeckel werkseitig vormontiert) vorab montierbar; restliche Leuchtenkomponenten werkzeuglos montierbar; geschlossener Lichteinsatz aus PMMA, bestehend aus Konvertereinheit und Platineneinheit; Lichteinsatz mit verschraubtem, dadurch wartungsfreundlichen, transparenten PMMA Enddeckel; HPO (High Performance Opal) Abdeckung für homogene Ausleuchtung; energieeffiziente LEDs mit sehr guter Farbwiedergabe; Binning initial ≤ 3 MacAdam; lieferbar in den Lichtfarben 3000 K und 4000 K; CRI ≥ 80; min. 90 % des Lichtstromes nach 50 000 h Lebensdauer; Schutzart IP54; SK II; photobiologische Sicherheit gemäß IEC 62471 Risikogruppe 0; DALI-2 Steuerung; IP67-Buchsen-Steckersystem für dichten elektrischen Anschluss

BASO 60 IP54

trim recessed

Order options

IP RATING

IP 54

COLOUR TEMPERATURE

3000 K	5
4000 K	6

CONTROL

DALI-2

MATERIAL COLOUR

white	7
dark grey	D

7 D

LIGHT OPTIC COVER

opal high performance

Options on request

COLOUR RENDERING INDEX

CRI ≥ 90
CRI ≥ 98 XPECTRUM



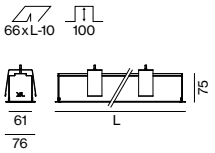

BASO 60 trim

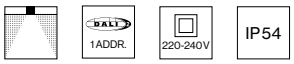

IP 54 LUMINAIRE

SYS. POWER	COLOUR TEMP.	LUM. FLUX	L (mm)	ORDER CODE
11 W	3000 K	1320 lm	619	845-35223 H
	4000 K	1400 lm		
22 W	3000 K	2640 lm	1219	845-35243 H
	4000 K	2790 lm		
30 W	3000 K	3530 lm	1619	845-35253 H
	4000 K	3720 lm		
45 W	3000 K	5290 lm	2419	845-35283 H
	4000 K	5590 lm		

LIGHT DISTRIBUTION

opal high performance

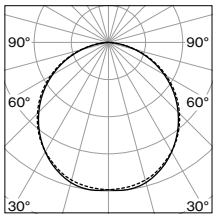

direct

Mounting accessories



CONCRETE INSTALLATION HOUSING

L·W·H (mm)	ORDER CODE
662·75·88	045-35920 10
1262·75·88	045-35940 10
1662·75·88	045-35950 10
2462·75·88	045-35980 10

back



Description

EN Luminaire housing made of extruded aluminium; recessed luminaire with trim; for continuous lighting systems; suitable for ceiling thickness of 8–20 mm; surface powder coated in dark grey or white; suitable for wall or ceiling mounting; luminaire profile can be pre-mounted; remaining luminaire components mounted without tools; closed light insert made of PMMA, consisting of converter unit and circuit board unit; light inset with screwed-on, thus maintenance-friendly, transparent end cap in PMMA; HPO (High Performance Opal) cover for uniform illumination; energy-efficient LEDs with very good colour rendering; binning initial ≤ 3 MacAdam; available in the light colours 3000 K and 4000 K; CRI ≥ 80; min. 90 % of the luminous flux after 50 000 hours; degree of protection IP54; PC II; photobiological safety according to IEC 62471 risk group 0; DALI-2 control; IP67 socket connector system for easy and sealed electrical connection

DE Leuchtenkörper aus Aluminiumstrangpressprofil; Einbauleuchte mit umlaufendem Rand; für durchgehende Lichtsysteme; geeignet für Deckenstärken von 8–20 mm; Oberfläche dunkelgrau oder weiß pulverbeschichtet; geeignet für Wand- oder Deckenmontage; Leuchtenprofil vorab montierbar; restliche Leuchtenkomponenten werkzeuglos montierbar; geschlossener Lichteinsatz aus PMMA, bestehend aus Konvertereinheit und Platineneinheit; Lichteinsatz mit verschraubtem, dadurch wartungsfreundlichen, transparenten PMMA Enddeckel; HPO (High Performance Opal) Abdeckung für homogene Ausleuchtung; energieeffiziente LEDs mit sehr guter Farbwiedergabe; Binning initial ≤ 3 MacAdam; lieferbar in den Lichtfarben 3000 K und 4000 K; CRI ≥ 80; min. 90 % des Lichtstromes nach 50 000 h Lebensdauer; Schutzart IP54; SK II; photobiologische Sicherheit gemäß IEC 62471 Risikogruppe 0; DALI-2 Steuerung; IP67-Buchsen-Steckersystem für dichten elektrischen Anschluss

BASO 60 IP54 system
recessed with trim

Quickinfo

3000 K, 4000 K
CRI ≥ 80
L90 @ 50 000 h
up to 2340 lm/m
DALI-2
opal cover
IP54

Types

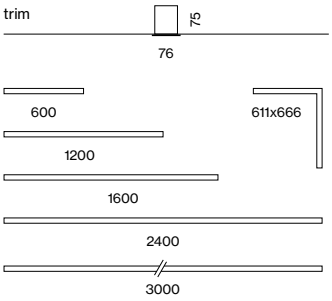

Colours



Light distribution


direct



CONCRETE INSTALLATION HOUSING
521

Order options

COLOUR TEMPERATURE

3000 K	5
4000 K	6

CONTROL

DALI-2

MATERIAL COLOUR

white	7
dark grey	D

(7) (D)

LIGHT OPTIC COVER

opal high performance

Options on request

COLOUR RENDERING INDEX

CRI ≥ 90



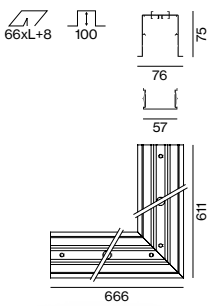

BASO 60 IP54 trim

INSTALLATION CHANNEL / CORNER 90° / BLIND COVER

TYPE	L (mm)	ORDER CODE
channel	600	845-340201
channel	1200	845-340401
channel	1600	845-340501
channel	2400	845-340801
channel	3000	845-340901
corner connector 90°	611x666	845-341121
blind cover	600	006-330601 B
blind cover	1200	006-331201 B
blind cover	1600	006-331601 B
blind cover	2400	006-332401 B
blind cover	3000	006-333001 B

order installation channel, light inset + mounting accessories separately



LIGHT INSET 60 IP54

DALI 1 ADDR. | 220-240V | IP54

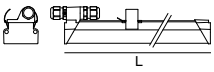

SYSTEM POWER	L (mm)	ORDER CODE
12 W start/run	599	845-4042 :: 30H
24 W start/run	1198	845-4044 :: 30H
32 W start/run	1597	845-4045 :: 30H
47 W start/run	2396	845-4048 :: 30H
12 W end	599	845-4052 :: 30H
24 W end	1198	845-4054 :: 30H
32 W end	1597	845-4055 :: 30H
47 W end	2396	845-4058 :: 30H

COVER	COLOUR TEMP.	SYSTEM POWER	DELIVERED LUMENS	EFFICACY
opal high performance	3000 K	19 W/m	2210 lm/m	116 lm/W
	4000 K	19 W/m	2340 lm/m	124 lm/W

Accessories

END CAPS

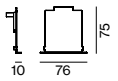

TYPE	ORDER CODE
end caps (pair)	845-341001

MOUNTING BRACKET

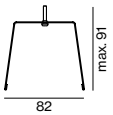

TYPE	ORDER CODE
mounting bracket (1 piece)	045-341201 0
mounting bracket (10 pieces)	045-341201 0.10

LINEAR CONNECTOR



TYPE	ORDER CODE
linear connector (1 piece)	045-401111 0
linear connector (10 pieces)	045-401111 0.10

POWER FEEDER / EXTENSION CABLE / CONNECTOR

TYPE	L (mm)	ORDER CODE
power feeder 2×1.5 + 2×0.75 mm²	2000	845-401324 0
power feeder 2×1.5 + 2×0.75 mm²	4000	845-401344 0
extension cable 2×1.5 + 2×0.75 mm²	1200	845-401414 0
mini connector 4-pole	-	845-401304 0

LIGHT DISTRIBUTION

opal high performance

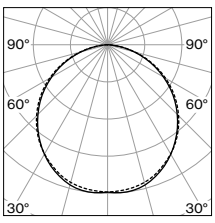

direct

back



Quickinfo

3000 K, 4000 K
CRI ≥ 80
L90 @ 50 000 h
up to 5590 lm
DALI-2
opal cover
IP54

Types

surface

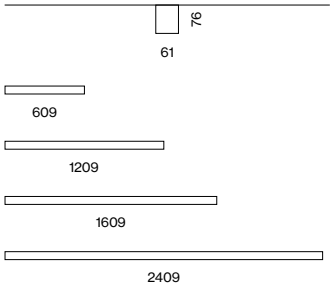

Colours



Light distribution



direct

Description

EN Luminaire housing from extruded aluminium profile, angular design; light-tight end caps in aluminium, no visible screws; surface powder coated in dark grey or white; suitable for wall or ceiling mounting; luminaire profile (end caps come pre-assembled) can be pre-mounted; remaining luminaire components mounted without tools; closed light insert made of PMMA, consisting of converter unit and circuit board unit; light inset with screwed-on, thus maintenance-friendly, transparent end cap in PMMA; HPO (High Performance Opal) cover for uniform illumination; energy-efficient LEDs with very good colour rendering; binning initial ≤ 3 MacAdam; available in the light colours 3000 K and 4000 K; CRI ≥ 80; min. 90 % of the luminous flux after 50 000 hours; degree of protection IP54; PC II; photobiological safety according to IEC 62471 risk group 0; DALI-2 control; IP67 socket connector system for easy and sealed electrical connection

DE Leuchtenkörper aus Aluminiumstrangpressprofil, kantige Ausführung; lichtdicht abschließende Enddeckel aus Aluminium, keine sichtbaren Schrauben; Oberfläche dunkelgrau oder weiß pulverbeschichtet; geeignet für Wand- oder Deckenmontage; Leuchtenprofil (Enddeckel werkseitig vormontiert) vorab montierbar; restliche Leuchtenkomponenten werkzeuglos montierbar; geschlossener Lichteinsatz aus PMMA, bestehend aus Konvertereinheit und Platineneinheit; Lichteinsatz mit verschraubtem, dadurch wartungsfreundlichen, transparenten PMMA Enddeckel; HPO (High Performance Opal) Abdeckung für homogene Ausleuchtung; energieeffiziente LEDs mit sehr guter Farbwiedergabe; Binning initial ≤ 3 MacAdam; lieferbar in den Lichtfarben 3000 K und 4000 K; CRI ≥ 80; min. 90 % des Lichtstromes nach 50 000 h Lebensdauer; Schutzart IP54; SK II; photobiologische Sicherheit gemäß IEC 62471 Risikogruppe 0; DALI-2 Steuerung; IP67-Buchsen-Steckersystem für dichten elektrischen Anschluss

BASO 60 IP54

surface

Order options

IP RATING

IP 54

COLOUR TEMPERATURE

3000 K	5
4000 K	6

CONTROL

DALI-2

MATERIAL COLOUR

white	7
dark grey	D

(7) (D)

LIGHT OPTIC COVER

opal high performance

Options on request

COLOUR RENDERING INDEX

CRI ≥ 90
CRI ≥ 98 XPECTRUM

MOUNTING

concrete installation housing



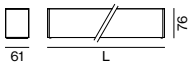

BASO 60 surface

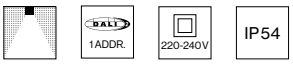

IP 54 LUMINAIRE

SYS. POWER	COLOUR TEMP.	LUM. FLUX	L (mm)	ORDER CODE
11 W	3000 K	1320 lm	609	8 4 5 - 4 1 2 2 :: 3 ◪ H
	4000 K	1400 lm		
22 W	3000 K	2640 lm	1209	8 4 5 - 4 1 2 4 :: 3 ◪ H
	4000 K	2790 lm		
30 W	3000 K	3530 lm	1609	8 4 5 - 4 1 2 5 :: 3 ◪ H
	4000 K	3720 lm		
45 W	3000 K	5290 lm	2409	8 4 5 - 4 1 2 8 :: 3 ◪ H
	4000 K	5590 lm		

LIGHT DISTRIBUTION

opal high performance

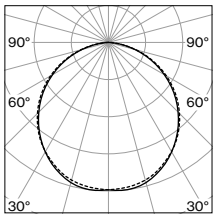

direct

back



Description

EN Luminaire housing from extruded aluminium profile, angular design; light-tight end caps in aluminium, no visible screws; for continuous lighting systems; surface powder coated in dark grey or white; suitable for wall or ceiling mounting; luminaire profile can be pre-mounted; remaining luminaire components mounted without tools; closed light insert made of PMMA, consisting of converter unit and circuit board unit; light inset with screwed-on, thus maintenance-friendly, transparent end cap in PMMA; end caps made of transparent PMMA and tightly screwed to the light insert; HPO (High Performance Opal) cover for uniform illumination; energy-efficient LEDs with very good colour rendering; binning initial ≤ 3 MacAdam; available in the light colours 3000 K and 4000 K; CRI ≥ 80; min. 90 % of the luminous flux after 50 000 hours; degree of protection IP54; PC II; photobiological safety according to IEC 62471 risk group 0; DALI-2 control; IP67 socket connector system for easy and sealed electrical connection

DE Leuchtenkörper aus Aluminiumstrangpressprofil, kantige Ausführung; lichtdicht abschließende Enddeckel aus Aluminium, keine sichtbaren Schrauben; für durchgehende Lichtsysteme; Oberfläche dunkelgrau oder weiß pulverbeschichtet; geeignet für Wand- oder Deckenmontage; Leuchtenprofil vorab montierbar; restliche Leuchtenkomponenten werkzeuglos montierbar; geschlossener Lichteinsatz aus PMMA, bestehend aus Konvertereinheit und Platineneinheit; Lichteinsatz mit verschraubtem, dadurch wartungsfreundlichen, transparenten PMMA Enddeckel; Enddeckel aus transparentem PMMA dicht mit Lichteinsatz verschraubt; HPO (High Performance Opal) Abdeckung für homogene Ausleuchtung; energieeffiziente LEDs mit sehr guter Farbwiedergabe; Binning initial ≤3 MacAdam; lieferbar in den Lichtfarben 3000 K und 4000 K; CRI ≥ 80; min. 90 % des Lichtstromes nach 50 000 h Lebensdauer; Schutzart IP54; SK II; photobiologische Sicherheit gemäß IEC 62471 Risikogruppe 0; DALI-2 Steuerung; IP67-Buchsen-Steckersystem für dichten elektrischen Anschluss

BASO 60 IP54 system
surface

Quickinfo

3000 K, 4000 K
CRI ≥ 80
L90 @ 50 000 h
up to 2340 lm/m
DALI-2
opal cover
IP54

Types

surface

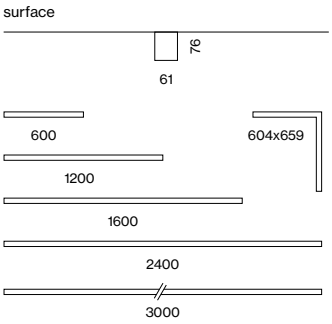

Colours



Light distribution


direct

Order options

COLOUR TEMPERATURE

3000 K	5
4000 K	6

CONTROL

DALI-2

MATERIAL COLOUR

white	7
dark grey	D

(7) (D)

LIGHT OPTIC COVER

opal high performance

Options on request

COLOUR RENDERING INDEX

CRI ≥ 90

MOUNTING

concrete installation housing



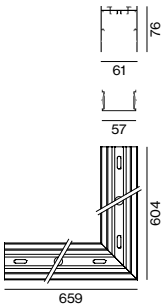

BASO 60 IP54 surface

INSTALLATION CHANNEL / CORNER 90° / BLIND COVER

TYPE	L (mm)	ORDER CODE
channel	600	845-400201
channel	1200	845-400401
channel	1600	845-400501
channel	2400	845-400801
channel	3000	845-400901
corner connector 90°	604x659	845-401121
blind cover	600	006-330601 B
blind cover	1200	006-331201 B
blind cover	1600	006-331601 B
blind cover	2400	006-332401 B
blind cover	3000	006-333001 B

order installation channel, light inset + mounting accessories separately



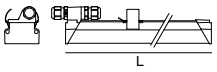

LIGHT INSET 60 IP54

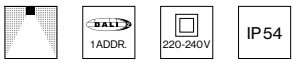

SYSTEM POWER	L (mm)	ORDER CODE
12 W start/run	599	845-4042 :: 30H
24 W start/run	1198	845-4044 :: 30H
32 W start/run	1597	845-4045 :: 30H
47 W start/run	2396	845-4048 :: 30H
12 W end	599	845-4052 :: 30H
24 W end	1198	845-4054 :: 30H
32 W end	1597	845-4055 :: 30H
47 W end	2396	845-4058 :: 30H

COVER	COLOUR TEMP.	SYSTEM POWER	DELIVERED LUMENS	EFFICACY
opal high performance	3000 K	19 W/m	2210 lm/m	116 lm/W
	4000 K	19 W/m	2340 lm/m	124 lm/W

LIGHT DISTRIBUTION

opal high performance

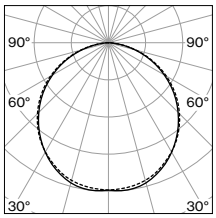

direct

Accessories

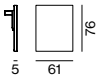

END CAPS

TYPE	ORDER CODE
end caps (pair)	845-401001

LINEAR CONNECTOR

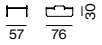

TYPE	ORDER CODE
linear connector (1 piece)	045-4011110
linear connector (10 pieces)	045-4011110.10

POWER FEEDER / EXTENSION CABLE / CONNECTOR

TYPE	L (mm)	ORDER CODE
power feeder 2×1.5 + 2×0.75 mm²	2000	845-4013240
power feeder 2×1.5 + 2×0.75 mm²	4000	845-4013440
extension cable 2×1.5 + 2×0.75 mm²	1200	845-4014140
mini connector 4-pole	-	845-4013040

Guides your path



STREAMCUT

EN The STREAMCUT series is a versatile product family for path and orientation lighting in outdoor areas. Innovative technology and a wide range of functions are concealed behind their striking appearance. The luminaire head with integrated cooling fins can be pivoted ± 90° and can be fixed in 30° increments. High-quality lens optic allows asymmetrical light distribution. The STREAMCUT housing has a high resistance (IK 07 / IK 09) as well as increased dust and moisture protection (IP 65). This makes the series ideally suited for demanding environmental conditions. The outdoor luminaire is available as bollard, wall-mounted, floor-mounted or recessed version. The flexibility, robustness, and excellent colour rendering of CRI ≥ 80, is fantastic for both private and public applications.

DE Die STREAMCUT-Serie ist eine vielseitige Produktfamilie für Weg- und Orientierungsbeleuchtung im Outdoor-Bereich. Hinter ihrer markanten Optik verbergen sich innovative Technologie und vielfältige Funktionen. Der Leuchtenkopf mit integrierten Kühlrippen ist ± 90° schwenkbar und lässt sich in 30°-Schritten fixieren. Eine hochwertige Linsenoptik erlaubt eine asymmetrische Lichtverteilung. Das STREAMCUT Gehäuse verfügt über eine hohe Widerstandfähigkeit (IK 07 / IK 09) sowie einen erhöhten Staub- und Feuchtigkeitsschutz (IP 65). Dadurch ist die Serie perfekt für anspruchsvolle Umgebungsbedingungen geeignet. Die Außenleuchte ist als Poller, oder als Wandanbau-, Bodenanbau- bzw. Einbauleuchte verfügbar. Sowohl in privaten als auch in öffentlichen Anwendungsbereichen überzeugt sie durch Flexibilität, Robustheit und gute Farbwiedergabe von CRI ≥ 80.

Mountings

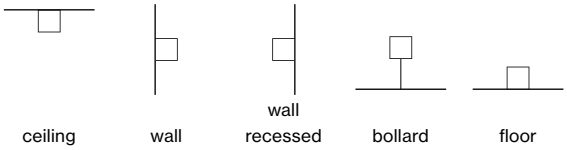

Light distribution

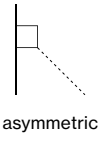

back



Quickinfo

3000 K
CRI ≥ 80
L95 @ 50 000 h
up to 2500 lm
non DIM
IK 07, IP 65

Type

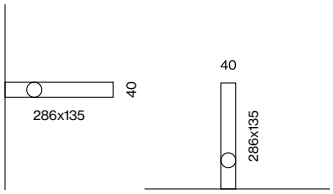

Colour

Light distributions

asym-metric sym-metric

Description

EN Floor or wall mounted light in aluminium with simple, minimalist design; luminaire head with integrated cooling fins; ± 90° tiltable, lockable every 30°; anodised surface and dark grey powder coated; optional mounting screwed on or with ground spike (available as an accessory); partially printed safety glass, fixed with stainless steel screws; incl. high quality lens system symmetrical or asymmetrical light distribution; energy-efficient LEDs with very good colour rendering; binning initial ≤ 3 MacAdam; available in the light colour 3000 K; CRI ≥ 80; min. 95 % of the luminous flux after 50 000 hours; degree of protection IP 65, with pressure compensation valve; PC I; shock resistance IK 07; ambient temperatures from -20°C to +50°C; separate luminaire wiring compartment, suitable for through wiring

DE Boden- bzw. Wandanbauleuchte aus Aluminium in schlichtem, reduziertem Design; Leuchtenkopf mit integrierten Kühlrippen; ± 90° schwenkbar und alle 30° fixierbar; Oberfläche schutzeloxiert und dunkelgrau pulverbeschichtet; Montage wahlweise aufgeschraubt oder mit Erdspieß (als Zubehör erhältlich); teilbedrucktes Sicherheitsglas, fixiert mit Edelstahlschrauben; inkl. hochwertiger Linsenoptik symmetrischer oder asymmetrischer Lichtverteilung; energieeffiziente LEDs mit sehr guter Farbwiedergabe; Binning initial ≤ 3 MacAdam; lieferbar in der Lichtfarbe 3000 K; CRI ≥ 80; min. 95 % des Lichtstromes nach 50 000 h Lebensdauer; Schutzart IP 65, mit Druckausgleichsventil; SK I; Schlagfestigkeit IK 07; Umgebungstemperaturen von -20°C bis +50°C; separater Leuchtenanschlussraum, geeignet für Durchgangsverkabelung

STREAMCUT
surface

Order options





IP RATING
IP 65

COLOUR TEMPERATURE
3000 K

CONTROL
non DIM

MATERIAL COLOUR
dark grey



LIGHT OPTIC COVER

asymmetric	A
symmetric flood 50°	F

Options on request

COLOR RENDERING INDEX
CRI ≥ 90 (35 W)

STREAMCUT surface



35 W version
available from Q3 / 2021

IP 65 ASYMMETRIC / FLOOD

SYSTEM POWER	COLOUR TEMP.	LUMINOUS FLUX	ORDER CODE
14 W	3000 K	1230 lm	088-282151D
35 W	3000 K	2500 lm	088-285151DA

luminous flux flood 50°

Accessory



EARTH SPIKE

TYPE	ORDER CODE
earth spike	088-2892110

Illumination example

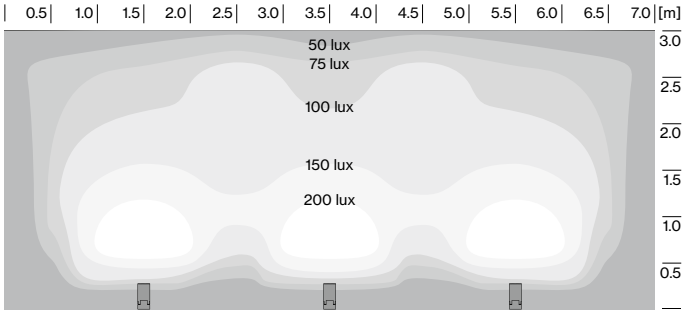

STREAMCUT surface (14 W) with symmetric flood optics (3 luminaires)
Zonal lighting: distance to wall: 1.5 m / distance between luminaires: 2.0 m, 30° tilt

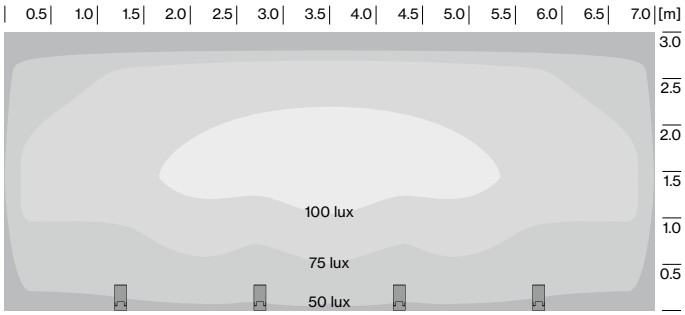

STREAMCUT surface (14 W) with asymmetric optics (4 luminaires)
Areal lighting: distance to wall: 1.5 m / distance between luminaires: 1.5 m, 30° tilt

back



Quickinfo

3000 K
CRI ≥ 80
L80 @ 50 000 h
up to 293 lm
non DIM
IK 08, IP 65

Type

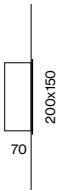

Colours

Light distribution

asym-
metric

Description

EN Recessed wall luminaire in aluminium in a simple, minimalist design; surface anodised and powder coated in dark grey or black; partially printed safety glass, fixed with stainless steel screws; reflector in matt anodised aluminium with asymmetric radiation characteristic; energy-efficient LEDs with very good colour rendering; binning initial ≤ 3 MacAdam; available in the light colour 3000 K; CRI ≥ 80; min. 80 % of the luminous flux after 50 000 hours; degree of protection IP 65, with pressure compensation valve; PC I; shock resistance IK 08; ambient temperatures from -20°C to +50°C; separate luminaire wiring compartment, suitable for through wiring

DE Wandeinbauleuchte aus Aluminium in schlichtem, reduziertem Design; Oberfläche schutzeloxiert und dunkelgrau oder schwarz pulverbeschichtet; teilbedrucktes Sicherheitsglas, fixiert mit Edelstahlschrauben; Reflektor aus matt eloxiertem Reinaluminium mit asymmetrischer Abstrahlcharakteristik; energieeffiziente LEDs mit sehr guter Farbwiedergabe; Binning initial ≤ 3 MacAdam; lieferbar in der Lichtfarbe 3000 K; CRI ≥ 80; min. 80 % des Lichtstromes nach 50 000 h Lebensdauer; Schutzart IP 65, mit Druckausgleichsventil; SK I; Schlagfestigkeit IK 08; Umgebungstemperaturen von -20°C bis +50°C; separater Leuchtenanschlussraum, geeignet für Durchgangsverkabelung

STREAMCUT

wall recessed

Order options

IP RATING
IP 65

COLOUR TEMPERATURE
3000 K

CONTROL
non DIM

MATERIAL COLOUR

dark grey	D
black	8

D 8



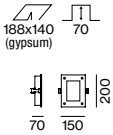

STREAMCUT wall

220-240V IP 65 IK 08

IP 65 ASYMMETRIC

SYSTEM POWER	COLOUR TEMP.	LUMINOUS FLUX	ORDER CODE
8.4 W	3000 K	293 lm	088-283151

Illumination example

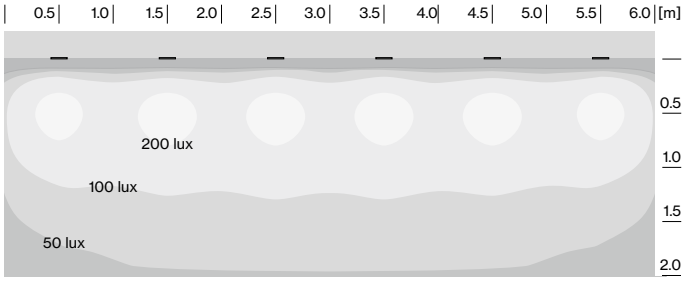

STREAMCUT wall (8.4 W, 6 luminaires)
wall mounting height from bottom: 0.8 m / distance between luminaires: 1.0 m

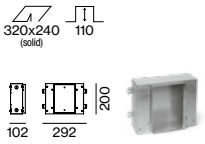

Accessory

MOUNTING HOUSING FOR CONCRETE AND SOLID WALLS

TYPE	L·W·H (mm)	ORDER CODE
concrete / solid walls	290·100·200	088-289111 0

back

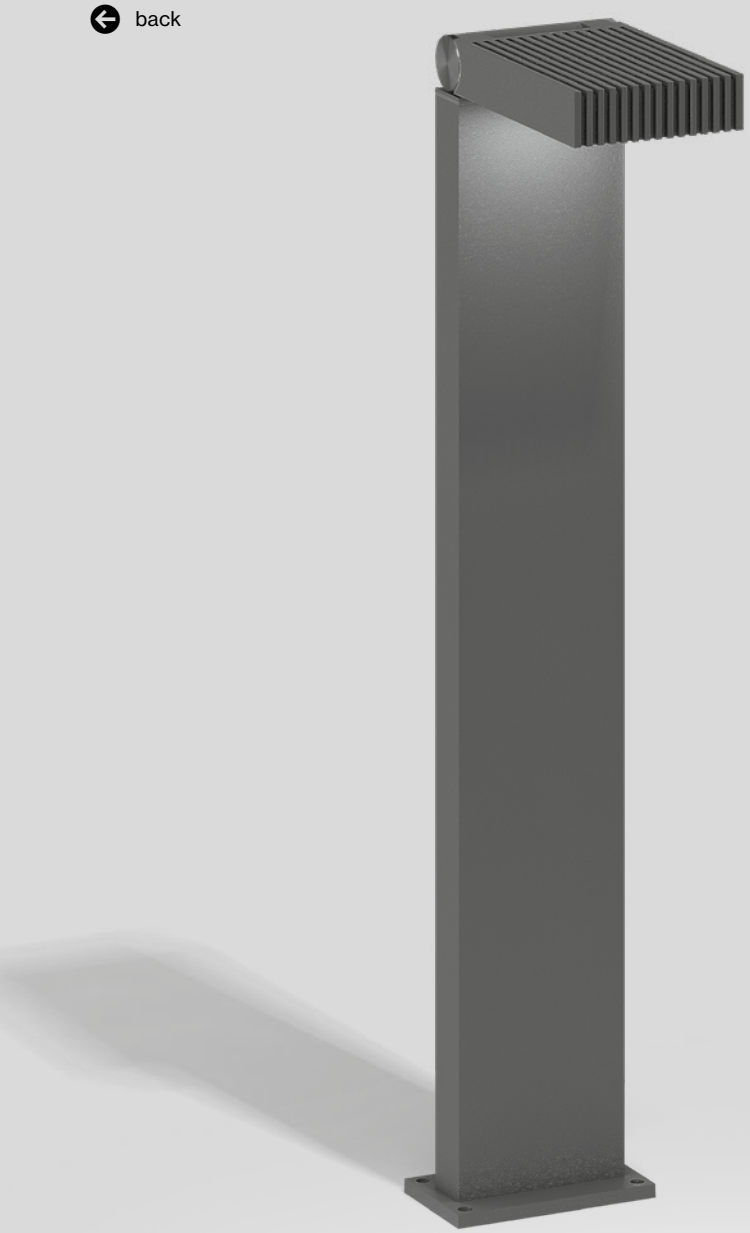

Quickinfo

3000 K
CRI ≥ 80
L95 @ 50 000 h
up to 2500 lm
non DIM
IK 07, IP 65

Type

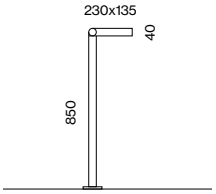

Colour

Light distribution

asym-
metric

Description

EN Bollard luminaire in aluminium in a simple, minimalist design; luminaire head with integrated cooling fins; ± 90° tiltable, lockable every 30°; anodised surface and dark grey powder coated; optional mounting on screw-on base or with anchorage unit (available as an accessory); partially printed safety glass, fixed with stainless steel screws; high quality lens system asymmetrical light distribution; energy-efficient LEDs with very good colour rendering; binning initial ≤ 3 MacAdam; available in the light colour 3000 K; CRI ≥ 80; min. 95 % of the luminous flux after 50 000 hours; degree of protection IP 65, with pressure compensation valve and optional surge protection typ 2 with nominal discharge current 3 kA; PC I; shock resistance IK 07; ambient temperatures from -20°C to +50°C; separate luminaire wiring compartment, suitable for through wiring

DE Pollerleuchte aus Aluminium in schlichtem, reduziertem Design; Leuchtenkopf mit integrierten Kühlrippen; ± 90° schwenkbar und alle 30° fixierbar; Oberfläche schutzeloxiert und dunkelgrau pulverbeschichtet; Montage wahlweise auf Sockel aufgeschraubt oder mit Betonanker (als Zubehör erhältlich); teilbedrucktes Sicherheitsglas, fixiert mit Edelstahlschrauben; hochwertige Linsenoptik mit asymmetrischer Lichtverteilung; energieeffiziente LEDs mit sehr guter Farbwiedergabe; Binning initial ≤ 3 MacAdam; lieferbar in der Lichtfarbe 3000 K; CRI ≥ 80; min. 95 % des Lichtstromes nach 50 000 h Lebensdauer; Schutzart IP 65, mit Druckausgleichsventil und optional Überspannungsschutz Typ 2 mit Nennableitstrom 3 kA; SK I; Schlagfestigkeit IK 07; Umgebungstemperaturen von -20°C bis +50°C; separater Leuchtenanschlussraum, geeignet für Durchgangsverkabelung

STREAMCUT

bollard

DESIGN AWARD 2015

Order options

IP RATING
IP 65

SURGE PROTECTION

yes	2
no	1

COLOUR TEMPERATURE
3000 K

CONTROL
non DIM

MATERIAL COLOUR
dark grey

Options on request

COLOR RENDERING INDEX
CRI ≥ 90 (35 W)



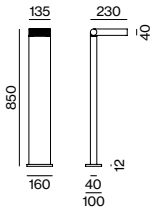

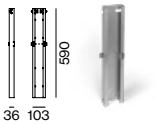

STREAMCUT bollard



35 W version
available from Q3 / 2021

IP 65 ASYMMETRIC

SYSTEM POWER	COLOUR TEMP.	LUMINOUS FLUX	ORDER CODE
14 W	3000 K	1120 lm	088-281S51DA
35 W	3000 K	2500 lm	088-284S51DA

Illumination example

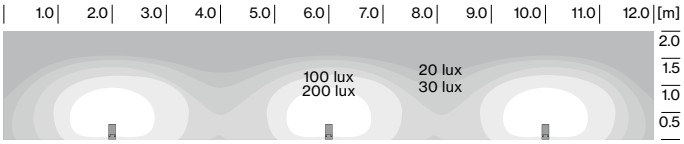

STREAMCUT bollard (14 W, 3 luminaires)
Distance between luminaires: 4.30 m

Accessory

ANCHORAGE UNIT

TYPE	L·W·H (mm)	ORDER CODE
anchorage unit	84·32·590	088-289311 0

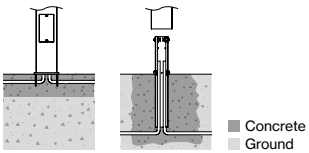

standard mounting

mounting with anchorage unit

Discreet wall light



DOC

EN DOC is a robust luminaire for outdoor use. Its high-quality opal diffuser ensures homogeneous light distribution and makes DOC ideal for orientation lighting. The rugged housing (IK 09) is also suitable for protected outdoor areas and extreme weather. DOC can be mounted both on the wall and on the ceiling. A white, black, or dark grey decorative panel is available for both sizes. DOC is both a source of light close to the building and a decorative design element on the outer facade.

DE DOC ist eine robuste Leuchte für den Außenbereich. Ihre hochwertige Opal-Abdeckung sorgt für eine homogene Lichtverteilung und macht DOC bestens geeignet für Orientierungsbeleuchtung. Das widerstandsfähige Gehäuse (IK 09) ist auch für den geschützten Außenbereich und extreme Witterungen geeignet. DOC kann sowohl an der Wand als auch an der Decke montiert werden. Für beide Größen steht wahlweise eine weiße, schwarze oder dunkelgraue Dekorscheibe zur Verfügung: So ist DOC nicht nur eine Quelle für gebäudenahes Licht, sondern auch ein dekoratives Designelement an der Außenfassade.

Types



180 360

Mountings



wall ceiling

Light distribution

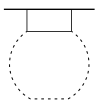

opal

back



Quickinfo

3000 K
CRI ≥ 80
L90 @ 50 000 h
ø 180 up to 1340 lm
ø 360 up to 2890 lm
non DIM
opal cover
IK 09, IP 54

Types

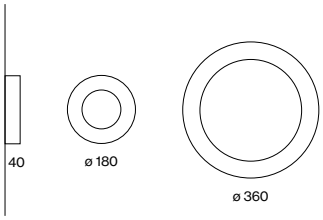

Colours



Light distribution



Description

EN Round surface mounted luminaire, housing in die-cast aluminium; central decorative disc made of galvanized sheet steel attached by magnet; surface dark grey, white or black powder coated; opal cover for completely homogeneous illumination; with increased transmission and diffusion; energy-efficient LEDs with very good colour rendering; binning initial ≤ 3 MacAdam; available in the light colour 3000 K; CRI ≥ 80; min. 90 % of the luminous flux after 50 000 hours; degree of protection IP 54, with pressure compensation valve; PC I; shock resistance IK 09; ambient temperatures from -20°C to +50°C; ø 180 mm: suitable for through wiring

DE Runde Anbauleuchte, Leuchtenkörper aus Aluminiumdruckguss; zentrale Dekorscheibe aus verzinktem Stahlblech mittels Magnet befestigt; Oberfläche dunkelgrau, weiß oder schwarz pulverbeschichtet; opale Abdeckung für absolut homogene Ausleuchtung; mit erhöhter Transmission und Diffusion; energieeffiziente LEDs mit sehr guter Farbwiedergabe; Binning initial ≤ 3 MacAdam; lieferbar in der Lichtfarbe 3000 K; CRI ≥ 80; min. 90 % des Lichtstromes nach 50 000 h Lebensdauer; Schutzart IP 54, mit Druckausgleichsventil; SK I; Schlagfestigkeit IK 09; Umgebungstemperaturen von -20°C bis +50°C; ø 180 mm: geeignet für Durchgangsverkabelung

DOC
surface

product design award 2014

Order options

IP RATING
IP 54

COLOUR TEMPERATURE
3000 K

CONTROL
non DIM

MATERIAL COLOUR

white	7
dark grey	D
black	8

7 D 8

LIGHT OPTIC COVER
opal





DOC 180 surface

220-240V | IP 54 | IK 09

IP 54 LUMINAIRE

SYSTEM POWER	LUMINOUS FLUX	ORDER CODE
13 W	1340 lm	088-271051



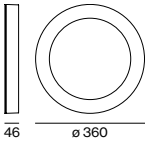

DOC 360 surface

220-240V | IP 54 | IK 09

IP 54 LUMINAIRE

SYSTEM POWER	LUMINOUS FLUX	ORDER CODE
28 W	2890 lm	088-272051

LIGHT DISTRIBUTION
opal

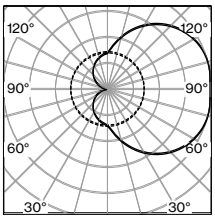

direct

Showcase Lighting





Showcase Lighting

NANO
recessed



turn
➔ 574



line
➔ 576



just
➔ 578

➔ 574

INEO
surface



➔ 582

PICO
standing



➔ 584

PICO SUPPORT
standing



round
➔ 586



square
➔ 586

MICRO
recessed



➔ 588

JUST
semi-recessed
surface



semi-recessed
➔ 590



surface
➔ 590

Down to the smallest detail



Showcase Lighting

EN Optimal presentation of goods and exhibits deliberately directs the attention of the viewer and highlights the distinctive features of the object. Light is one of the most important influencing factors. NANO and the related product families INEO, PICO, PICO SUPPORT MICRO and JUST were developed for glare-free use on shelves and in display cases. They make the desirable and admirable qualities of the exhibit visible, show it in its richness of detail and draw attention to it. The variety of requirements demands a wide range of instruments and the relevance of the task requires the best lighting technology.

DE Eine optimale Präsentation von Waren und Ausstellungsstücken lenkt bewusst die Aufmerksamkeit des Betrachters und hebt das Besondere am jeweiligen Exponat hervor. Licht ist dabei einer der wichtigsten Einflussfaktoren. NANO und die verwandten Produktfamilien INEO, PICO, PICO SUPPORT, MICRO und JUST wurden für den blendfreien Einsatz im Regal und der Vitrine entwickelt und sollen genau das leisten: Das Begehrens- und Bewundernswerte des Exponats sichtbar zu machen, es in seinem Detailreichtum zu zeigen, die Aufmerksamkeit darauf zu lenken. Die Vielfalt der Anforderungen erfordert dabei eine breite Auswahl an Instrumenten und die Relevanz der Aufgabe erfordert den Einsatz der besten Lichttechnologie.

Types

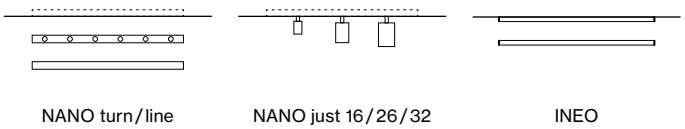

NANO turn/line | NANO just 16/26/32 | INEO

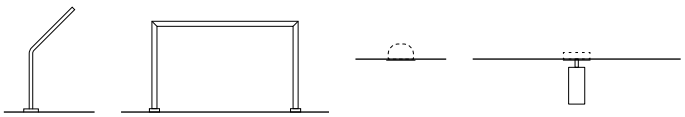

PICO | PICO SUPPORT | MICRO | JUST 32

Mountings

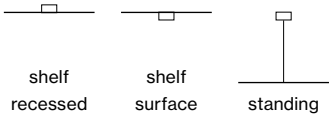

shelf recessed | shelf surface | standing

Light distributions



spot | medium | flood | wide flood | opal

back

NANO channels

Channel 90





EN Mounting channel for NANO modules for recessed or surface mounting; also as higher variant (90+); variant with straight; for use with a beam angle of 90° onto the lower shelf; mounting tape available

DE Montagekanal für NANO Module zum Ein- oder Aufbau; zusätzlich in höherer Ausführung (90+); Ausführung mit geradem Schnitt; für Anwendungen mit Ausstrahlrichtung von 90° auf das untere Fach; Montageklebeband erhältlich

Illuminance example

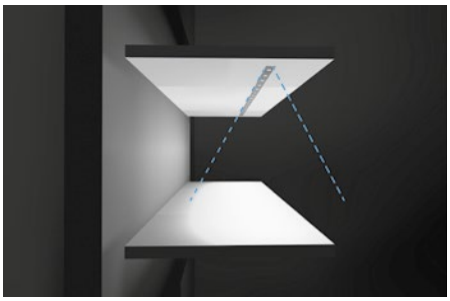

GENERAL

NANO turn 3×(6×1.2 W)
3000 K CRI ≥ 95 (R9 ≥ 90)
anodised aluminium
medium 30°

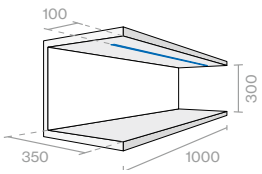

reflection factors 0.2/0.5/0.7 | maintenance factor 0.8

RESULT

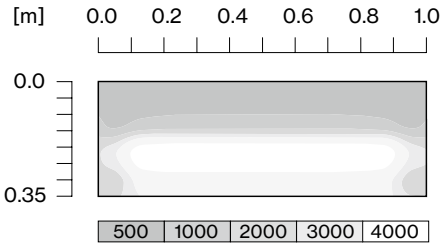

Channel 60





EN Mounting channel for NANO modules for recessed or surface mounting; with straight cut; for use with a beam angle of 60° onto the lower shelf; optimum illumination of shelf niches with equal shelf height and depth; mounting tape available

DE Montagekanal für NANO Module zum Ein- oder Aufbau; mit geradem Schnitt; für Anwendungen mit Ausstrahlrichtung von 60° auf das untere Fach; optimale Ausleuchtung von Fachnischen mit gleicher Fachhöhe und -tiefe; Montageklebeband erhältlich

Illuminance example



GENERAL

NANO turn 3×(6×1.2 W)
3000 K CRI ≥ 95 (R9 ≥ 90)
anodised aluminium
medium 30°

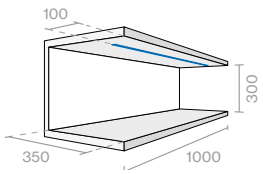

reflection factors 0.2/0.5/0.7 | maintenance factor 0.8

RESULT

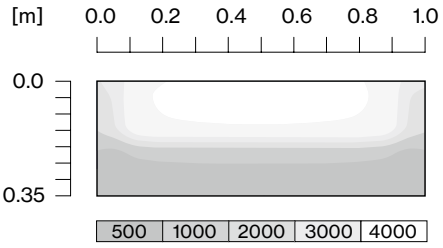

Channel 45





EN Mounting channel for NANO modules for recessed or surface mounting; for use with a beam angle of 45° onto the lower shelf; optimum illumination of shelf niches with low height; shelf height to depth ratio of 1:2

DE Montagekanal für NANO Module zum Ein- oder Aufbau; für Anwendungen mit Ausstrahlrichtung von 45° auf das untere Fach; optimale Ausleuchtung von Fachnischen mit geringer Höhe; Verhältnis Fachhöhe zu -tiefe 1:2

Illuminance example

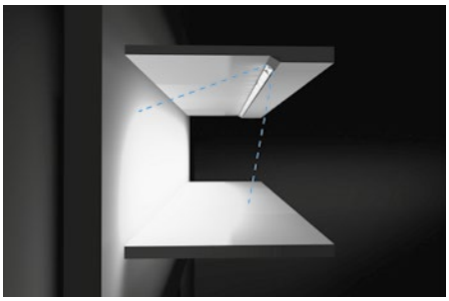

GENERAL

NANO turn 3×(6×1.2 W)
3000 K CRI ≥ 95 (R9 ≥ 90)
anodised aluminium
medium 30°

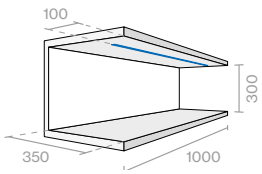

reflection factors 0.2/0.5/0.7 | maintenance factor 0.8

RESULT

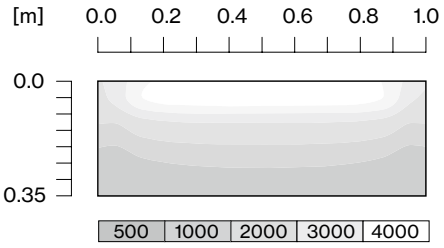

Order options

TYPE

straight cut



MATERIAL COLOUR

anodised aluminium	6
anodised black	8

6 8

Mounting channels

NANO CHANNEL 90

L (mm)	ORDER CODE
300	007-190104
600	007-190106
900	007-190107
1200	007-190108
3000	007-190109
custom cut (straight cut)	E84500 · · · ·
end caps (pair)	007-190301



NANO CHANNEL 90+

L (mm)	ORDER CODE
300	007-190164
600	007-190166
900	007-190167
1200	007-190168
3000	007-190169
custom cut	E84510 · · · ·
end caps (pair)	007-191361

space for up to 3 pieces of power cable

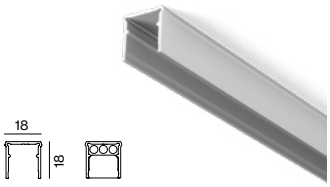

NANO CHANNEL 60

L (mm)	ORDER CODE
300	007-190114
600	007-190116
900	007-190117
1200	007-190118
3000	007-190119
custom cut	E84520 · · · ·
end caps (pair)	007-190311



NANO CHANNEL 45

L (mm)	ORDER CODE
300	007-190124
600	007-190126
900	007-190127
1200	007-190128
3000	007-190129
custom cut	E84530 · · · ·
end caps (pair)	007-190321



ACCESSORIES

TYPE	ORDER CODE
blind cover 150 mm	007-190281
blind cover 300 mm	007-190284
blind cover 600 mm	007-190286
tape L 3000 mm / W 18 mm	007-1919190



back



Quickinfo

3000 K, 4000 K
CRI ≥ 95 (R9 ≥ 90)
L90 @ 50 000 h
up to 1130 lm/m
non DIM, DALI-2

Types

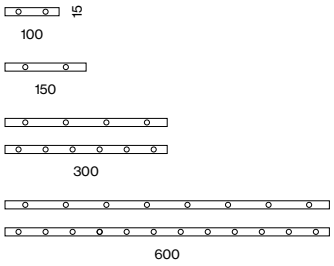

Colours



Light distributions



Description

EN Midget luminaire profile made of extruded aluminium; surface black or natural anodised; ±15° tiltable; plug and play electrical connector system for toolless mounting; flexible connectors for mechanical and electrical connection available; available in 4 beam angles; passively cooled high-power LED system; available in the light colours 3000 K and 4000 K; min. 90 % of the luminous flux after 50 000 hours; colour rendering CRI ≥ 95 (R9 ≥ 90); variant with 50 or 75 mm light point spacing; 700 mA converter plug and play; converter separately available; degree of protection IP 20; PC II (power supply) or PC III (light insets); optionally non-dimmable or DALI-2 control

DE Miniatur-Leuchtenprofil aus stranggepressten Aluminium; Oberfläche schwarz oder natureloxiert; ±15° schwenkbar; durchkontaktiertes elektrisches Stecksystem für werkzeuglose Montage; Flexverbinder für mechanische und elektrische Verbindung verfügbar; verfügbar in 4 verschiedenen Ausstrahlwinkeln; passiv gekühltes High-Power-LED System; lieferbar in den Lichtfarben 3000 K und 4000 K; min. 90 % des Lichtstromes nach 50 000 h Lebensdauer; Farbwiedergabe CRI ≥ 95, R9 ≥ 90; Variante mit 50 bzw. 75 mm Lichtpunktabstand; 700 mA Konverter steckerfertig vorkonfektioniert; Konverter ist separat zu bestellen; Schutzart IP 20; SK II (Netzversorgung) bzw. SK III (Lichteinsätze); wahlweise nicht dimmbar oder DALI-2 Steuerung

NANO turn

recessed

Order options

COLOUR TEMPERATURE

3000 K	CRI ≥ 95	90 lm*	5
4000 K	CRI ≥ 95	100 lm*	6

*per LED | CRI ≥ 95 (R9 ≥ 90) | 350 mA | 60 °C

MATERIAL COLOUR

anodised aluminium	6
anodised black	8

6 8

BEAM ANGLE

spot 20°	S
medium 30°	M
flood 40°	F
wide flood 65°	W



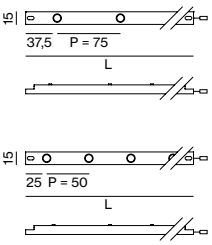

P = LED pitch

NANO turn

15° 15° 700mA CB

SYSTEM POWER / VOLTAGE	NO. OF LEDS	L | P (mm)	ORDER CODE
2×1.2 W / 3 V	2	100 | 50	007-4010 :: 1 ◪ ▲
2×1.2 W / 3 V	2	150 | 75	007-4001 :: 1 ◪ ▲
4×1.2 W / 6 V	4	300 | 75	007-4003 :: 1 ◪ ▲
6×1.2 W / 9 V	6	300 | 50	007-4013 :: 1 ◪ ▲
8×1.2 W / 12 V	8	600 | 75	007-4006 :: 1 ◪ ▲
12×1.2 W / 18 V	12	600 | 50	007-4016 :: 1 ◪ ▲

ILLUMINANCE EXAMPLE (E_{max} in lux)

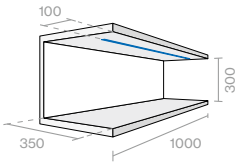

BEAM ANGLE	COLOUR TEMP.	HEIGHT 0.3 m 3×(4×1.2 W) P=75 mm	HEIGHT 0.3 m 3×(6×1.2 W) P=50 mm
20°	3000 K	5335	8025
30°	3000 K	4765	7142
40°	3000 K	3936	5902
65°	3000 K	3030	4534

reflection factors 0.2/0.5/0.7 | maintenance factor 0.8

LIGHT DISTRIBUTION

spot 20°

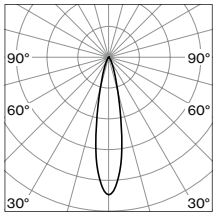

medium 30°

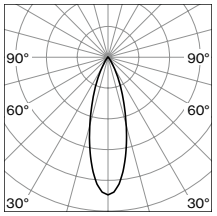

flood 40°

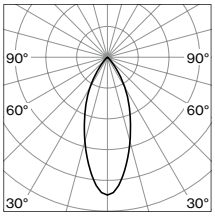

wide flood 65°

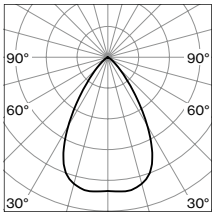

Order options

LENGTH

175 mm	0
1000 mm	2
2000 mm	4
4000 mm	6

Electrical accessories

CONVERTER supply 220-240 V AC, 700 mA, 50-60 Hz, ⧈ PC II
incl. power cable 2 m + connection cable with plug 1 m

TYPE		LEDS	CABLE (m)	L·W·H (mm)	ORDER CODE
8 W / 2,5–12 V	non DIM	2–6	max. 18	64·34·21	007-1953110
10 W / 7–14 V	non DIM	6–8	max. 5	95·53·25	007-1953210
20 W / 2–28 V	non DIM	2–16	max. 10	111·52·22	007-1953310
45 W / 20–54 V	non DIM	14–32	max. 11	215·70·31	007-1953510
20 W / 2–28 V	DALI-2	2–16	max. 10	111·52·22	007-1953330
38 W / 10–54 V	DALI-2	8–32	max. 11	147·44·30	007-1953530

SPLITTER SERIAL, AWG22

TYPE	INPUT / OUTPUT	L·W·H (mm)	ORDER CODE
splitter 700 mA + cable 500 mm	1× socket / 9× plug	85·50·10	007-1959310
adapter cable 100 mm	1× socket / 1× plug	-	007-1963210

EXTENSION CABLE

TYPE	INPUT / OUTPUT	L (mm)	ORDER CODE
extension cable	1× socket / 1× plug	-	007-1961 L 10
extension cable	2× plug	75	007-1962110
extension cable	2× plug	100	007-1962210
extension cable	2× plug	125	007-1962310

Other accessories

TYPE	ORDER CODE
mounting connector: ± 90° tiltable, ± 45° rotatable	007-400000 ◪
end feeder (pair): ± 90° tiltable	007-400010 ◪

back



Quickinfo

3000 K, 4000 K
CRI ≥ 95 (R9 ≥ 90)
L90 @ 50 000 h
up to 2250 lm/m
non DIM, DALI-2

Types

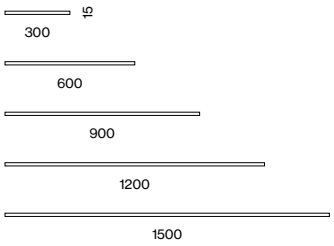

Light distribution

opal

Description

EN Midget luminaire profile made of extruded aluminium; uniformly illuminated satined PMMA cover; plug and play electrical connector system for toolless mounting; passively cooled LED system; available in the light colours 3000 K and 4000 K; min. 90 % of the luminous flux after 50 000 hours; colour rendering CRI ≥ 95 (R9 ≥ 90); 700 mA converter plug and play; converter separately available; degree of protection IP 20; PC II (power supply) or PC III (light insets); optionally non-dimmable or DALI-2 control

DE Miniatur-Leuchtenprofil aus stranggepressten Aluminium; homogen ausgeleuchtete Abdeckung aus satiniertem PMMA; durchkontaktiertes elektrisches Stecksystem für werkzeuglose Montage; passiv gekühltes LED System; lieferbar in den Lichtfarben 3000 K und 4000 K; min. 90 % des Lichtstromes nach 50 000 h Lebensdauer; Farbwiedergabe CRI ≥ 95, R9 ≥ 90; 700 mA Konverter steckerfertig vorkonfektioniert; Konverter ist separat zu bestellen; Schutzart IP 20; SK II (Netzversorgung) bzw. SK III (Lichteinsätze); wahlweise nicht dimmbar oder DALI-2 Steuerung

NANO line
recessed

Order options

COLOUR TEMPERATURE

3000 K	CRI ≥ 95	2000 lm*	5
4000 K	CRI ≥ 95	2250 lm*	6

*per meter | CRI ≥ 95, R9 ≥ 90 | 700 mA | 74 °C

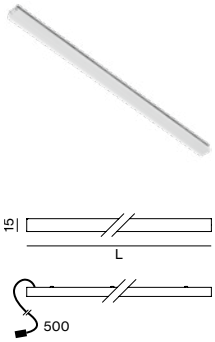

NANO line

700 mA

SYSTEM POWER / VOLTAGE	L (mm)	ORDER CODE
6.9 W / 10 V	300	007-4111 :: 16O
13.7 W / 19 V	600	007-4112 :: 16O
20.6 W / 29 V	900	007-4113 :: 16O
27.5 W / 38 V	1200	007-4114 :: 16O
34.3 W / 48 V	1500	007-4115 :: 16O

ILLUMINANCE EXAMPLE (E_{max} in lux)

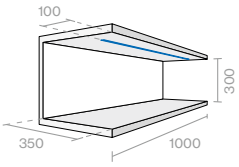

BEAM ANGLE	COLOUR TEMP.	HEIGHT 0.3 m 1×20.6 W
opal	3000 K	3139

reflection factors 0.2/0.5/0.7 | maintenance factor 0.8

LIGHT DISTRIBUTION

opal cover

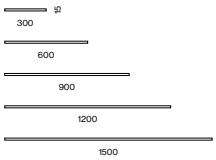

Electrical accessories

CONVERTER supply 220-240 V AC, 700 mA, 50-60 Hz, ⧈ PC II
incl. power cable 2 m + connection cable with plug 1 m

TYPE		LENGTH (mm)	CABLE (m)	L·W·H (mm)	ORDER CODE
8 W / 2,5–12 V	non DIM	300	max. 18	64·34·21	007-1953160
20 W / 2–28 V	non DIM	600	max. 18	111·52·22	007-1953360
30 W / 20–54 V	non DIM	900–1500	max. 10	215·70·31	007-1953460
20 W / 2–28 V	DALI-2	600	max. 18	111·52·22	007-1953380
38 W / 10–54 V	DALI-2	900–1500	max. 18	147·44·30	007-1953580

SPLITTER SERIAL, AWG22

TYPE	INPUT / OUTPUT	L·W·H (mm)	ORDER CODE
splitter 700 mA + cable 500 mm	1 × socket / 9 × plug	85·50·10	007-1959310

EXTENSION CABLE

TYPE	INPUT / OUTPUT	L (mm)	ORDER CODE
extension cable	1 × socket / 1 × plug	1000	007-1961260
extension cable	1 × socket / 1 × plug	2000	007-1961460
extension cable	1 × socket / 1 × plug	4000	007-1961660

back



Description

EN Midget luminaire profile made of extruded aluminium; surface black or natural anodised; spot 352° rotatable and 90° tiltable; plug and play electrical connector system for toolless mounting; available in 2 (JUST 26) or 3 (JUST 16 and JUST 32) beam angles; JUST 26 and 32: optical attachments available as accessories; passively cooled high-power LED system; available in the light colours 3000 K and 4000 K; min. 90 % of the luminous flux after 50 000 hours; colour rendering CRI ≥ 90 or CRI ≥ 95 (R9 ≥ 90); 75 mm light point spacing; 700 mA converter plug and play; converter separately available; degree of protection IP 20; PC II (power supply) or PC III (light insets); optionally non-dimmable or DALI-2 control

DE Miniatur-Leuchtenprofil aus stranggepressten Aluminium; Oberfläche schwarz oder natureloxiert; Strahler 352° dreh- und 90° schwenkbar; durchkontaktiertes elektrisches Stecksystem für werkzeuglose Montage; verfügbar in 2 (JUST 26) bzw. 3 (JUST 16 und JUST 32) verschiedenen Ausstrahlwinkeln; JUST 26 und 32: optische Aufsätze sind als Zubehör erhältlich; passiv gekühltes High-Power-LED System; lieferbar in den Lichtfarben 3000 K und 4000 K; min. 90 % des Lichtstromes nach 50 000 h Lebensdauer; Farbwiedergabe CRI ≥ 90 oder CRI ≥ 95 (R9 ≥ 90); 75 mm Lichtpunktabstand; 700 mA Konverter steckerfertig vorkonfektioniert; Konverter ist separat zu bestellen; Schutzart IP 20; SK II (Netzversorgung) bzw. SK III (Lichteinsätze); wahlweise nicht dimmbar oder DALI-2 Steuerung

NANO just 16/26/32
recessed

Quickinfo

3000 K, 4000 K
CRI ≥ 95 (R9 ≥ 90)
L90 @ 50 000 h
JUST 16 up to 97 lm per spot
JUST 26 up to 170 lm per spot
JUST 32 up to 325 lm per spot
non DIM, DALI-2

Types

JUST 16

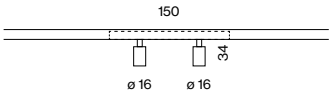

JUST 26

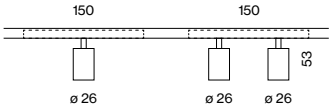

JUST 32

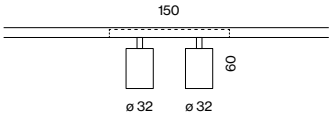

Colours



Light distributions



Order options

COLOUR TEMPERATURE

3000 K	CRI ≥ 95	90 lm*	5
4000 K	CRI ≥ 95	97 lm*	6

*per spot | CRI ≥ 95 (R9 ≥ 90) | 700 mA | 60 °C

MATERIAL COLOUR

anodised aluminium	6
anodised black	8

6 8

BEAM ANGLE

spot 20°	S
medium 30°	M
flood 40°	F



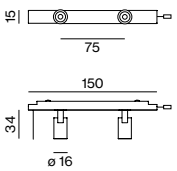

NANO just 16








SYSTEM POWER / VOLTAGE	NO. OF LEDS	L (mm)	ORDER CODE
2×1.2 W / 3 V	2	150	007-4022 :: 1 ◪ ▲

ILLUMINANCE EXAMPLE (E_{max} in lux)

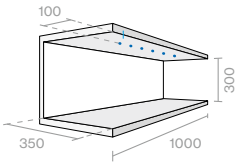

BEAM ANGLE	COLOUR TEMP.	HEIGHT 0.3 m 3×(2×1.2 W)
20°	3000 K	6467
30°	3000 K	5528
40°	3000 K	4445

reflection factors 0.2/0.5/0.7 | maintenance factor 0.8

LIGHT DISTRIBUTION

spot 20°

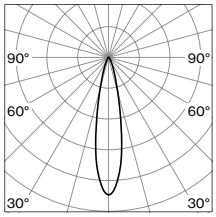

medium 30°

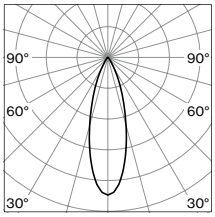

flood 40°

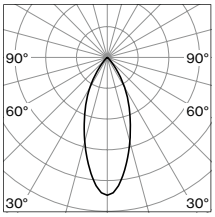

Order options

LENGTH L

175 mm	0
1000 mm	2
2000 mm	4
4000 mm	6

Electrical accessories

CONVERTER supply 220-240 V AC, 700 mA, 50-60 Hz, ▣ PC II
incl. power cable 2 m + connection cable with plug 1 m

TYPE		SPOTS	CABLE (m)	L·W·H (mm)	ORDER CODE
8 W / 2,5–12 V	non DIM	2–6	max. 18	64·34·21	007-1953110
10 W / 7–14 V	non DIM	6–8	max. 5	95·53·25	007-1953210
20 W / 2–28 V	non DIM	2–16	max. 10	111·52·22	007-1953310
45 W / 20–54 V	non DIM	14–32	max. 11	215·70·31	007-1953510
20 W / 2–28 V	DALI-2	2–16	max. 10	111·52·22	007-1953330
38 W / 10–54 V	DALI-2	8–32	max. 11	147·44·30	007-1953530

SPLITTER SERIAL, AWG22

TYPE	INPUT / OUTPUT	L·W·H (mm)	ORDER CODE
splitter 700 mA + cable 500 mm	1× socket / 9× plug	85·50·10	007-1959310
adapter cable 100 mm	1× socket / 1× plug	-	007-1963210

EXTENSION CABLE

TYPE	INPUT / OUTPUT	L (mm)	ORDER CODE
extension cable	1× socket / 1× plug	-	007-1961 L 10
extension cable	2× plug	75	007-1962110
extension cable	2× plug	100	007-1962210
extension cable	2× plug	125	007-1962310

Order options

COLOUR TEMPERATURE

3000 K	CRI ≥ 95	160 lm*	5
4000 K	CRI ≥ 95	170 lm*	6

*per spot | CRI ≥ 95 (R9 ≥ 90) | 700 mA | 69 °C

MATERIAL COLOUR

anodised aluminium	6
anodised black	8

6 8

BEAM ANGLE

spot 14°	S
flood 30°	F



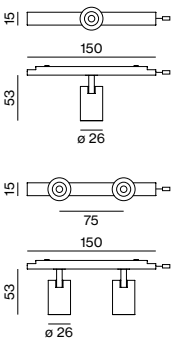

NANO just 26

352° 90° | 700 mA | IP 20 | CB

SYSTEM POWER / VOLTAGE	NO. OF LEDS	L (mm)	ORDER CODE
1×2,4 W / 3 V	1	150	007-4061 :: 1 ◪ ▲
2×2,4 W / 6 V	2	150	007-4062 :: 1 ◪ ▲

ILLUMINANCE EXAMPLE (E_{max} in lux)

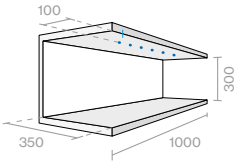

BEAM ANGLE	COLOUR TEMP.	3×(1×2,4 W)	HEIGHT 0.3 m 3×(2×2,4 W)
14°	3000 K	16147	17648
30°	3000 K	5255	8958

reflection factors 0.2/0.5/0.7 | maintenance factor 0.8

LIGHT DISTRIBUTION

spot 14°

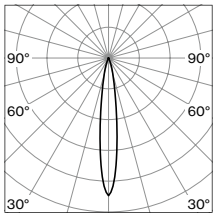

flood 30°

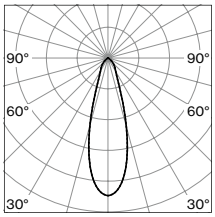

Order options

LENGTH

175 mm	0
1000 mm	2
2000 mm	4
4000 mm	6

Electrical accessories

CONVERTER supply 220-240 V AC, 700 mA, 50-60 Hz, ⧈ PC II
incl. power cable 2 m + connection cable with plug 1 m

TYPE		SPOTS	CABLE (m)	L·W·H (mm)	ORDER CODE
8 W / 2,5–12 V	non DIM	1–3	max. 18	64·34·21	007-1953110
10 W / 7–14 V	non DIM	3–4	max. 5	95·53·25	007-1953210
20 W / 2–28 V	non DIM	1–8	max. 10	111·52·22	007-1953310
45 W / 20–54 V	non DIM	7–16	max. 11	215·70·31	007-1953510
20 W / 2–28 V	DALI-2	1–8	max. 10	111·52·22	007-1953330
38 W / 10–54 V	DALI-2	7–16	max. 11	147·44·30	007-1953530

SPLITTER SERIAL, AWG22

TYPE	INPUT / OUTPUT	L·W·H (mm)	ORDER CODE
splitter 700 mA + cable 500 mm	1 × socket / 9 × plug	85·50·10	007-1959310
adapter cable 100 mm	1 × socket / 1 × plug	-	007-1963210

EXTENSION CABLE

TYPE	INPUT / OUTPUT	L (mm)	ORDER CODE
extension cable	1 × socket / 1 × plug	-	007-1961 L 10
extension cable	2 × plug	75	007-1962110
extension cable	2 × plug	100	007-1962210
extension cable	2 × plug	125	007-1962310

Optical accessories

TYPE	Ø·H (mm)	ORDER CODE
honeycomb louver	23·4	007-1965148
elliptical sculpture foil	23·4	007-1965240
snoot	23·12	007-1965348
colour filter (red, blue, green, etc.)	23·4	on request

Order options

COLOUR TEMPERATURE

3000 K	CRI ≥ 90	305 lm*	5
4000 K	CRI ≥ 90	325 lm*	6

*per spot | CRI ≥ 90 | 350 mA | 65 °C

MATERIAL COLOUR

anodised aluminium	6
anodised black	8

6 8

BEAM ANGLE

spot 19°	S
medium 27°	M
flood 42°	F



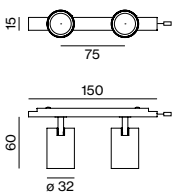

NANO just 32

352° 90° 700mA CB

SYSTEM POWER / VOLTAGE	NO. OF LEDS	L (mm)	ORDER CODE
2×3.5 W / 10 V	2	150	007-4082 :: 1 ◪ ▲

ILLUMINANCE EXAMPLE (E_{max} in lux)

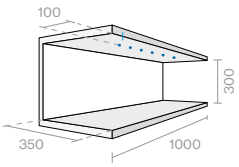

BEAM ANGLE	COLOUR TEMP.	HEIGHT 0.3 m 3×(2×3.5 W)
19°	3000 K	24017
27°	3000 K	18455
42°	3000 K	16713

reflection factors 0.2/0.5/0.7 | maintenance factor 0.8

LIGHT DISTRIBUTION

spot 19°

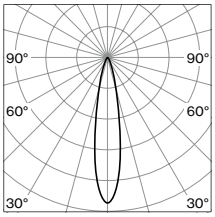

medium 27°

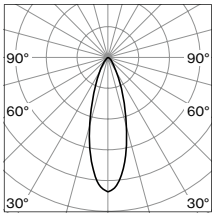

flood 42°

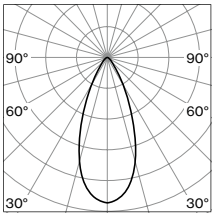

Order options

LENGTH L

175 mm	0
1000 mm	2
2000 mm	4
4000 mm	6

Electrical accessories

CONVERTER supply 220-240 V AC, 700 mA, 50-60 Hz, ⧈ PC II
incl. power cable 2 m + connection cable with plug 1 m

TYPE		SPOTS	CABLE (m)	L·W·H (mm)	ORDER CODE
10 W / 7–14 V	non DIM	2	max. 18	95·53·25	007-1953210
20 W / 2–28 V	non DIM	2–4	max. 18	111·52·22	007-1953310
45 W / 20–54 V	non DIM	6–10	max. 18	215·70·31	007-1953510
20 W / 2–28 V	DALI-2	2–4	max. 18	111·52·22	007-1953330
38 W / 10–54 V	DALI-2	4–10	max. 18	147·44·30	007-1953530

SPLITTER SERIAL, AWG22

TYPE	INPUT / OUTPUT	L·W·H (mm)	ORDER CODE
splitter 700 mA + cable 500 mm	1 × socket / 9 × plug	85·50·10	007-1959310
adapter cable 100 mm	1 × socket / 1 × plug	-	007-1963210

EXTENSION CABLE

TYPE	INPUT / OUTPUT	L (mm)	ORDER CODE
extension cable	1 × socket / 1 × plug	-	007-1961 L 10
extension cable	2 × plug	75	007-1962110
extension cable	2 × plug	100	007-1962210
extension cable	2 × plug	125	007-1962310

Optical accessories

TYPE	Ø·H (mm)	ORDER CODE
honeycomb louver	30·4	007-1965168
elliptical sculpture foil	30·4	007-1965260
snoot	30·15	007-1965368
colour filter (red, blue, green, etc.)	30·4	on request

back



Quickinfo

3000 K, 4000 K
CRI ≥ 95 (R9 ≥ 90)
L80 @ 50 000 h
up to 1653 lm/m
non DIM, DALI-2

Types

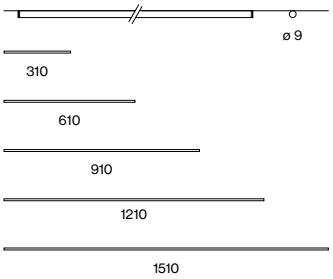

Colours

Light distribution

opal

Description

EN Luminaire profile with just 9 mm diameter made of extruded aluminium; uniformly illuminated satined PMMA cover; plug and play electrical connector system for toolless mounting; passively cooled LED system; available in the light colours 3000 K and 4000 K; min. 80 % of the luminous flux after 50 000 hours; colour rendering CRI ≥ 95 (R9 ≥ 90); 500 mA converter plug and play; converter separately available; degree of protection IP 20; PC I / PC II (power supply) or PC III (light insets); optionally non-dimmable or DALI-2 control

DE Leuchtenprofil mit nur 9mm Durchmesser aus stranggepresstem Aluminium; homogen ausgeleuchtete Abdeckung aus satiniertem PMMA; durchkontaktiertes elektrisches Stecksystem für werkzeuglose Montage; passiv gekühltes LED System; lieferbar in den Lichtfarben 3000 K und 4000 K; min. 80 % des Lichtstromes nach 50 000 h Lebensdauer; Farbwiedergabe CRI ≥ 95, R9 ≥ 90; 500 mA Konverter steckerfertig vorkonfektioniert; Konverter ist separat zu bestellen; Schutzart IP 20; SK I / SK II (Netzversorgung) bzw. SK III (Lichteinsätze); wahlweise nicht dimmbar oder DALI-2 Steuerung

INEO

surface

Order options

COLOUR TEMPERATURE

3000 K	CRI ≥ 95	1488 lm*	5
4000 K	CRI ≥ 95	1653 lm*	6

*per meter | CRI ≥ 95, R9 ≥ 90 | 500 mA | 62 °C

MATERIAL COLOUR

anodised aluminium	6
anodised black	8

6 8

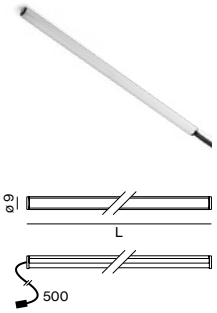

INEO surface

500mA CB

SYSTEM POWER / VOLTAGE	L (mm)	ORDER CODE
4.8 W / 10 V	310	007-4121 :: 1 ◪ O
9.7 W / 19 V	610	007-4122 :: 1 ◪ O
14.5 W / 29 V	910	007-4123 :: 1 ◪ O
19.4 W / 38 V	1210	007-4124 :: 1 ◪ O
24.2 W / 48 V	1510	007-4125 :: 1 ◪ O

ILLUMINANCE EXAMPLE (E_{max} in lux)

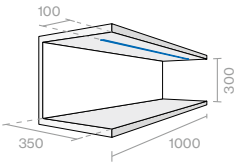

BEAM ANGLE	COLOUR TEMP.	HEIGHT 0.3 m 1×14.5 W
opal	3000 K	1920

reflection factors 0.2/0.5/0.7 | maintenance factor 0.8

LIGHT DISTRIBUTION

opal cover

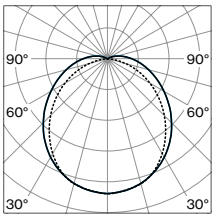

Electrical accessories

CONVERTER supply 220-240 V AC, 500 mA, 50-60 Hz

incl. power cable 2 m + connection cable with plug 1 m

TYPE			LENGTH (mm)	CABLE (m)	L·W·H (mm)	ORDER CODE
8 W / 3–14 V	non DIM	PC II	310	max. 18	64·34·21	007-1952160
30 W / 2–50 V	non DIM	PC I	310–1550	max. 18	187·30·21	007-1952560
38 W / 10–54 V	DALI-2	PC II	610–1550	max. 18	147·44·30	007-1952580

SPLITTER SERIAL, AWG22

TYPE	INPUT / OUTPUT	L·W·H (mm)	ORDER CODE
splitter 500 mA + cable 500 mm	1 × socket / 9 × plug	85·50·10	007-1959210

EXTENSION CABLE

TYPE	INPUT / OUTPUT	L (mm)	ORDER CODE
extension cable	1 × socket / 1 × plug	1000	007-1961260
extension cable	1 × socket / 1 × plug	2000	007-1961460
extension cable	1 × socket / 1 × plug	4000	007-1961660

back



Description

EN Ultra slim solitary lamp (ø 7 mm) made of aluminium; 310° rotatable; 50° vertically tilted; surface black or natural anodised; plug and play electrical connector system; can be adjusted to any height; for brilliant illumination, beam angle 30°; passively cooled high-power LED system; available in the light colours 3000 K and 4000 K; min. 90 % of the luminous flux after 50 000 hours; colour rendering CRI ≥ 95 (R9 ≥ 90); 350 mA converter plug and play; converter separately available; degree of protection IP 20; PC I / PC II (power supply) or PC III (light insets); optionally non-dimmable or DALI-2 control

DE Sehr schlanker Solitärstrahler (ø 7 mm) aus Aluminium; 310° drehbar; 50° zur Vertikalen geneigt; Oberfläche schwarz oder natureloxiert; durchkontaktiertes elektrisches Stecksystem; stufenlos höhenverstellbar; für brillante Beleuchtung, Ausstrahlwinkel 30°; passiv gekühltes High-Power-LED System; lieferbar in den Lichtfarben 3000 K und 4000 K; min. 90 % des Lichtstromes nach 50 000 h Lebensdauer; Farbwiedergabe CRI ≥ 95, R9 ≥ 90; 350 mA Konverter steckerfertig vorkonfektioniert; Konverter ist separat zu bestellen; Schutzart IP 20; SK I / SK II (Netzversorgung) bzw. SK III (Lichteinsätze); wahlweise nicht dimmbar oder DALI-2 Steuerung

PICO

standing

Quickinfo

3000 K, 4000 K
CRI ≥ 95 (R9 ≥ 90)
L90 @ 50 000 h
up to 240 lm
non DIM, DALI-2

Types

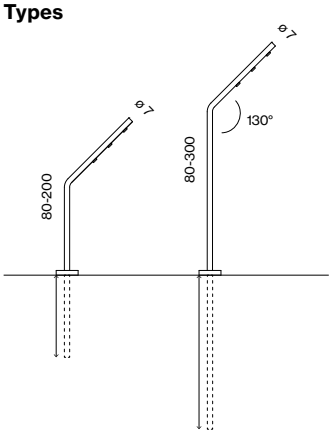

Colours

Light distribution

med.

Order options

MOUNTING

top screw	5
bottom counternut	6

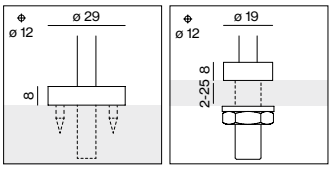

COLOUR TEMPERATURE

3000 K	CRI ≥ 95	220 lm*	5
4000 K	CRI ≥ 95	240 lm*	6

* per fixture | CRI≥95 (R9≥90) | 350 mA | 85 °C

MATERIAL COLOUR

anodised aluminium	6
anodised black	8

6 8



PICO standing

310° 350mA CB

SYSTEM POWER / VOLTAGE	NO. OF LEDS	H (mm)	ORDER CODE
3.4 W / 9 V	3	200	007-42 1 1
3.4 W / 9 V	3	300	007-42 2 1

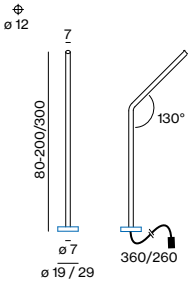

ILLUMINANCE EXAMPLE (E_{max} in lux)

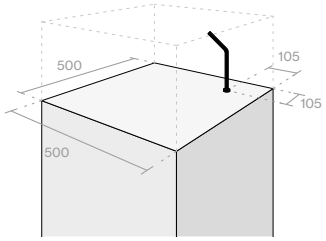

BEAM ANGLE	COLOUR TEMP.	H 200 mm 3.4 W
30°	3000 K	7328
BEAM ANGLE	**COLOUR TEMP.**	**H 300 mm 3.4 W**
30°	3000 K	3183

reflection factors 0.2/0.5/0.7
maintenance factor 0.8

LIGHT DISTRIBUTION

medium 30°

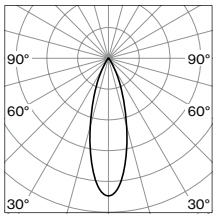

Electrical accessories

CONVERTER supply 220-240 V AC, 350 mA, 50-60 Hz

incl. power cable 2 m + connection cable with plug 1 m

TYPE			FIXTURES	CABLE (m)	L·W·H (mm)	ORDER CODE
7 W / 3–14 V	non DIM	PC II	1–2	max. 12	68·35·21	007-1951160
30 W / 2–50 V	non DIM	PC I	1–5	max. 18	187·30·21	007-1951560
38 W / 10–54 V	DALI-2	PC II	2–5	max. 18	147·44·30	007-1951580

SPLITTER SERIAL, AWG22

TYPE	INPUT / OUTPUT	L·W·H (mm)	ORDER CODE
splitter 350 mA + cable 500 mm	1 × socket / 9 × plug	85·50·10	007-1959110

EXTENSION CABLE

TYPE	INPUT / OUTPUT	L (mm)	ORDER CODE
extension cable	1 × socket / 1 × plug	1000	007-1961260
extension cable	1 × socket / 1 × plug	2000	007-1961460
extension cable	1 × socket / 1 × plug	4000	007-1961660



Quickinfo

3000 K, 4000 K
CRI ≥ 95 (R9 ≥ 90)
L90 @ 50 000 h
L 290 up to 249 lm
L 580 up to 498 lm
L 880 up to 747 lm
L 1180 up to 996 lm
non DIM, DALI-2

Types

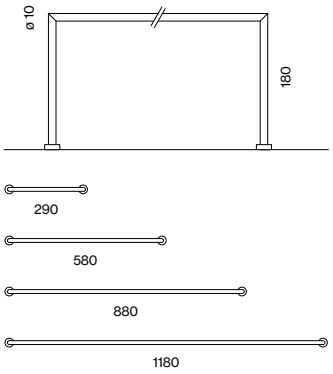

Colours

Light distribution



Description

EN Round or square, slim rectangular lamp made of aluminium; ±10° rotatable; surface black or natural anodised; plug and play electrical connector system for toolless mounting; beam angle 132°; passively cooled high-power LED system; available in the light colours 3000 K and 4000 K; min. 90 % of the luminous flux after 50 000 hours; colour rendering CRI ≥ 95 (R9 ≥ 90); 350 mA converter plug and play; converter separately available; degree of protection IP 20; PC I / PC II (power supply) or PC III (light insets); optionally non-dimmable or DALI-2 control

DE Runde oder eckige, schlanke Bügelleuchte aus Aluminium; ±10° drehbar; Oberfläche schwarz oder natureloxiert; durchkontaktiertes elektrisches Stecksystem für werkzeuglose Montage; Ausstrahlwinkel 132°; passiv gekühltes High-Power-LED System; lieferbar in den Lichtfarben 3000 K und 4000 K; min. 90 % des Lichtstromes nach 50 000 h Lebensdauer; Farbwiedergabe CRI ≥ 95, R9 ≥ 90; 350 mA Konverter steckerfertig vorkonfektioniert; Konverter ist separat zu bestellen; Schutzart IP 20; SK I / SK II (Netzversorgung) bzw. SK III (Lichteinsätze); wahlweise nicht dimmbar oder DALI-2 Steuerung

PICO SUPPORT round / square
standing

Order options

COLOUR TEMPERATURE

3000 K	CRI ≥ 95	70 lm*	5
4000 K	CRI ≥ 95	83 lm*	6

*per LED | CRI ≥ 95 (R9 ≥ 90) | 350 mA | 53 °C

MATERIAL COLOUR

anodised aluminium	6
anodised black	8

6 8



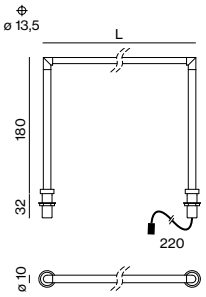

PICO SUPPORT round standing

10° 10° 350mA CB

SYSTEM POWER / VOLTAGE	NO. OF LEDS	L (mm)	ORDER CODE
3×1.1 W / 10 V	3	290	007-4201 :: 1
6×1.1 W / 19 V	6	580	007-4202 :: 1
9×1.1 W / 29 V	9	880	007-4203 :: 1
12×1.1 W / 38 V	12	1180	007-4204 :: 1

PICO SUPPORT square standing

10° 10° 350mA CB

SYSTEM POWER / VOLTAGE	NO. OF LEDS	L (mm)	ORDER CODE
3×1.1 W / 10 V	3	290	007-4211 :: 1
6×1.1 W / 19 V	6	580	007-4212 :: 1
9×1.1 W / 29 V	9	880	007-4213 :: 1
12×1.1 W / 38 V	12	1180	007-4214 :: 1



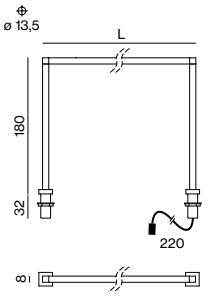

ILLUMINANCE EXAMPLE (E_{max} in lux)

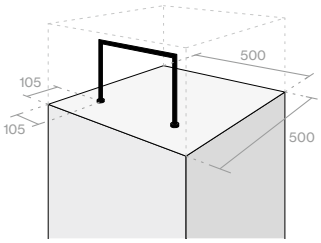

BEAM ANGLE	COLOUR TEMP.	L 290 mm 1×(3×1.1 W)
132°	3000 K	1626

reflection factors 0.2/0.5/0.7
maintenance factor 0.8

LIGHT DISTRIBUTION

beam angle 132°
tilt angle -10°

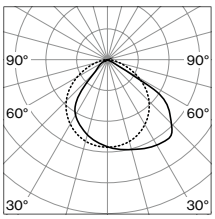

beam angle 132°
tilt angle 0°

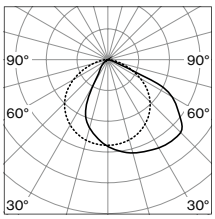

beam angle 132°
tilt angle +10°

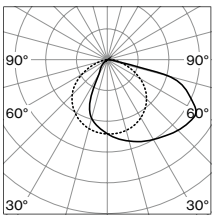

Electrical accessories

CONVERTER supply 220-240 V AC, 350 mA, 50-60 Hz
incl. power cable 2 m + connection cable with plug 1 m

TYPE			FIXTURES	CABLE (m)	L·W·H (mm)	ORDER CODE
7 W / 3–14 V	non DIM	PC II	1–2	max. 12	68·35·21	007-1951160
30 W / 2–50 V	non DIM	PC I	1–5	max. 18	187·30·21	007-1951560
38 W / 10–54 V	DALI-2	PC II	2–5	max. 18	147·44·30	007-1951580

SPLITTER SERIAL, AWG22

TYPE	INPUT / OUTPUT	L·W·H (mm)	ORDER CODE
splitter 350 mA + cable 500 mm	1 × socket / 9 × plug	85·50·10	007-1959110

EXTENSION CABLE

TYPE	INPUT / OUTPUT	L (mm)	ORDER CODE
extension cable	1 × socket / 1 × plug	1000	007-1961260
extension cable	1 × socket / 1 × plug	2000	007-1961460
extension cable	1 × socket / 1 × plug	4000	007-1961660

back







Quickinfo

3000 K, 4000 K
CRI ≥ 95 (R9 ≥ 90)
L90 @ 50 000 h
up to 240 lm
non DIM, DALI-2

Type





Colours



Light distributions



Description

EN Recessed spotlight made of aluminium; surface in black or white textured paint; 360° rotatable and ± 20° tiltable (fixable by fine adjustment screw); plug and play electrical connector system for toolless mounting; only 30 mm mounting depth; suitable as furniture built-in element; available in 2 beam angles; optical attachments available as accessories; 3 LED and triple lens for maximum luminous flux; passively cooled high-power LED system; available in the light colours 3000 K and 4000 K; min. 90 % of the luminous flux after 50 000 hours; colour rendering CRI ≥ 95 (R9 ≥ 90); 350 mA converter plug and play; converter separately available; degree of protection IP 20; PC I / PC II (power supply) or PC III (light insets); optionally non-dimmable or DALI-2 control

DE Einbaustrahler aus Aluminium; Oberfläche in schwarzem oder weißen Strukturlack; 360° drehbar und ± 20° schwenkbar (mit Wurmschraube fixierbar); durchkontaktiertes elektrisches Stecksystem für werkzeuglose Montage; nur 30 mm Einbautiefe; geeignet als Möbeleinbauelement; verfügbar in 2 verschiedenen Ausstrahlwinkeln; optische Aufsätze sind als Zubehör erhältlich; 3 LEDs und 3-fach Linse für maximalen Lichtstrom; passiv gekühltes High-Power-LED System; lieferbar in den Lichtfarben 3000 K und 4000 K; min. 90 % des Lichtstromes nach 50 000 h Lebensdauer; Farbwiedergabe CRI ≥ 95, R9 ≥ 90; 350 mA Konverter steckerfertig vorkonfektioniert; Konverter ist separat zu bestellen; Schutzart IP 20; SK I / SK II (Netzversorgung) bzw. SK III (Lichteinsätze); wahlweise nicht dimmbar oder DALI-2 Steuerung

MICRO

recessed

Order options

COLOUR TEMPERATURE

3000 K	CRI ≥ 95	220 lm*	5
4000 K	CRI ≥ 95	240 lm*	6

*per fixture | CRI ≥ 95 (R9 ≥ 90) | 350 mA | 74 °C

MATERIAL COLOUR

white	7
black	8

7 8

BEAM ANGLE

spot 20°	S
flood 46°	F



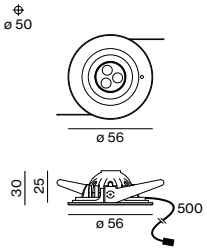

MICRO recessed

20° 20° 350mA CB

SYSTEM POWER / VOLTAGE	NO. OF LEDS	Ø (mm)	ORDER CODE
3.4 W / 9 V	3	56	007-41521

ILLUMINANCE EXAMPLE (E_{max} in lux)

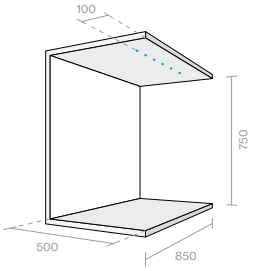

BEAM ANGLE	COLOUR TEMP.	HEIGHT 0.75 m 1×3.4 W
20°	3000 K	1245
46°	3000 K	411

reflection factors 0.2/0.5/0.7 | maintenance factor 0.8

LIGHT DISTRIBUTION

spot 20°

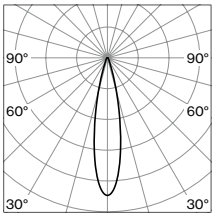

flood 46°

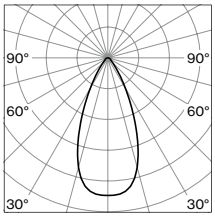

Electrical accessories

CONVERTER supply 220-240 V AC, 350 mA, 50-60 Hz
incl. power cable 2 m + connection cable with plug 1 m

TYPE			FIXTURES	CABLE (m)	L·W·H (mm)	ORDER CODE
7 W / 3–14 V	non DIM	PC II	1–2	max. 12	68·35·21	007-1951160
30 W / 2–50 V	non DIM	PC I	1–5	max. 18	187·30·21	007-1951560
38 W / 10–54 V	DALI-2	PC II	2–5	max. 18	147·44·30	007-1951580

SPLITTER SERIAL, AWG22

TYPE	INPUT / OUTPUT	L·W·H (mm)	ORDER CODE
splitter 350 mA + cable 500 mm	1 × socket / 9 × plug	85·50·10	007-1959110

EXTENSION CABLE

TYPE	INPUT / OUTPUT	L (mm)	ORDER CODE
extension cable	1 × socket / 1 × plug	1000	007-1961260
extension cable	1 × socket / 1 × plug	2000	007-1961460
extension cable	1 × socket / 1 × plug	4000	007-1961660

Optical accessories

TYPE	Ø·H (mm)	ORDER CODE
honeycomb louver	20·4	007-1965128
elliptical sculpture foil	20·4	007-1965220
snoot	20·9	007-1965328

back



Quickinfo

3000 K, 4000 K
CRI ≥ 90
L90 @ 50 000 h
up to 570 lm
non DIM, DALI-2

Types

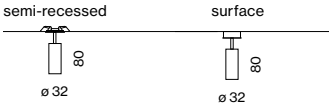

Colours



Light distributions



Description

EN Spot made of aluminium; surface black or natural anodised; spot 352° rotatable and 90° tiltable; plug and play electrical connector system; available as recessed or surface-mounted variant; available in 3 beam angles; optical attachments available as accessories; passively cooled high-power LED system; available in the light colours 3000 K and 4000 K; min. 90 % of the luminous flux after 50 000 hours; CRI ≥ 90; 500 mA or 700 mA converter plug and play; converter separately available; degree of protection IP 20; PC I / PC II (power supply) or PC III (light insets); optionally non-dimmable or DALI-2 control

DE Strahler aus Aluminium; Oberfläche schwarz oder natureloxiert; Strahler 352° dreh- und 90° schwenkbar; durchkontaktiertes elektrisches Stecksystem; lieferbar als Einbau- oder Aufbauvariante; verfügbar in 3 verschiedenen Ausstrahlwinkeln; optische Aufsätze sind als Zubehör erhältlich; passiv gekühltes High-Power-LED System; lieferbar in den Lichtfarben 3000 K und 4000 K; min. 90 % des Lichtstromes nach 50 000 h Lebensdauer; CRI ≥ 90; 500 mA bzw. 700 mA Konverter steckerfertig vorkonfektioniert; Konverter ist separat zu bestellen; Schutzart IP 20; SK I / SK II (Netzversorgung) bzw. SK III (Lichteinsätze); wahlweise nicht dimmbar oder DALI-2 Steuerung

JUST 32

semi-recessed / surface

Order options

MOUNTING

ceiling recessed clip	6
surface housing	8

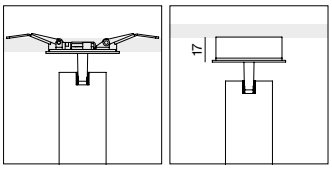

COLOUR TEMPERATURE

3000 K	CRI ≥ 90	530 lm*	5
4000 K	CRI ≥ 90	570 lm*	6

* per fixture | CRI ≥ 90 | 700 mA | 72 °C

MATERIAL COLOUR

anodised aluminium	6
anodised black	8

6 8

BEAM ANGLE

spot 19°	S
medium 27°	M
flood 42	F

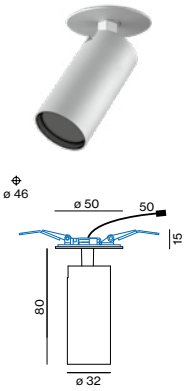

JUST 32

352° 90° 700mA CB

SYSTEM POWER / VOLTAGE	NO. OF LEDS	Ø (mm)	ORDER CODE
5.2 W / 7.5 W / 11 V	1	32	007-41 6 7 1 8

ILLUMINANCE EXAMPLE (E_{max} in lux)

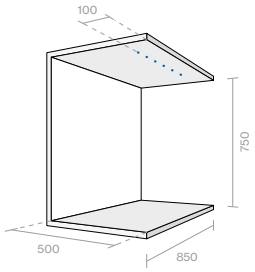

BEAM ANGLE	COLOUR TEMP.	HEIGHT 0.75 m 500 mA 1×5.2 W	HEIGHT 0.75 m 700 mA 1×7.5 W
19°	3000 K	3661	4610
27°	3000 K	1946	2451
42°	3000 K	1215	1530

reflection factors 0.2/0.5/0.7 | maintenance factor 0.8

LIGHT DISTRIBUTION

spot 19°

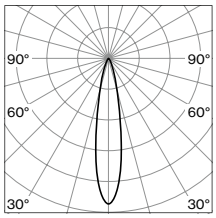

medium 27°

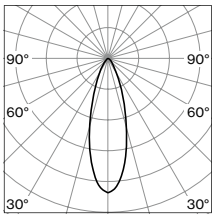

flood 42°

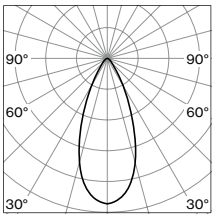

Electrical accessories

CONVERTER supply 220-240 V AC, 500 mA, 50-60 Hz
incl. power cable 2 m + connection cable with plug 1 m

TYPE			FIXTURES	CABLE (m)	L·W·H (mm)	ORDER CODE
8 W / 3–14 V	non DIM	PC II	1	max. 18	64·34·21	007-195216 0
30 W / 2–50 V	non DIM	PC I	2–5	max. 18	187·30·21	007-195256 0
38 W / 10–54 V	DALI-2	PC II	2–5	max. 18	147·44·30	007-195258 0

CONVERTER supply 220-240 V AC, 700 mA, 50-60 Hz, PC II
incl. power cable 2 m + connection cable with plug 1 m

TYPE		FIXTURES	CABLE (m)	L·W·H (mm)	ORDER CODE
10 W / 7–14 V	non DIM	1	max. 18	95·53·25	007-195326 0
20 W / 2–28 V	non DIM	1–2	max. 18	111·52·22	007-195336 0
45 W / 20–54 V	non DIM	2–4	max. 18	215·70·31	007-195351 0
20 W / 2–28 V	DALI-2	1–2	max. 18	111·52·22	007-195338 0
38 W / 10–54 V	DALI-2	2–4	max. 18	147·44·30	007-195358 0

SPLITTER SERIAL, AWG22

TYPE	INPUT / OUTPUT	L·W·H (mm)	ORDER CODE
splitter 500 mA + cable 500 mm	1× socket / 9× plug	85·50·10	007-195921 0
splitter 700 mA + cable 500 mm	1× socket / 9× plug	85·50·10	007-195931 0

EXTENSION CABLE

TYPE	INPUT / OUTPUT	L (mm)	ORDER CODE
extension cable	1× socket / 1× plug	1000	007-196126 0
extension cable	1× socket / 1× plug	2000	007-196146 0
extension cable	1× socket / 1× plug	4000	007-196166 0

Optical accessories

TYPE	Ø·H (mm)	ORDER CODE
honeycomb louver	30·4	007-196516 8
elliptical sculpture foil	30·4	007-196526 0
snoot	30·15	007-196536 8
colour filter (red, blue, green, etc.)	30·4	on request

Controls





Controls

DALI-2 control



➔ 598

Professional building management

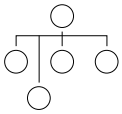

➔ 601

Know-How



➔ 602

back

Controller Comparison

Controller	Push-Dim	Last Light Level Memory	Grouping	Scenes	Daylight Harvesting	Time Functions	Tunable White (DT8)	Dynamic Scenes Colour Gradients	Circadian CCT Curves
Basic Room Controller	•	•					•		
Advanced DALI-2 Controller	•	•	•	•	•		•		
Professional Building Automation	•	•	•	•	•	•	•	•	•

Basic Room Controller (p. 599)

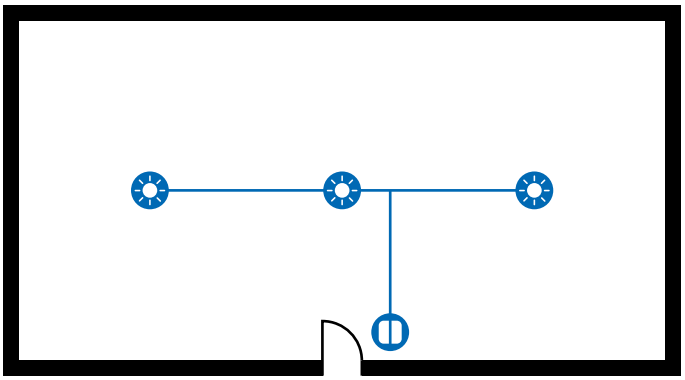

EN

Applications:
Conference rooms
Private living quarters
Classrooms

Features:
Operation via standard button and/or rotary dimmer
Intuitive manual dimming, switching
Colour temperature adjustment (DT8)
Broadcast signals to all luminaires
Basic plug-and-play functionality without start-up
Integrated DALI power supply
Lighting control with app via Bluetooth

DE

Anwendungsgebiet:
Besprechungsräume
Private Wohnbereiche
Klassenzimmer

Features:
Bedienung über Standardtaster bzw. Drehdimmer
Intuitives manuelles Dimmen, Schalten
Einstellen der Farbtemperatur (DT8)
Broadcast Signale an alle Leuchten
Plug and Play Basisfunktionen ohne Inbetriebnahme
Integrierte DALI Spannungsversorgung
Lichtsteuerung mit App über Bluetooth

Advanced DALI-2 Controller (p. 599)

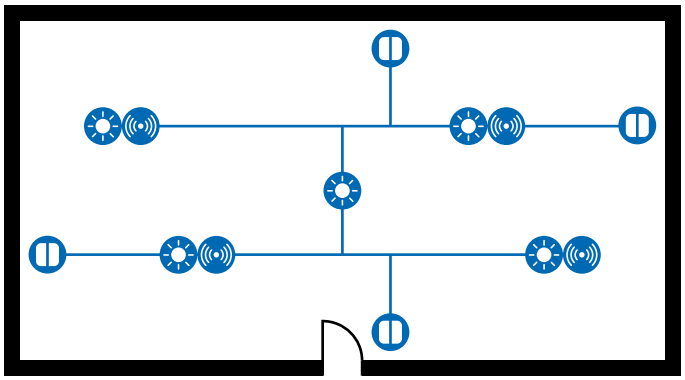

EN

Applications:
Offices
Classrooms
Shop lighting

Features:
Operation via standard button
Intuitive manual dimming, switching
Create groups and scenes
Colour temperature adjustment (DT8)
Upgradeable with DALI-2 sensors
Full-featured DALI-2 application controller
Power supply via the DALI Bus
4 independent potential-free inputs for standard buttons
Start-up with app via Bluetooth

DE

Anwendungsgebiet:
Büroräume
Klassenzimmer
Shopbeleuchtung

Features:
Bedienung über Standardtaster
Intuitives manuelles Dimmen, Schalten
Erstellen von Gruppen und Szenen
Einstellen der Farbtemperatur (DT8)
Erweiterung um DALI-2 Sensoren möglich
Vollwertiger DALI-2 Application Controller
Spannungsversorgung über DALI Bus
4 unabhängige Potentialfreie Eingänge für Standardtaster
Inbetriebnahme mit App über Bluetooth

Touchpanel Tablet / Smartphone	Visualization	Plug and Play	Wireless Zigbee 3.0	Wireless EnOcean	BMS Connectivity (KNX, Modbus, BACnet)	Ethernet	Cloud Connectivity	Customizable Programming	Extendable
•		•							
•	•			•	•	•	•	•	•

Professional Building Automation (p. 601)

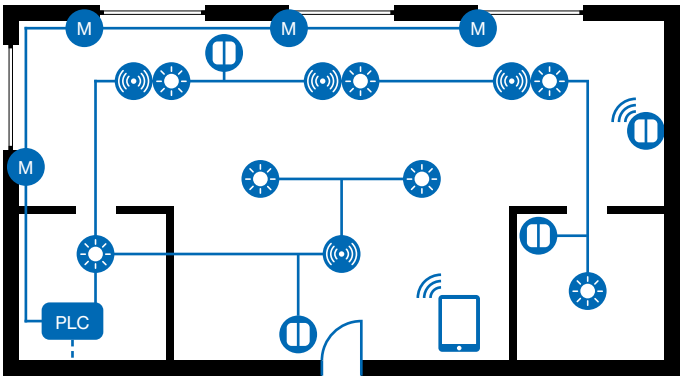

EN

Applications:
Office buildings
Public buildings
Sports halls and schools
Shop lighting

Features:
Operation via standard button
Intuitive manual dimming, switching
Create groups and scenes
Colour temperature adjustment (DT8)
Upgradeable with DALI-2 sensors
Full-featured DALI-2 application controller
Up to 20 DALI-2 universes
Connection to building management system
Interfaces: KNX, Modbus, BACnet, and many more.
User-specific visualizations
Flexible upgradeability

DE

Anwendungsgebiet:
Bürogebäude
Öffentliche Gebäude
Sporthallen & Schulen
Shopbeleuchtung

Features:
Bedienung über Standardtaster
Intuitives manuelles Dimmen, Schalten
Erstellen von Gruppen und Szenen
Einstellen der Farbtemperatur (DT8)
Erweiterung um DALI-2 Sensoren möglich
Vollwertiger DALI-2 Application Controller
Bis zu 20 DALI-2 Universen
Anbindung an Gebäudeleittechnik
Schnittstellen: KNX, Modbus, BACnet uvm.
Benutzerspezifische Visualisierungen
Flexibel Erweiterbar

back

DALI-2 Connection Examples

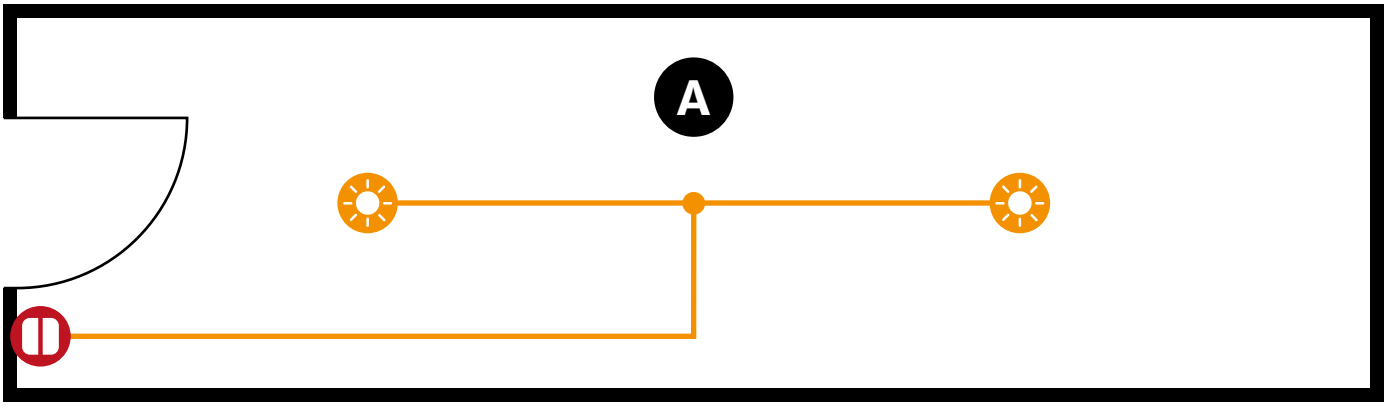

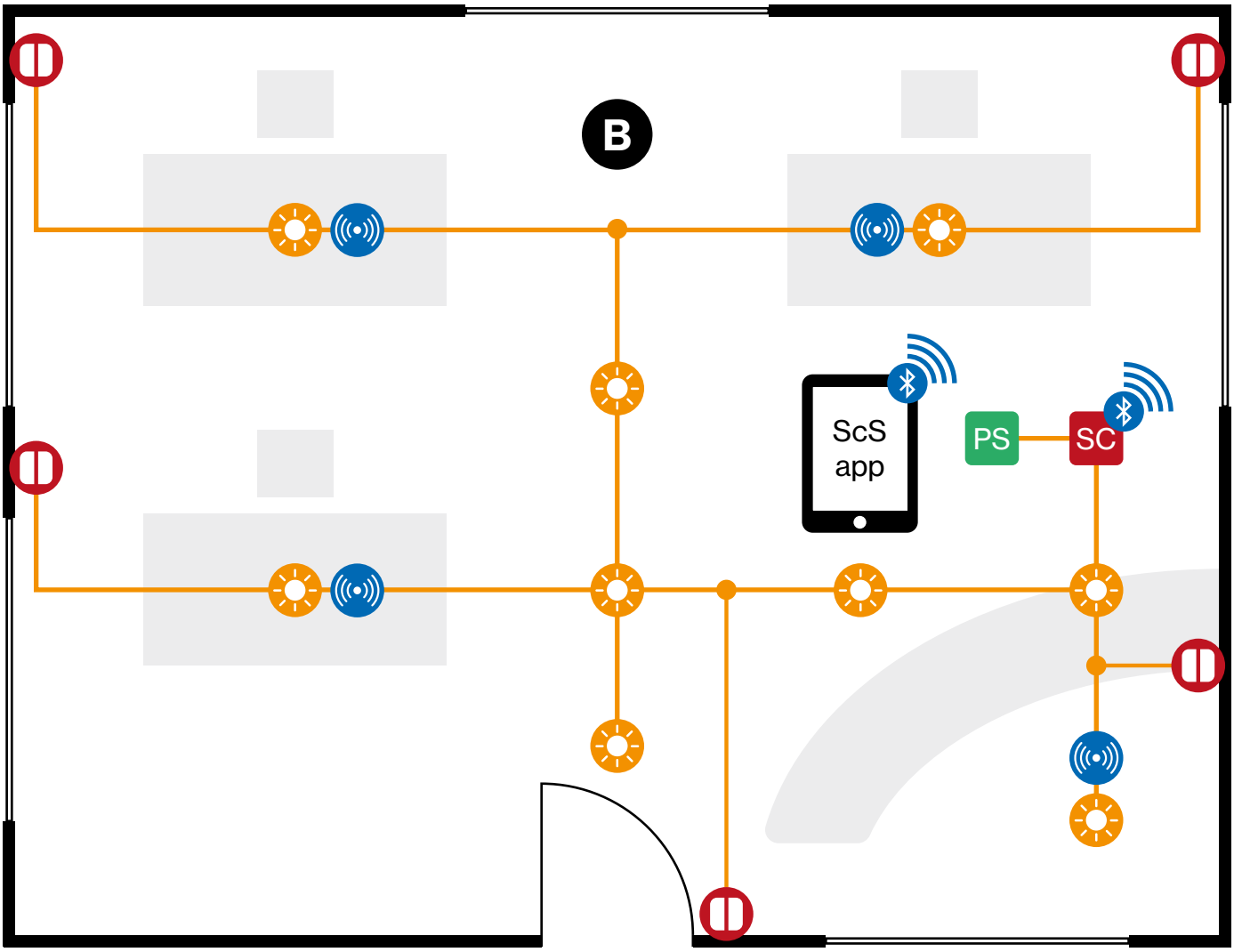

Wall switch DALI

Light DALI

Sensor DALI

SC Application controller DALI

PS Power supply DALI

ScS app Commissioning device with ScS app

A Basic Room Controller

EN Push button interface or rotary switch for intuitive, simple control of up to 32 DALI luminaires; automatic synchronisation between several control units; support of variable colour luminaires (DT8); storage of brightness values; plug and play - no need for set-up; additional functions available by set-up in smartphone App (BT): control by smartphone for grouping, scenes, colour temperature (DT8) and firmware update; DALI power supply integrated; daylight control, presence-dependent control and additional input push-button options using sensors, available separately; maximum push-button line length 50 m; maximum DALI cable length 300 m

DE Tasterinterface bzw. Drehschalter zur intuitiven, einfachen Steuerung von bis zu 32 DALI Leuchten; Automatische Synchronisation zwischen mehreren Steuereinheiten; Unterstützung von farbveränderlichen Leuchten (DT8); Speicherung von Helligkeitswerten; Plug and Play ohne Inbetriebnahme; Zusätzliche Funktionen durch Inbetriebnahme über Smartphone App (BT) verfügbar: Steuerung über Smartphone, Gruppierung, Szenen, Farbtemperatur (DT8), Firmwareaktualisierung; DALI Spannungsversorgung integriert; Tageslichtregelung, präsenzabhängige Steuerung und zusätzliche Tastereingänge mittels separat erhältlichen Sensoren möglich; maximale Tasterleitungslänge 50m; maximale DALI-Leitungslänge 300 m



DALIeco BT 220-240 V

TYPE	MOUNTING	L·W·H (mm)	ORDER CODE
DALI DT8 BT Touch Dim Controller	ceiling insertion	100·79·72	005-583100 0



DALI ACU BT 220-240 V

TYPE	MOUNTING	L·W·H (mm)	ORDER CODE
DALI DT8 BT Touch Dim Controller	socket	49·48·22	005-583110 0



DALI MCU TW 220-240 V

TYPE	MOUNTING	L·W·H (mm)	ORDER CODE
DALI DT8 Rotary Dim Controller	socket	80·80·50	005-583120 0

B Advanced DALI-2 Controller

EN DALI-2 application controller for controlling up to 64 DALI lights, 16 sensors and 16 push-button couplers in 16 groups and 16 scenes; 4 inputs for potential-free push-buttons; support of variable colour luminaires (DT8); storage of brightness values; power supply via DALI, DALI power supply available separately; start-up is performed by smartphone App; compact design for installation behind standard push-buttons; maximum push-button cable length 0.5 m; compatible with all DALI-2 peripheral components

DE DALI-2 Application Controller zur Steuerung von bis zu 64 DALI Leuchten, 16 Sensoren und 16 Tasterkopplern in 16 Gruppen und 16 Szenen; 4 Eingänge für potenzialfreie Taster; Unterstützung von farbveränderlichen Leuchten (DT8); Speicherung von Helligkeitswerten; Stromversorgung über DALI, DALI Spannungsversorgung separat erhältlich; Inbetriebnahme erfolgt über Smartphone App; kompakte Bauform zum Verbau hinter Standardtastern; maximale Tasterleitungslänge 0,5 m; mit allen DALI-2 Peripheriekomponenten kompatibel



DALI sceneCOM S Controller 220-240 V

TYPE	MOUNTING	L·W·H (mm)	ORDER CODE
DALI-2 DT8 BT Controller	socket	48·28·15	005-584100 0

back

Connection Example

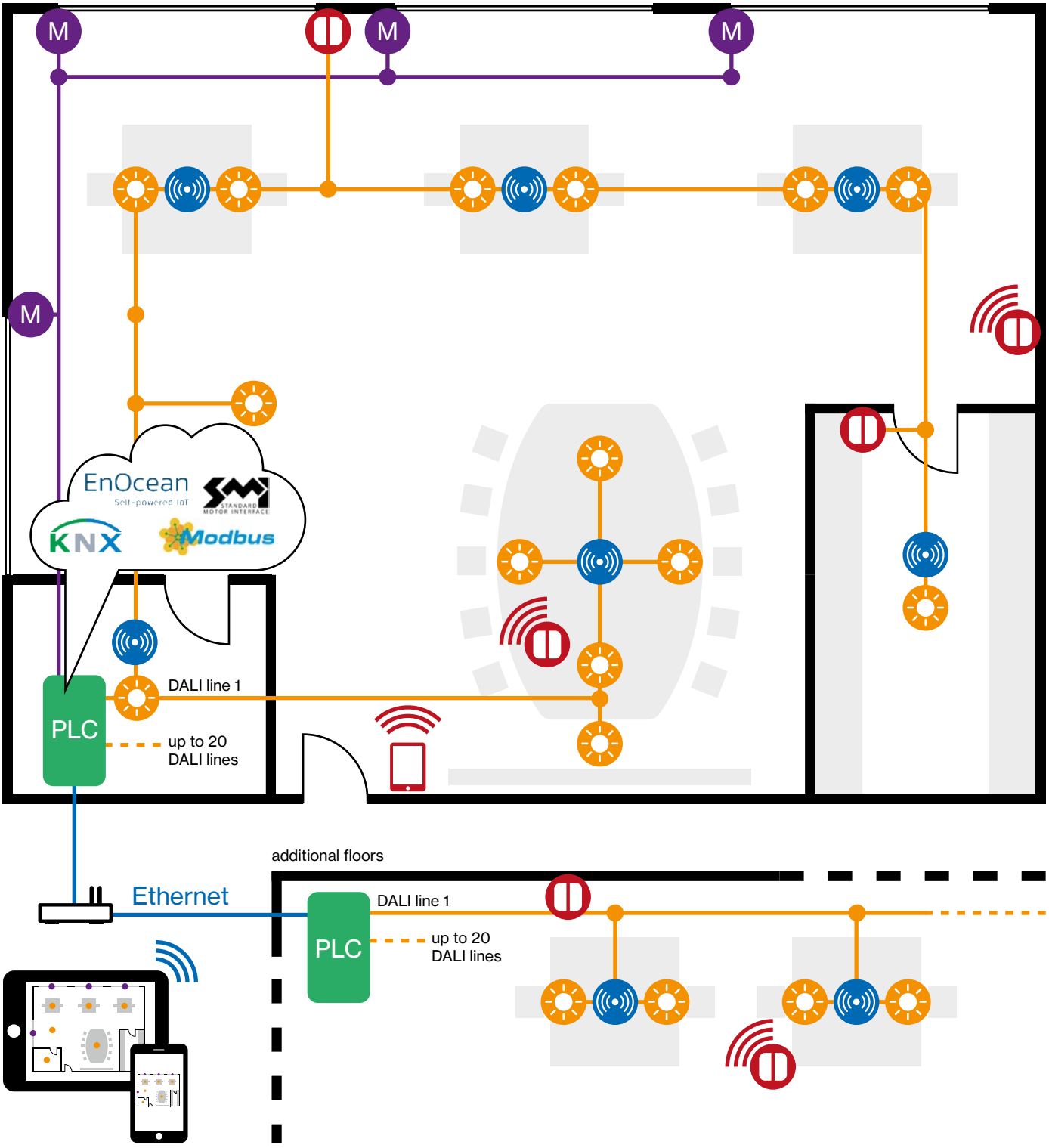

Light DALI

Sensor DALI

PLC Gateway/PLC

WLAN router

M Blinds motor

Wall switch DALI or EnOcean

Master control

Smart device

Professional Building Automation

EN DALI-2 control support, with industrial computer, for up to 10x64 DALI luminaires; flexible expansion options with various interfaces (KNX, EnOcean, Modbus, energy monitoring, digital I/Os); multiple controllers can be linked via network, therefore unlimited system size; support for variable colour luminaires (DT8); groups and scenes across the DALI universe; up to 12 adjustable daylight routines (colour temperature and brightness in % or in Lux with sensor); out-of-the box set-up of the standard application via web interface; detailed user manual; cascading from several controllers via Ethernet possible; Human Centric Lighting (HCL); real time clock via time server; automation functions; reporting; firmware updates regularly available; option for visualisation and expansion up to 20 DALI-2 universes when commissioned by XAL; can be standalone or integrated into IT infrastructure; 24 V controller power supply through external power supply; 18 V DALI-2 interface power supply through external power supply (maximum 5 DALI interfaces per power supply); flexible expansion and free programming options on customer request

DE Industriecomputer gestützte DALI-2 Steuerung von bis zu 10x64 DALI Leuchten; flexibel mit diversen Schnittstellen erweiterbar (KNX, EnOcean, Modbus, Energy Monitoring, digitale Ein- /Ausgänge); mehrere Controller über Netzwerk verknüpfbar daher unbegrenzte Systemgröße; Unterstützung von farbveränderlichen Leuchten (DT8); DALI Universum übergreifende Gruppen und Szenen; bis zu 12 einstellbare Tageslichtverläufe (Farbtemperatur und Helligkeit in % oder in Lux mit Sensor); Inbetriebnahme der Standardapplikation out-of-the-box über Webinterface; ausführliches Benutzerhandbuch; Kaskadierung über Ethernet von mehreren Controllern möglich; Human Centric Lighting (HCL); Echtzeituhr über Timeserver; Automatisierungsfunktionen; Berichterstattung; Firmwareupdates regelmäßig verfügbar; Visualisierungen und Erweiterung auf bis zu 20 DALI-2 Universen bei Inbetriebnahme durch XAL möglich; Standalone oder Einbindung in IT Infrastruktur möglich; Controller Spannungsversorgung 24V durch externes Netzteil; DALI-2 Interface Spannungsversorgung 18V durch externes Netzteil (max 5 DALI Interfaces pro Netzteil); flexible Erweiterungen und freie Programmierung auf Kundenwunsch möglich



Extendable Preconfigured Sets

PLC DALI Set custom-made (commissioning required)

TYPE	MOUNTING	ORDER CODE
Customised Solution Basic Set	DIN rail	005-581010 0

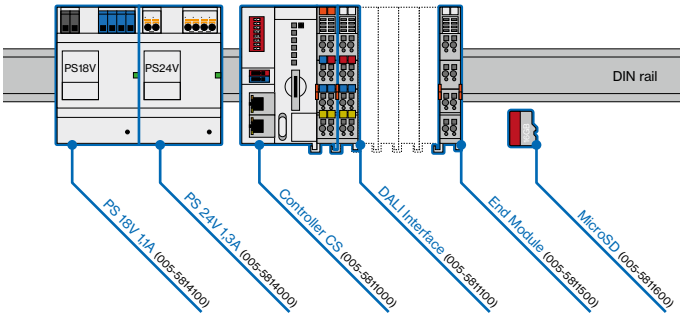

PLC DALI Set pre-programmed (Lighting Management)

TYPE	MOUNTING	ORDER CODE
Lighting Management Basic Set	DIN rail	005-581000 0

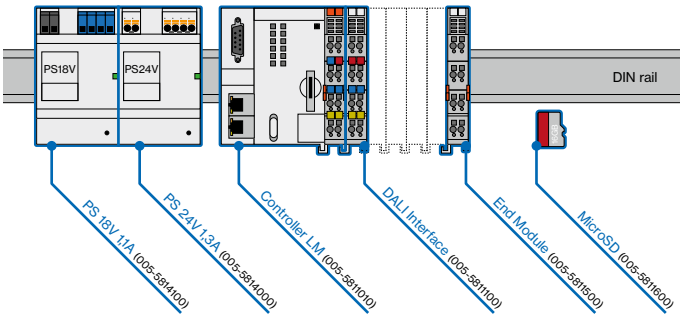

INTERFACES

TYPE	MOUNTING	L·W·H (mm)	ORDER CODE
DALI-2 Interface	DIN rail	100·12·69	005-581110 0
KNX Interface	DIN rail	100·12·69	005-581120 0
Digital Output Interface 8CH	DIN rail	100·12·69	005-581130 0
Digital Input Interface 8CH	DIN rail	100·12·69	005-581140 0

ENERGY MONITORING

TYPE	MOUNTING	L·W·H (mm)	ORDER CODE
Power Measurement Interface 3~	DIN rail	100·12·69	005-581200 0
Current Converter 35A	cable	23·27·46	005-581210 0
Current Converter 60A	cable	52·60·81	005-581220 0

EnOcean WIRELESS

TYPE	MOUNTING	L·W·H (mm)	ORDER CODE
EnOcean Interface	DIN rail	100·24·72	005-581300 0
Magnetic Antenna (required)	magnetic	ø34·105	005-581310 0
EnOcean Batteryless Switch 2CH	socket	71·71·14	005-581320 0
EnOcean Batteryless Switch 4CH	socket	71·71·14	005-581330 0
EnOcean Batteryless Remote 4CH	magnetic	56·56·20	005-581340 0

POWER SUPPLY

TYPE	MOUNTING	L·W·H (mm)	ORDER CODE
PS 24V 1,3A (for Controller)	DIN rail	59·54·89	005-581400 0
PS 18V 1,1A (for up to 5xDALI-2 Interface)	DIN rail	59·54·89	005-581410 0

RELAYS

TYPE	MOUNTING	L·W·H (mm)	ORDER CODE
Blind Relay 16A (30A/4s)	DIN rail	86·15·54	005-581500 0
Luminaire Relay 16A (120A/50ms)	DIN rail	86·15·54	005-581510 0

back

IoT ready

EN Unlike DALI-2 or Zigbee 3.0, IoT ready is not a standard, but instead demonstrates the possibility of equipping a luminaire with various sensors (presence, brightness, temperature, air quality, acoustics, etc.) and addressing them wirelessly. Existing standards ensure that our customers retain full control. An IoT ready luminaire can become an active part of the Internet of Things. In addition to its primary task of illuminating a room, it can send the building management system essential data about the room and its use or user preferences. Data collected in the IoT can guide direct control and optimise a wide range of functions such as lighting, HVAC (heating, ventilation, and air conditioning), cleaning, security, and much more.

DE IoT ready ist im Gegensatz zu DALI-2 oder Zigbee 3.0 kein Standard, sondern zeigt die Möglichkeit auf, eine Leuchte mit diverser Sensorik (Präsenz, Helligkeit, Temperatur, Luftqualität, Akustik usw.) auszustatten und diese auch drahtlos anzusprechen. Dabei werden bestehende Standards verwendet, um unsere Kunden bei der Ansteuerung nicht einzuschränken. Eine IoT ready Leuchte kann aktiver Teil des Internet-of-Things werden und neben ihrer primären Aufgabe, einen Raum auszuleuchten, auch das Building Management System mit essentiellen Daten über den Raum und dessen Nutzung bzw. Präferenzen des Nutzers versorgen. Daten, welche im IoT gesammelt werden, können direkt zum Steuern und Optimieren unterschiedlichster Gewerke wie Beleuchtung, HVAC (Heating, Ventilation and Air Conditioning), Reinigung, Sicherheit uvm. verwendet werden.

DALI lighting control

EN The DALI-2 (Digital Addressable Lighting Interface) control protocol is a standard in building automation to govern lighting control gear. The new version of the DALI standard, DALI-2, defines control devices (e.g. push buttons, light and motion sensors) uniformly in the standard. DALI-2, therefore, makes it possible, inter alia, to share control functions across manufacturers. Up to 64 luminaire control units and 64 control units can be operated together on one DALI line in a DALI-2 system.

DE Das Steuerungsprotokoll DALI-2 (Digital Addressable Lighting Interface) ist in der Gebäudeautomatisierung ein Standard zur Steuerung von lichttechnischen Betriebsgeräten. Mit der Neufassung der DALI-Norm – DALI-2 – werden Geräte des Typs Steuerungen (bspw. Taster, Licht- und Bewegungssensoren) in der Norm einheitlich definiert. DALI-2 macht es daher unter anderem möglich, auch Steuerungsfunktionen herstellerübergreifend zu kommunizieren. Somit können in einem DALI-2 System 64 Leuchtenbetriebsgeräte und 64 Steuergeräte gemeinsam auf einer DALI-Linie betrieben werden.

Wireless Zigbee lighting control

EN The Zigbee wireless protocol has become an essential standard in the smart home sector, especially in lighting control. Since Zigbee's latest version 3.0, the previously individual profiles have been combined into a multifunctional and uniform protocol. The new protocol enables flexible and straightforward networking of different device types from different manufacturers. This network capability allows luminaires, sensors, and buttons, for example, to be controlled and set intuitively via the mobile app. XAL luminaires equipped with a Zigbee 3.0 module certified by the Zigbee Alliance meet the highest safety standards and compatibility criteria:
- leading wireless standard in smart lighting
- no additional wiring required
- sophisticated security mechanisms
- easy control and setup via the app
- long range thanks to the mesh network
- low energy consumption

DE Das Funkprotokoll Zigbee hat sich im Smart-Home-Bereich und insbesondere in der Lichtsteuerung zu einem wichtigen Standard entwickelt. Seit der neuesten Zigbee-Version 3.0 wurden die bisher einzelnen Profile zu einem multifunktionalen und uniformen Protokoll zusammengefasst. Dies ermöglicht ein flexibles und unkompliziertes Vernetzen verschiedener Gerätetypen unterschiedlicher Hersteller. Damit lassen sich z.B. Leuchten, Sensoren und Taster intuitiv per Mobile App ansteuern und einstellen. XAL-Leuchten, die mit einem durch die Zigbee-Alliance zertifizierten Zigbee-3.0-Modul ausgestattet sind, erfüllen die höchsten Sicherheitsstandards und Kompatibilitätskriterien:
- führender Funkstandard im Smart Lighting
- keine zusätzliche Verkabelung nötig
- ausgereifte Sicherheitsmechanismen
- einfache Steuerung und Einrichtung per App
- hohe Reichweiten dank Mesh-Netzwerk
- niedriger Energieverbrauch

back

Colour rendering

EN The internationally recognised colour rendering index (CRI) R_a was defined to evaluate the colour fidelity of light sources. The test light source is compared with a reference light source using up to 15 selected test colours. The more precisely the test light source reproduces the test colour, the higher the colour rendering value.

The mean value of the first eight test colours (R1 – R8) produces the colour rendering index R_a. This average value is divided into moderately good colour rendering R_a 70 – 80, e.g. for street lighting; good colour rendering R_a 80 – 90, e.g. for workplace lighting; and excellent colour rendering R_a 90 – 100, e.g. for museums, retail, and medical examinations. The minimum requirement defined in lighting standard EN 12464-1 is R_a > 80. The values of the test colours R9 – R15 provide information about the colour fidelity of the saturated colours (R9 – R12), skin colour (R13), leaf green (R14), and Asian skin tone (R15). The average value of all 15 test colours, which is called R_e, is used when evaluating colour reproduction beyond the minimum normative requirements. Consideration of the R_e value is only sensible if the quality requirements are very high, starting from R_a > 90. If the R_e value is > 90 when R_a is also > 90, this is an excellent light source. An R_e of > 95 indicates the highest light quality.

DE Um die Farbtreue von Lichtquellen bewerten zu können, wurde der international anerkannte Farbwiedergabeindex R_a (englisch CRI) definiert. Dabei wird die Testlichtquelle mit einer Referenzlichtquelle anhand von bis zu 15 ausgewählten Testfarben verglichen. Je genauer die Testlichtquelle die Testfarbe wiedergibt, desto höher ist der Farbwiedergabewert.

Der Mittelwert der ersten 8 Testfarben (R1 – R8) ergibt den Farbwiedergabeindex R_a. Dieser Mittelwert wird eingeteilt in: mäßig gute Farbwiedergabe R_a 70 – 80, z.B. für Straßenbeleuchtung; in gute Farbwiedergabe R_a 80 – 90, z.B. für Beleuchtung von Arbeitsstätten und in sehr gute Farbwiedergabe für R_a 90 – 100, z.B. für Museen, Retail und ärztliche Untersuchungen. Die Mindestanforderung der Beleuchtungsnorm EN 12464-1 ist mit R_a > 80 festgelegt. Die Werte der Testfarben R9 – R15 geben Auskunft über die Farbtreue der gesättigten Farben (R9 – R12), der Hautfarbe (R13), von Blattgrün (R14) und über den asiatischen Hautfarbton (R15). Um die Farbwiedergabe über die normative Mindestanforderung hinaus zu bewerten, kann der Mittelwert aller 15 Testfarben angegeben werden, der mit R_e bezeichnet wird. Die Betrachtung des R_e Wertes ist nur bei sehr hohen Qualitätsansprüchen sinnvoll, beginnend mit R_a > 90. Ist bei einem R_a > 90 der R_e Wert auch > 90 handelt es sich um eine sehr gute Lichtquelle. Die höchste Lichtqualität ist mit einem R_e von > 95 angegeben.

CRI / R_a ≥ 80 (4000 K)

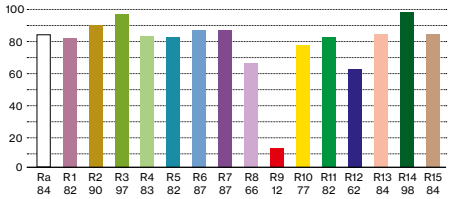

CRI / R_a ≥ 90 (4000 K)

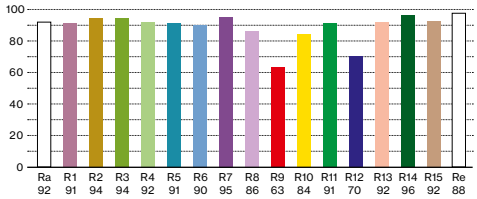

CRI / R_a ≥ 95, R_e > 95 (3000 K)

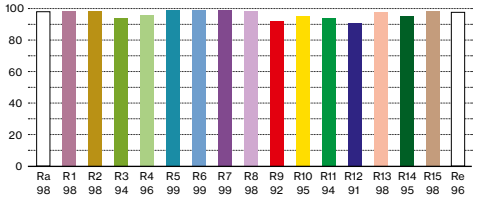

IES TM 30

EN The TM 30 colour-rendering rating is intended to supplement the CIE 13.3 colour-rendering rating and is established primarily in the American-Pacific region. Instead of eight test colours, 99 test colours were selected from daily life. The average of all 99 test colours is output as R_f (f for fidelity). To evaluate the colour saturation, the R_g value (g for gamut) is defined. These two values are determined together. For R_f, the highest value is 100; for R_g, a maximum value of 140 is theoretically possible. As the R_f value approaches the maximum value of 100, the R_g value approaches the maximum of 100.

DE Die Farbwiedergabe Bewertung TM 30 ist als Ergänzung zur Farbwiedergabebewertung CIE 13.3 gedacht und ist vor allem im amerikanisch-pazifischen Raum etabliert. Statt 8 Testfarben wurden 99 Testfarben gewählt, die im täglichen Leben vorkommen. Der Mittelwert aus allen 99 Testfarben wird als R_f ausgegeben (f für Fidelity = Farbtreue). Um auch die Farbsättigung bewerten zu können ist der R_g -Wert (g für Gamut = Farbtonumfang) definiert worden. Diese beiden Werte werden gemeinsam ermittelt. Beim R_f ist der höchste Wert 100; bei R_g ist theoretisch ein maximaler Wert von 140 möglich. Je näher der R_f -Wert an dem maximal Wert von 100 heranreicht umso näher liegt auch der R_g-Wert beim Maximum von 100.

TM 30 R_f colour-fidelity rating of a test lamp

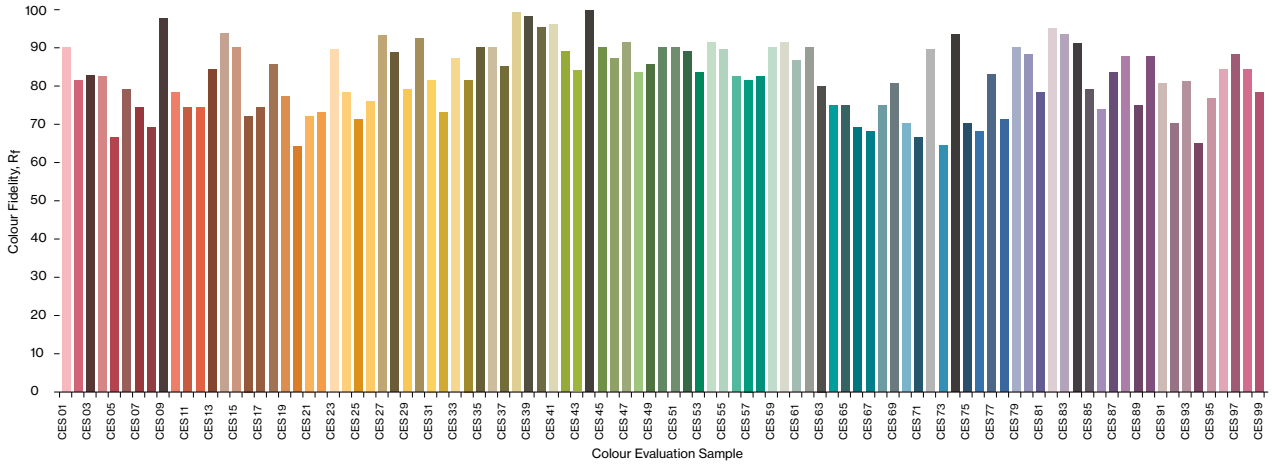

TM 30 R_g colour-saturation rating of a test lamp

Colour vector image

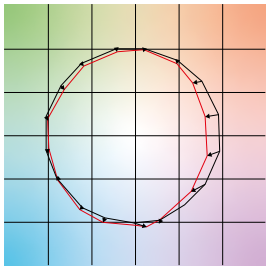

EN The red line indicates the results of the test light source. The deviation from the test light source to the reference is shown and is marked by arrows.

DE Die rote Linie zeigt die Ergebnisse der Test-Lichtquelle. Die Abweichung von Test-Lichtquelle zur Referenz ist erkennbar und wird durch Pfeile markiert.

Colour distortion icon



EN The reference is a white line on a black background. The oversaturation or undersaturation is very clearly visible.

DE Die Referenz ist eine weiße Linie auf schwarzem Grund. Die Über-, bzw. Untersättigung ist sehr klar sichtbar.

TM 30 evaluation matrix

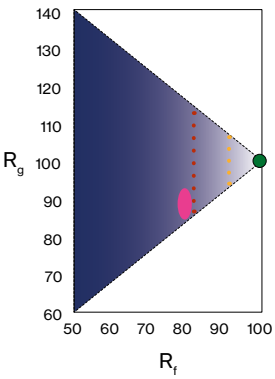

EN Green dot: highest light quality; up to yellow dashed line: very good light quality; up to red dashed line: good light quality. Pink range: typical CRI ≥ 80 lamps are slightly below the value of R_f 80 and have a lower saturation than R_g 80.

DE Grüner Punkt: höchste Lichtqualität; bis gelb strichlierte Linie: sehr gute Lichtqualität; bis rot strichlierte Linie gute Lichtqualität. pinker Bereich: Typische CRI ≥ 80 Leuchtmittel liegen etwas unter dem Wert von R_f 80 und haben eine geringe Sättigung von R_g 80

back

Full-spectrum LED

EN Our pupil size adapts to the light spectrum. Studies by GAMLIN already showed in 2007 that the eye's pupillary control lies in the cyan region. Standard LEDs have a very high blue content and hardly any cyan wavelengths. As a result, the eye's sensitive cells adjust to low light under these lighting conditions. As a result, the pupil dilates, and excessive blue light reaches the retina. XAL's XPECTRUM LED reproduces the natural daylight spectrum by reducing the blue-light component and increasing the cyan values. This minimises blue light's danger to the eye and brings it to a level similar to daylight.

The effect goes beyond the visual field of vision. The non-visual, or biological effect of light, affects numerous bodily functions, such as hormone release, and is in part responsible for improved sleep and concentration. The biological light effect's evaluation is described in DIN SPEC 5031-100. Melanopic lighting designs can be realised much more energy-efficiently with the new XPECTRUM LEDs.

Furthermore, the full-spectrum LEDs boast excellent colour rendering. The Re colour-fidelity rating – the average of all 15 test colours – is 98. The TM 30 colour-rendering evaluation results in a colour fidelity of R_f = 98 and a colour gamut of R_g = 101. XAL's XPECTRUM LEDs' high colour fidelity delivers improved visual comfort.

DE Die Pupillengröße passt sich entsprechend des Lichtspektrums an. Untersuchungen von GAMLIN zeigten bereits 2007, dass die Pupillensteuerung des Auges im cyanfarbenem Bereich liegt. Standard-LEDs haben einen sehr hohen Blauanteil und kaum cyanfarbene Wellenlängen. Dadurch stellen sich die empfindsamen Zellen des Auges unter diesen Lichtbedingungen auf Dunkelheit ein. Die Folge: Die Pupille weitet sich und eine zu große Menge blaues Licht gelangt auf die Netzhaut. Die XPECTRUM LED von XAL erreicht das natürliche Tageslichtspektrum indem der Blaulichtanteil reduziert und die Cyan-Werte erhöht werden. Somit wird die Blaulichtgefahr für das Auge minimiert und auf ein tageslichtähnliches Niveau gebracht.

Dabei geht die Wirkung über den visuellen Sehbereich hinaus: Die nicht-visuelle oder biologische Lichtwirkung beeinflusst zahlreiche Körperfunktionen, wie die Hormonausschüttung und ist mitverantwortlich für einen besseren Schlaf und erhöhte Konzentrationsfähigkeit. Die Bewertung dieser biologischen Lichtwirkung wurde in der DIN SPEC 5031-100 beschrieben. Melanopische Lichtplanungen können mit den neuen XPECTRUM LED's deutlich energieeffizienter realisiert werden.

Zudem erzielen die Vollspektrum LEDs eine hervorragende Farbwiedergabe. Die Farbtreue-Bewertung der R_e – Mittelwert aller 15 Testfarben – liegt bei 98. Die Farbwiedergabe Bewertung TM 30 ergibt eine Farbtreue R_f = 98 und einen Farbtonumfang R_g = 101. Dieser hohe Farbtreue-Wert der XPECTRUM LEDs von XAL ermöglicht einen verbesserten Sehkomfort.

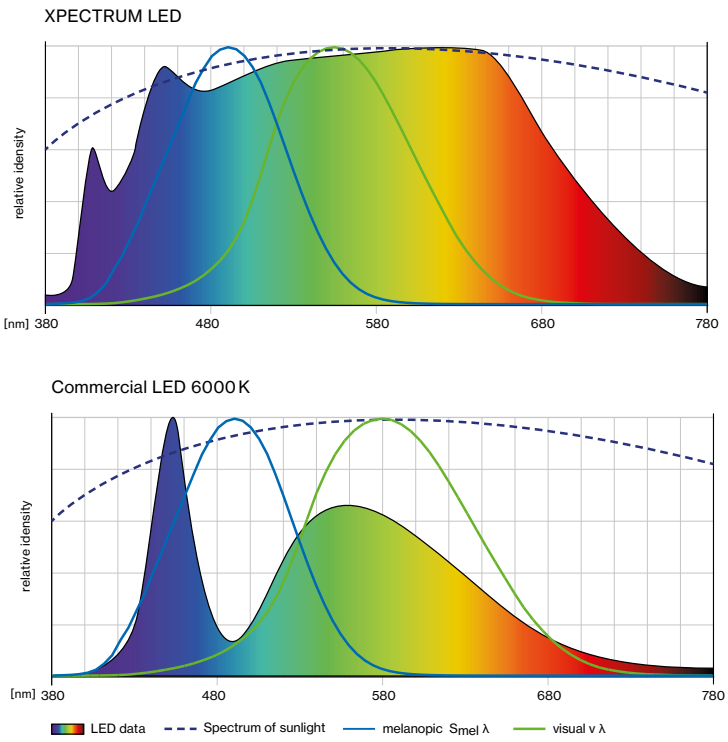

EN The green curve is the human brightness-sensitivity curve v λ. The blue curve is the sensitivity curve of the retinal ganglion cells, S_{mel} λ. The pupil size is controlled by the intensity within the blue curve. The differences in intensity between XPECTRUM LEDs and conventional LEDs are clearly visible.

DE Grüne Kurve ist die menschliche Helle-Empfindlichkeits Kurve v λ. Die blaue Kurve ist die Empfindlichkeitskurve der retinalen Ganglienzellen, S_{mel} λ, Die Pupillengröße wird durch die Intensität innerhalb der blauen Kurve gesteuert. Deutlich sind die Intensitätsunterschiede von XPECTRUM-LED zu konventionellen LEDs sichtbar.

TW – Tunable White

EN Tunable White luminaires can independently, and with infinite variability, set the illuminance and the colour temperature between 1800 K to 6500 K, as desired. Every change in colour temperature and illuminance affects human well-being. The Kriuthof comfort curve shows that high illuminance levels should be paired with cool colour temperatures and low illuminance levels with warm colour temperatures. Therefore, to best aid well-being, it is recommended to imitate daylight during the day with cool colour temperatures, and the evening with warm colour temperatures.

DE Mit Tunable White Leuchten lässt sich die Beleuchtungsstärke und Farbtemperatur individuell von 1800 K bis 6500 K stufenlos unabhängig regulieren. Jede Veränderung der Farbtemperatur und Beleuchtungsstärke beeinflusst das menschliche Wohlbefinden. Laut der Kriuthof schen Behaglichkeitskurve sollten hohe Beleuchtungsstärken eher mit kühlen Farbtemperaturen, niedrige Beleuchtungsstärken bei warmen Farbtemperaturen verwendet werden. Daher empfielt es sich, tagsüber mit kühlen Farbtemperaturen und abends mit warmen Farbtemperaturen das Tageslicht nachzubilden, um damit das Wohlbefinden bestmöglich zu unterstützen.

Kruithof curve

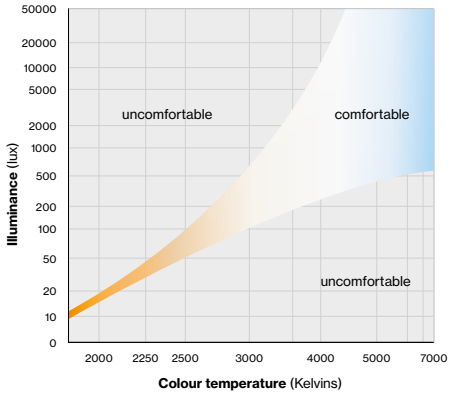

CWD – Colour Warm Dimming

EN With the CWD (Colour Warm Dimming) option, when the light intensity drops, the colour temperature simultaneously changes smoothly from 3000 K to 1800 K, in a similar manner to the dimming of a filament bulb (see diagram). The reduction in illuminance grants the light a very warm hue. This variable illuminance delivers a balanced working light during the day and a relaxing lighting mood in the evening. The CWD colour temperature curve runs within the comfort zone (see Kruithof curve).

DE Mit der CWD-Option (Colour Warm Dimming) erfolgt bei einer Reduzierung der Lichtintensität gleichzeitig eine stufenlose Veränderung der Farbtemperatur von 3000 K auf 1800 K – ähnlich der Dimmcharakteristik einer Glühlampe (siehe Grafik). Die Reduzierung der Beleuchtungsstärke ermöglicht einen sehr warmen Farbton des Lichts. Somit sind wahlweise tagsüber ein ausgewogenes Arbeitslicht und abends eine entspannende Lichtstimmung möglich. Die CWD-Farbtemperaturkurve verläuft innerhalb des Wohlfühlbereiches (siehe Kruithof-Kurve).

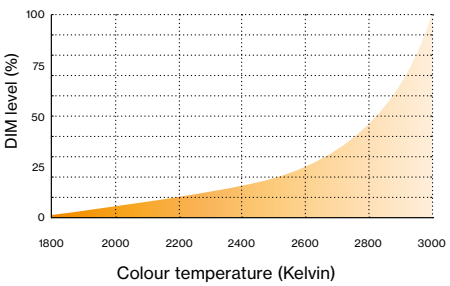

back

Technical information

Glossary

EN **Luminous Flux**
Luminous flux, with the unit of one lumen, denotes the total light emission of a luminaire. The information on the luminous flux in this catalogue is subject to a tolerance of ± 10 %.

EN **System Power**
System power is the total power consumption of a luminaire in watts including any necessary ballasts. The values in this catalogue are rated values which may be exceeded by a maximum of 10 % in individual cases. For selected luminaires we indicate the inset power instead of the system power; if so, a separate remark can be found on the product's page.

EN **Colour Temperature**
Colour temperature, with the unit of one Kelvin (K), describes the appearance given by a light source. The specifications in this catalogue are subject to a tolerance of +/- 150 K.

EN **Electromagnetic Compatibility (EMC)**
Electromagnetic compatibility (EMC) is the property of an electrical device to function in its environment without affecting other devices. XAL not only tests single luminaires, but also representative lighting configurations in the system network. The test set-up complies with the high requirements of the relevant directives and standards.

Erläuterungen

DE **Lichtstrom**
Der Lichtstrom mit der Einheit Lumen bezeichnet die gesamte Lichtemission einer Leuchte. Die Angaben zum Lichtstrom in diesem Katalog unterliegen einer Toleranz von ± 10 %.

DE **Systemleistung**
Unter der Systemleistung versteht man die gesamte Leistungsaufnahme einer Leuchte in Watt inklusive der notwendigen Vorschaltgeräte. Die Angaben in diesem Katalog sind Bemessungswerte, die im Einzelfall um maximal 10 % überschritten werden dürfen. Bei ausgewählten Leuchten geben wir statt der Systemleistung die Inset-Leistung an; wenn ja, finden Sie einen gesonderten Hinweis auf der Produktseite.

DE **Farbtemperatur**
Die Farbtemperatur mit der Einheit Kelvin (K) beschreibt die Erscheinung einer Lichtquelle. Die Angaben in diesem Katalog unterliegen einer Toleranz von ± 150 K.

DE **Elektromagnetische Verträglichkeit (EMV)**
Unter elektromagnetischer Verträglichkeit (EMV) versteht man die Eigenschaft einer elektrischen Einrichtung, in ihrer Umgebung zu funktionieren, ohne andere Einrichtungen zu beeinflussen. XAL testet nicht nur Einzelleuchten, sondern auch repräsentative Leuchtenkonfigurationen im Systemverbund. Der Testaufbau entspricht den hohen Anforderungen der einschlägigen Richtlinien und Normen.

Abbreviations

EN **lm (lumen)**
The lumen is the unit of luminous flux. Luminous flux describes the light energy in the visible band radiated from a light source in all directions.

EN **lx (lux)**
The lux is the unit of illuminance. The illuminance describes the total luminous flux incident on a given surface. Lux is equal to Lumen per m² (lx=lm/m²).

EN **cd (candela)**
Candela is the unit of luminous intensity. The luminous intensity describes the luminous flux per illuminated solid angle (cd = lm/sr).

EN **UGR (Unified Glare Rating)**
UGR is a procedure for rating glare. Depending on the difficulty of visual tasks, the corresponding limits should not be exceeded. The UGR limit values are defined in the standard EN 12464 for activities and visual tasks. UGR = 19 is permitted as the maximum value for office spaces.

EN **LGP (Light Guiding Prism)**
Light-guiding structures in illuminated, transparent material that ensure the desired distribution of light when light is introduced from the side.

Abkürzungen

DE **lm (Lumen)**
Lumen ist die Einheit des Lichtstroms. Der Lichtstrom beschreibt die von einer Lichtquelle in alle Richtungen abgestrahlte Leistung im sichtbaren Bereich.

DE **lx (Lux)**
Lux ist die Einheit der Beleuchtungsstärke. Die Beleuchtungsstärke beschreibt den Lichtstrom, der auf eine bestimmte Fläche trifft. Lux ist Lumen pro m² (lx=lm/m²).

DE **cd (candela)**
Candela ist die Einheit der Lichtstärke. Die Lichtstärke beschreibt den Lichtstrom innerhalb eines Steradiantens (cd = lm/sr).

DE **UGR (Unified Glare Rating)**
UGR ist ein Verfahren zur Bewertung der Blendung. Je nach Schwierigkeit von Sehaufgaben sollen die entsprechenden Grenzwerte nicht überschritten werden. Die UGR-Grenzwerte sind in der Norm EN 12464 für Tätigkeiten und Sehaufgaben festgelegt. Für Büroräume ist UGR = 19 als oberster Wert zugelassen.

DE **LGP (Light Guiding Prism)**
Lichtlenkende Strukturen in lichtführendem, transparentem Material, die bei seitlicher Lichteinkopplung für die gewünschte Lichtverteilung sorgen.

EN Ingress Protection (IP)
Degree of protection (IP codes) according to DIN EN 60529. IP (Ingress Protection) indicates a level of protection against intrusion. The first digit of the IP code refers to the protection against the penetration of solid particles and dust. The second digit of the IP code refers to the protection against ingress of water and moisture.

DE Ingress Protection (IP)
Schutzarten (IP-Codes) nach DIN EN 60529. IP (Ingress Protection) steht für Schutz gegen Eindringen. Die erste Kennziffer des IP-Codes bezieht sich auf den Schutz gegen das Eindringen von festen Fremdkörpern und Staub. Die zweite Kennziffer bezieht sich auf den Schutz gegen Wasser und Feuchtigkeit.

IP	Code digit 1 for contact protection	Kennziffer 1 für Berührungsschutz
2	Protection against foreign objects with a diameter ≥ 12 mm	Schutz gegen Fremdkörper mit Durchmesser ≥ 12 mm
3	Protection against foreign objects with a diameter ≥ 2.5 mm	Schutz gegen Fremdkörper mit Durchmesser ≥ 2,5 mm
4	Protection against foreign objects with a diameter ≥ 1 mm	Schutz gegen Fremdkörper mit Durchmesser ≥ 1 mm
5	Full contact protection, protection against dust deposits internally	Vollständiger Berührungsschutz, Schutz gegen Staubablagerungen im Inneren
6	Full contact protection, protection against ingress of dust	Vollständiger Berührungsschutz, Schutz gegen Eindringen von Staub
	Code digit 2 for protection against water	Kennziffer 2 für Wasserschutz
0	No water protection	Kein Wasserschutz
1	Protected against vertical falling water droplets	Geschützt gegen senkrecht fallende Wassertropfen
2	Protected against diagonal falling water droplets	Geschützt gegen schräg fallende Wassertropfen
3	Protected against water spray	Geschützt gegen Sprühwasser
4	Protected against water splashing	Geschützt gegen Spritzwasser
5	Protected against water jets (from all directions)	Geschützt gegen Strahlwasser (aus allen Richtungen)
6	Protected against ingress of water with transient flooding	Geschützt vor eindringendem Wasser bei vorübergehender Überflutung
7	Protected against ingress of water with submersion	Geschützt vor eindringendem Wasser beim Eintauchen

EN IK Type
IK type protection is a measure of the resistance of electrical equipment housings to mechanical stress (impact loads) and is determined by the standard test method according to IEC 62262.
IK 07: up to 2 joules impact strength
IK 09: up to 10 joules impact strength
IK 10: up to 20 joules impact strength

DE IK-Schutzart
Die IK-Schutzart ist ein Maß für die Widerstandsfähigkeit von Gehäusen elektrischer Betriebsmittel gegen mechanische Beanspruchung (Stoßbeanspruchung) und wird durch die genormte Prüfmethode nach IEC 62262 nachgewiesen.
IK 07: bis zu 2 Joule Stoßfestigkeit
IK 09: bis zu 10 Joule Stoßfestigkeit
IK 10: bis zu 20 Joule Stoßfestigkeit

Symbols



EN The CE marking indicates a declaration of the manufacturer that the luminaire complies with all applicable European requirements.



EN This includes an external review of the product and all applicable European requirements. A CB (Certification Body) test certificate facilitates the acquisition of other national certification marks.



EN Luminaires that are allowed to carry the ENEC certificate are tested according to the strict ENEC standards. Compliance is guaranteed by annual product and factory inspections.



EN Degree of protection for recessed luminaires. The upper specification refers to the built-in housing part, the lower one refers to the visible part of the lamp.







EN Protection classes provide information on how well a luminaire is protected against the risks of a current surge due to contact.

PC I: Protective earthing
PC II: Reinforced or double protective insulation
PC III: Safety extra-low voltage



EN Indicates the number of DALI addresses of a luminaire.



EN A colour rendering index greater than 90 indicates very good colour reproduction, which is applied in museums and high-quality retail areas.



EN Workplace luminaire suitable for VDUs according to DIN EN 12464-1.





EN Workplace luminaire suitable for VDUs. The luminance is above the downward-radiating light cone with an aperture angle of ± 65°, < 1500 cd / m² (necessary for black screen for CAD activities) or ≤ 3000 cd / m² for white screen for office activities.



EN PMMA is the abbreviation for the plastic polymethylmethacrylate, also known as acrylic glass. XAL uses opal or microprismatic covers of PMMA for the luminaires. Opal covers ensure a homogeneous lighting, while microprismatic covers provide for good glare elimination.



EN Specifies the rotation and pivoting capability of the spotlight.



EN High-quality LED sorting with minimal color location deviation. The center of binning is located in the center of the ANSI C78.377-2015 binning system. With 2 SDCM scale the chromaticity coordinates are within a range of < 70 K.

Symbole

DE Mit der CE-Kennzeichnung erklärt der Hersteller, dass die Leuchte allen geltenden europäischen Anforderungen entspricht.

DE Eine externe Überprüfung des Produkts und aller geltenden europäischen Anforderungen. Ein CB-Zertifikat erleichtert den Erwerb anderer nationaler Prüfzeichen.

DE Leuchten, die das ENEC-Zertifikat führen dürfen, sind nach den strengen ENEC-Richtlinien geprüft. Die Einhaltung wird durch jährliche Produkt- und Werksinspektionen gewährleistet.

DE Schutzart für Einbauleuchten. Die obere Angabe bezieht sich auf den eingebauten Gehäuseteil, die untere auf den sichtbaren Teil der Leuchte.

DE Schutzklassen geben Auskunft darüber, inwieweit eine Leuchte gegen die Risiken eines Stromschlags durch Berührung geschützt ist.

SK I: Schutzerdung
SK II: verstärkte oder zweifache Schutzisolierung
SK III: Schutzkleinspannung

DE Gibt die Anzahl der DALI-Adressen einer Leuchte an.

DE Der Farbwiedergabeindex größer 90 steht für eine sehr gute Farbwiedergabe, die in Museen und im hochwertigen Retail-Bereich Anwendung findet.

DE Entblendete Arbeitsplatzleuchte gemäß DIN EN 12464-1.

DE Bildschirmtaugliche Arbeitsplatzleuchte. Die Leuchtdichte ist oberhalb des nach unten strahlenden Lichtkegels mit Öffnungswinkel ± 65°, < 1500 cd / m² (notwendig für schwarzen Bildschirm bei CAD Tätigkeiten) oder ≤ 3000 cd / m² für weißen Bildschirm bei Office Tätigkeiten Tätigkeiten.

DE PMMA ist das Kurzzeichen für den Kunststoff Polymethylmethacrylat, auch bekannt als Acrylglas. XAL verwendet für die Leuchten opale oder mikroprismatische Abdeckungen aus PMMA. Opale Abdeckungen sorgen für eine homogene Ausleuchtung, mikro-prismatische Abdeckungen für eine gute Entblendung.

DE Gibt die Dreh- und Schwenkbarkeit der Strahler an.

DE Hochwertige LED Sortierung mit minimaler Farbortabweichung. Der Mittelpunkt des Binning liegt im Zentrum des ANSI C78.377-2015 Binsystems. Bei 2 SDCM Scale liegen die Farborte innerhalb einer Range von < 70 K.

Notes

Notes

Notes

Imprint

Graphic Design
Albert Exergian
Lukas Hochenwarter
Laura Gautsch
Jürgen Kurzmann
Nicole Praus

Print Production
Rene Zavadilik

Lithography
Volker Waldhauser

Text
Johanna Kompacher

Organisation
Rene Zavadilik
Helena Bäuchler

Cover
Paul Ott

Printing
Druck Styria GmbH & Co KG

© 2021-05

Legal notes

EN The details provided in this catalogue were correct at the time of publication. They do not constitute any kind of obligation on our part and are for information only. We shall not be held liable for any discrepancies between the illustrations or descriptions given and the actual product. The power input of the LEDs is calculated with driver electronic and control gear. We reserve the right to make alterations to our products at any time. All orders will be carried out in accordance with the relevant versions of our General Terms and Conditions. These can be viewed at www.xal.com.

DE Die Angaben in diesem Katalog entsprechen dem Stand bei Drucklegung, sind unverbindlich und sollen ausschließlich Informationszwecken dienen. Für Abweichungen eines Produkts von Abbildungen oder Angaben wird keine Haftung übernommen. Die Leistungsaufnahme der LEDs wird mit Treiberelektronik und Betriebsgerät berechnet. Wir behalten uns vor, jederzeit Änderungen an unseren Produkten vorzunehmen. Alle Aufträge werden ausschließlich zu unseren Allgemeinen Geschäfts- und Lieferbedingungen, die unter www.xal.com eingesehen werden können, in der gültigen Fassung entgegengenommen.

back

Contacts

XAL headquarters

XAL GmbH
Auer-Welsbach-Gasse 36
8055 Graz
AUSTRIA
T +43.316.3170
office@xal.com

International Sales
T +43.316.3170
office.export@xal.com

XAL branches

XAL GmbH
Marxergasse 1B
1030 Vienna
AUSTRIA
T +43.1.5264784
office.vienna@xal.com

XAL GmbH
Dr. Herbert-Sperl-Ring 2,
Top 4, 2. OG
4060 Leonding
AUSTRIA
T +43.316.3170.8572
office.oberoesterreich@xal.com

XAL GmbH
St. Veiter Straße 146
9020 Klagenfurt
AUSTRIA
T +43.316.3170.8000
office.kaernten@xal.com

XAL GmbH
Gewerbestraße 2
5201 Seekirchen
AUSTRIA
T +43.316.3170.8575
office.salzburg@xal.com

XAL GmbH
Römerstraße 16
6065 Thaur
AUSTRIA
T +43.316.3170.8562
office.oewest@xal.com

XAL Finland Oy
Kaikukatu 4 B
00530 Helsinki
FINLAND
T +358.400.700.975
office.fi@xal.com

XAL SE
Hårdvallsgatan 18
11546 Stockholm
SWEDEN
T +46.70.844.84.84
office.se@xal.com

XAL Sarl
36 Rue Juliette Récamier
Place Deroudille
69006 Lyon
FRANCE
T +33.4.72.81.11.99
office.fr@xal.com

XAL Sarl
10, Rue Pecquay
75004 Paris
FRANCE
T +33.1.40299882
office.fr@xal.com

XAL GmbH
Wilhelm-Wagenfeld-Straße 16
80807 Munich
GERMANY
T +49.89.323738.0
office.de@xal.com

XAL GmbH
GSG Hof, Helmholtzstraße 2-9
10587 Berlin
GERMANY
T +49.30.3974329.0
office.berlin@xal.com

XAL GmbH
Europa-Allee 33–35
60327 Frankfurt am Main
GERMANY
T +49.69.979.95273
office.frankfurt@xal.com

XAL GmbH
Ruhrstraße 11a/Im Phoenixhof
22761 Hamburg
GERMANY
T +49.40.85179283.0
office.hamburg@xal.com

XAL GmbH
Schanzenstraße 36 Geb. 234a
51063 Cologne
GERMANY
T +49.22112071740
office.koeln@xal.com

XAL GmbH
Hohnerstraße 23
70469 Stuttgart
GERMANY
T +49.71180607590
office.stuttgart@xal.com

XAL India Pvt. Ltd.
Plot No.13, F-II Block
MIDC, Pimpri
Pune 411040
INDIA
T +91.20.30065566
office.in@xal.com

XAL Srl
Via Enrico Fermi 20
39100 Bolzano
ITALY
T +39.3476401293
office.it@xal.com

XAL B.V.
Design Post Amsterdam
Cruquiusweg 111L
1019 AG Amsterdam
NETHERLANDS
T +31.202.296.001
office.nl@xal.com

XAL AS
Drammensveien 288
0283 Oslo
NORWAY
M +47.924.59.522
office.no@xal.com

XAL Sp. z.o.o.
Ul. Posag 7 Panien 1a
02-495 Warsaw
POLAND
M +48.730330337
office.pl@xal.com

XAL Eastern Europe k.s.
Varsavská 5
83103 Bratislava
SLOVAKIA
T +421.2.32660.280
office.sk@xal.com

XAL Iluminación S.L.
Plaça Duc de Medinaceli 5
08002 Barcelona
SPAIN
T +34.935951780
office.es@xal.com

XAL Schweiz GmbH
Hohlstrasse 517
8048 Zurich
SWITZERLAND
T +41.44.245.80.90
office.ch@xal.com

XAL Schweiz GmbH
Unterlachenstrasse 19
6005 Lucerne
SWITZERLAND
T +41.41.269.80.90
office.luzern@xal.com

XAL Schweiz GmbH
Zentweg 9
3006 Bern
SWITZERLAND
T +41.31.9388090
office.bern@xal.com

XAL Schweiz GmbH
Max Kämpf-Platz 2
4058 Basel
SWITZERLAND
T +41.61.206.80.90
office.basel@xal.com

XAL Schweiz GmbH
Avenue de l'Avant-Poste 7
1005 Lausanne
SWITZERLAND
T +41.21.310.11.90
office.lausanne@xal.com

XAL Ltd.
23 Batemans Row
London EC2A 3HH
UNITED KINGDOM
T +44.2031740177
office.uk@xal.com

XAL Middle East DMCC
HDS Business Center
Office No. 704, Cluster M
Jumeirah Lakes Towers, Dubai
PO Box 336603
UNITED ARAB EMIRATES
T +971.4.4362347
office.dubai@xal.com

XAL Inc.
133 West, 19th Street, 9th Floor
New York, NY 10011
USA
T +1.212.343.8100
office.us@xal.com
xalusa.com